



US00D470720S

(12) **United States Design Patent**  
**Jones et al.**

(10) **Patent No.:** **US D470,720 S**

(45) **Date of Patent:** **\*\* Feb. 25, 2003**

(54) **FRONT OF RANGE**

D349,004 S \* 7/1994 Ivanovich ..... D7/340  
D375,867 S \* 11/1996 Sparks ..... D7/340

(75) Inventors: **Charles L. Jones**, Stevensville, MI (US); **Philip M. Thompson**, St. Joseph, MI (US); **Tania L. Aldous**, St. Joseph, MI (US); **Mark W. Baldwin**, St. Joseph, MI (US); **Viorel Luminosu**, St. Joseph, MI (US)

**OTHER PUBLICATIONS**

GE Appliances, Slide-In Gas Range, (www.GE.com) Internet Website, 2002.\*

\* cited by examiner

(73) Assignee: **Whirlpool Corporation**, Benton Harbor, MI (US)

*Primary Examiner*—Catherine R. Oliver

(74) *Attorney, Agent, or Firm*—Stephen Krefman; Robert O. Rice; Thomas J. Roth

(\*\*) Term: **14 Years**

(57) **CLAIM**

(21) Appl. No.: **29/156,884**

The ornamental design for a front of range, as shown and described.

(22) Filed: **Mar. 8, 2002**

**DESCRIPTION**

(51) **LOC (7) Cl.** ..... **07-02**

FIG. 1 is a front perspective view of the design of the present invention.

(52) **U.S. Cl.** ..... **D7/405**

FIG. 2 is a front elevational view thereof;

(58) **Field of Search** ..... D7/405, 339, 340, D7/341, 347, 348, 349, 350.1; 126/21 A, 1 AA, 200, 198; 219/400, 10.55 R, 680

FIG. 3 is a left side elevational view thereof.

FIG. 4 is a right side elevational view thereof; and,

FIG. 5 is a top plan view thereof.


(56) **References Cited**

The broken lines shown in FIGS. 1, 2, 3, 4 & 5 are for environment and form no part of the claimed design.

**U.S. PATENT DOCUMENTS**

D175,184 S \* 7/1955 Nelson ..... D7/405  
4,089,319 A \* 5/1978 Tamada et al. .... 126/21 A

**1 Claim, 5 Drawing Sheets**



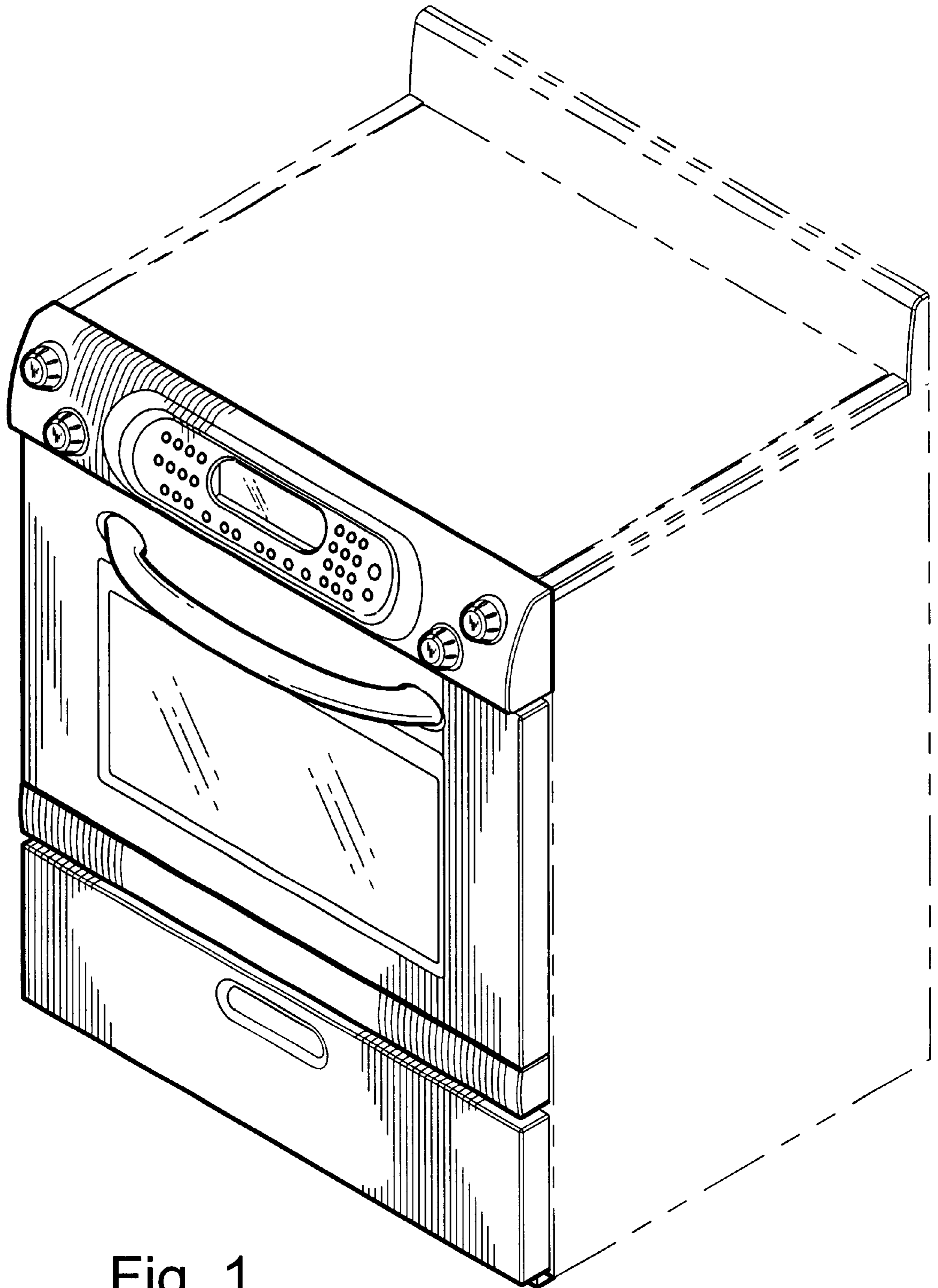


Fig. 1

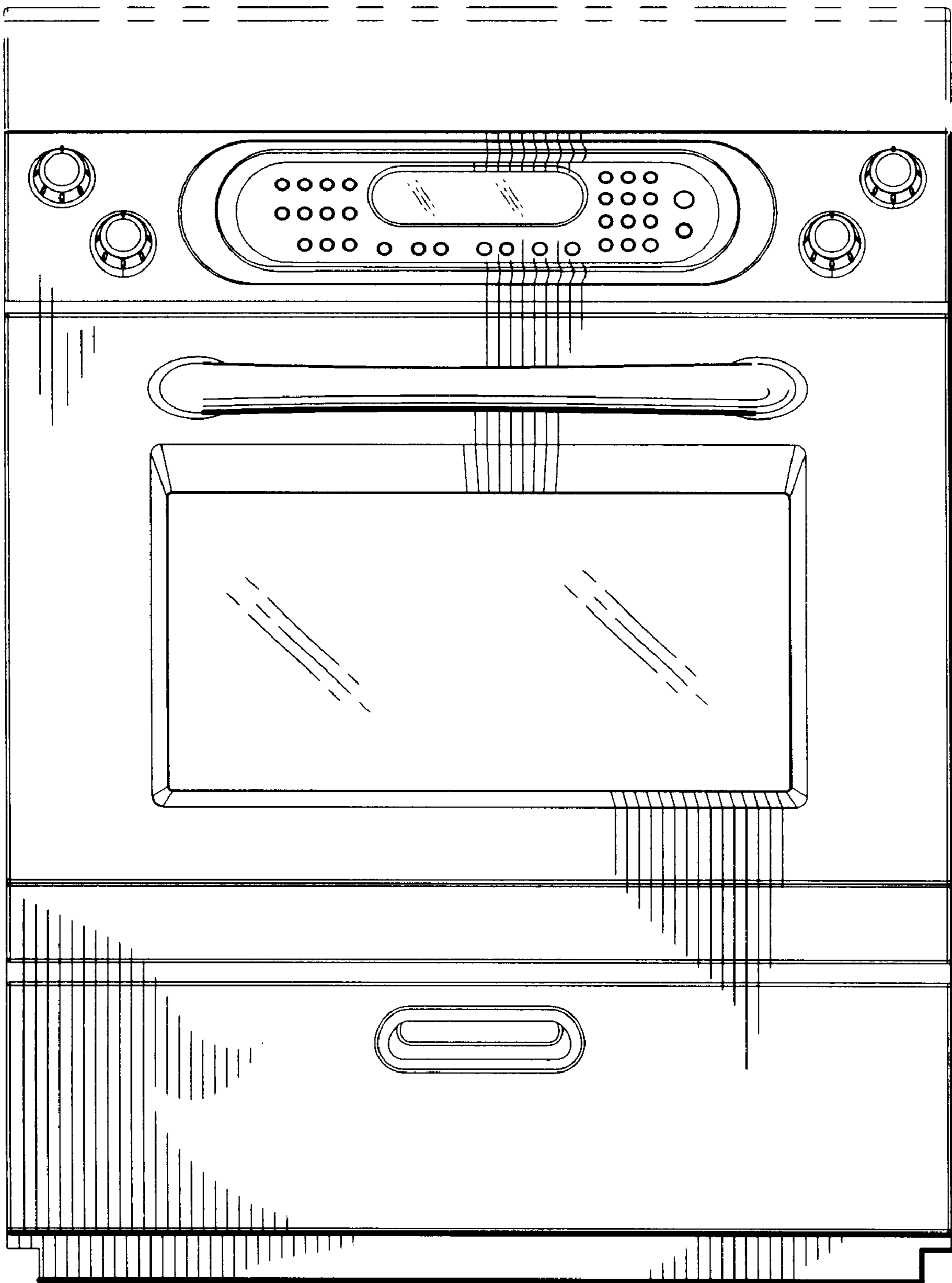


Fig. 2

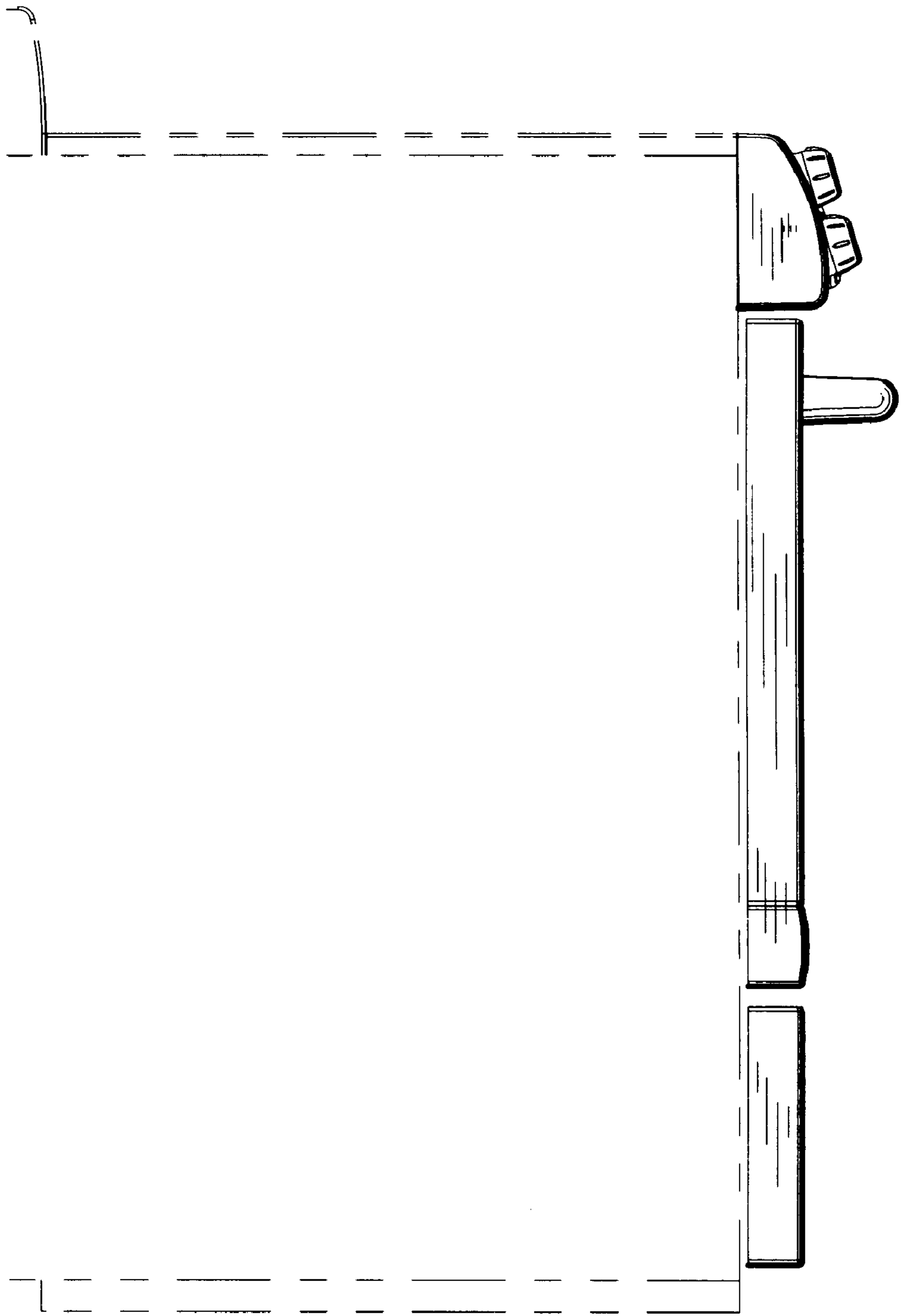


Fig. 3

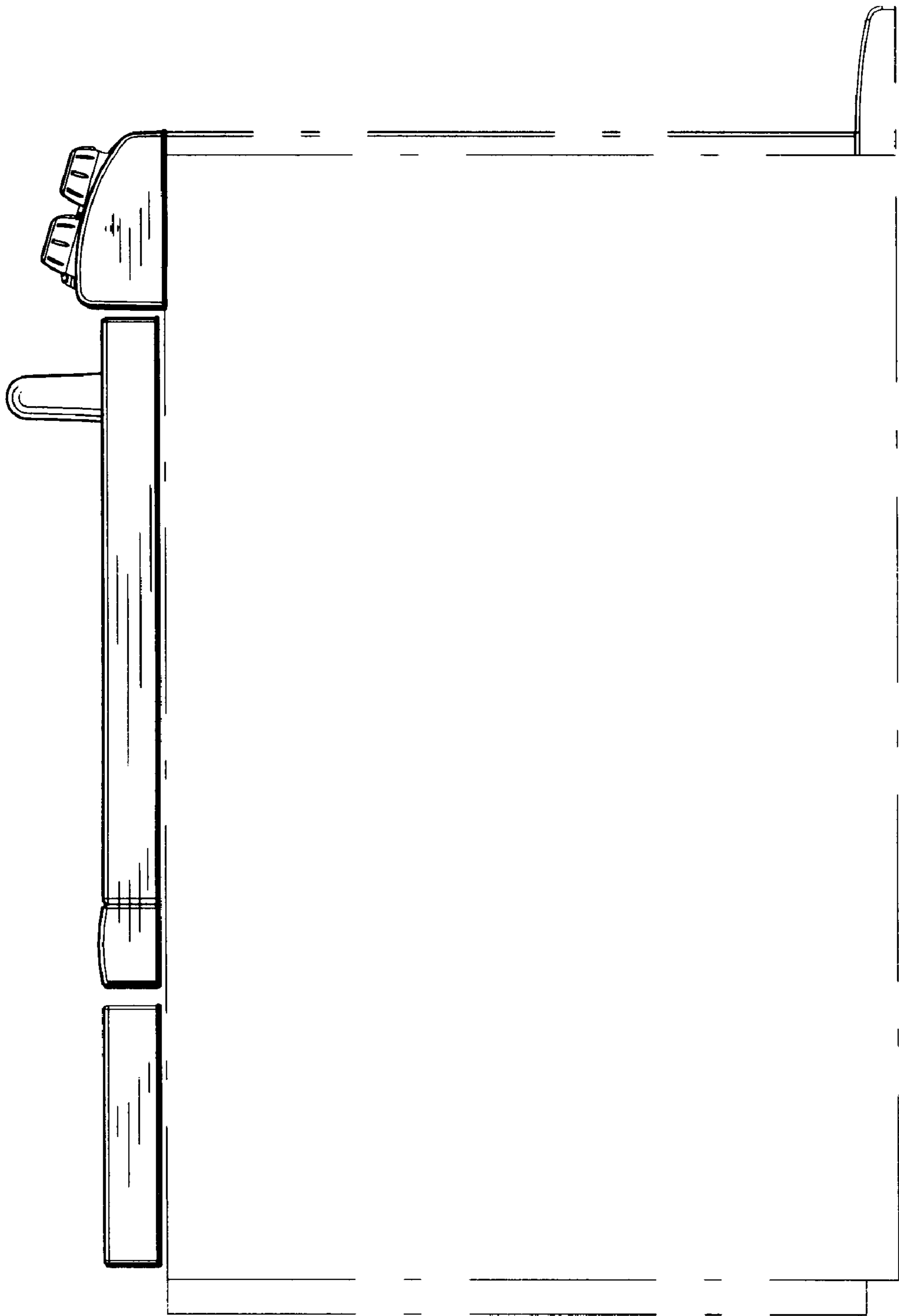


Fig. 4




Fig. 5