



US00D470713S

(12) **United States Design Patent**
Swinford et al.

(10) **Patent No.:** **US D470,713 S**

(45) **Date of Patent:** **** Feb. 25, 2003**

(54) **BAKING PAN**

(75) Inventors: **Karen J. Swinford**, Schaumburg, IL (US); **Jeff Bull**, Naperville, IL (US); **Shawn Young**, Aurora, IL (US); **Denise Marie Simon**, Harbor Springs, MI (US)

(73) Assignee: **Wilton Industries, Inc.**, Woodridge, IL (US)

(**) Term: **14 Years**

D224,751 S 9/1972 Propst et al.
3,792,809 A 2/1974 Schneider et al.
D314,891 S 2/1991 Sata
D348,805 S 7/1994 Cautereels
D370,598 S 6/1996 Koch
D379,135 S 5/1997 Vina
D385,156 S 10/1997 Bouldstridge Balari
6,010,005 A 1/2000 Reames et al.
D434,606 S 12/2000 Reames et al.
D436,495 S * 1/2001 Ferrer D7/360

(21) Appl. No.: **29/155,550**
(22) Filed: **Feb. 12, 2002**
(51) **LOC (7) Cl.** **07-02**
(52) **U.S. Cl.** **D7/360; D7/552.1**
(58) **Field of Search** **D7/323, 354-361, D7/602, 550.1, 551.1, 552.1, 553.1, 554.1-554.4; 99/324, 339, 422, 446, 448; 220/573.1-573.4, 574, 912; 294/172**

OTHER PUBLICATIONS

“Sabattini: Silverware in the Kitchen”, *Notizie & Design, Abitare* 208, p. 8, Oct. 1982.
Industrial Design, Sep./Oct. 1985, p. 65.
Pierre J. Cheron, “Where do we go from here?”, *Modern Plastics*, Aug. 19, 1986, pp. 18-19.

* cited by examiner

Primary Examiner—Caron D. Veynar
(74) *Attorney, Agent, or Firm*—Piper Rudnick

(56) **References Cited**

U.S. PATENT DOCUMENTS

366,478 A 7/1887 Hagerty
826,470 A 7/1906 Braschi
1,308,151 A 7/1919 Vogel
D87,203 S 6/1932 Clark
2,047,835 A * 7/1936 Prew 294/172
2,188,757 A 1/1940 Moon
D146,687 S 4/1947 Schmidt
2,431,332 A 11/1947 Jordan
D167,204 S 7/1952 Gruen
2,647,716 A 8/1953 Hudziak et al.
3,231,718 A 1/1966 Vasile
3,581,970 A 6/1971 Colato

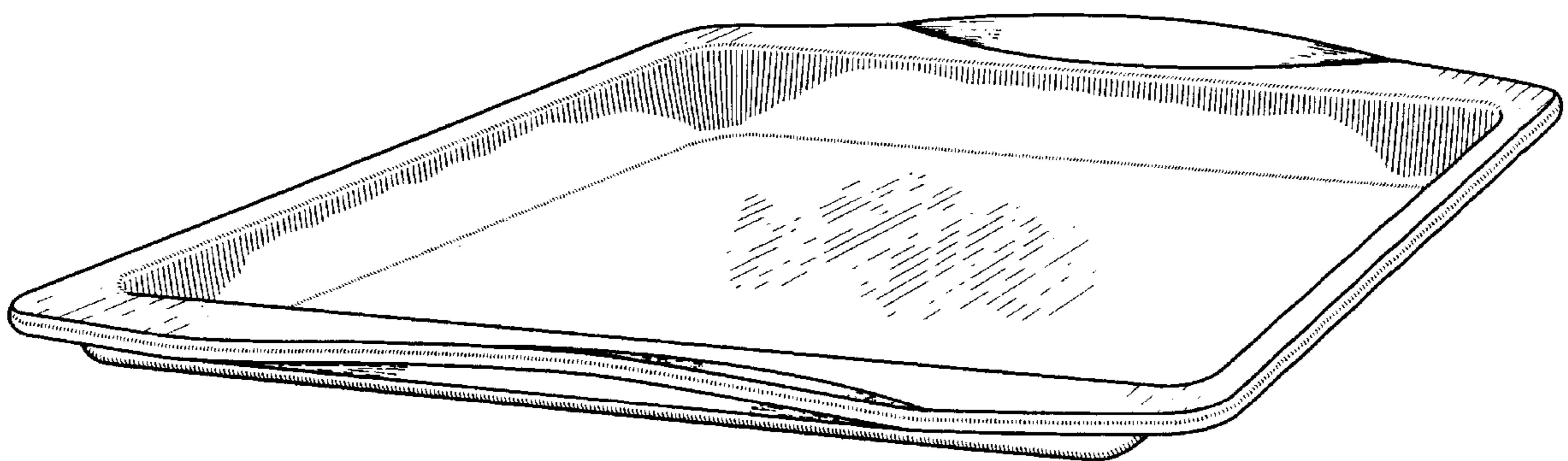
(57) **CLAIM**

The ornamental design for a baking pan, as shown.

DESCRIPTION

FIG. 1 is a perspective view of the design;
FIG. 2 is a top plan view of the design;
FIG. 3 is a bottom plan view of the design;
FIG. 4 is a right side elevational view of the design, the opposite side of which is an identical mirror image; and,
FIG. 5 is a front elevational view of the design, the opposite side of which is an identical mirror image.

1 Claim, 3 Drawing Sheets



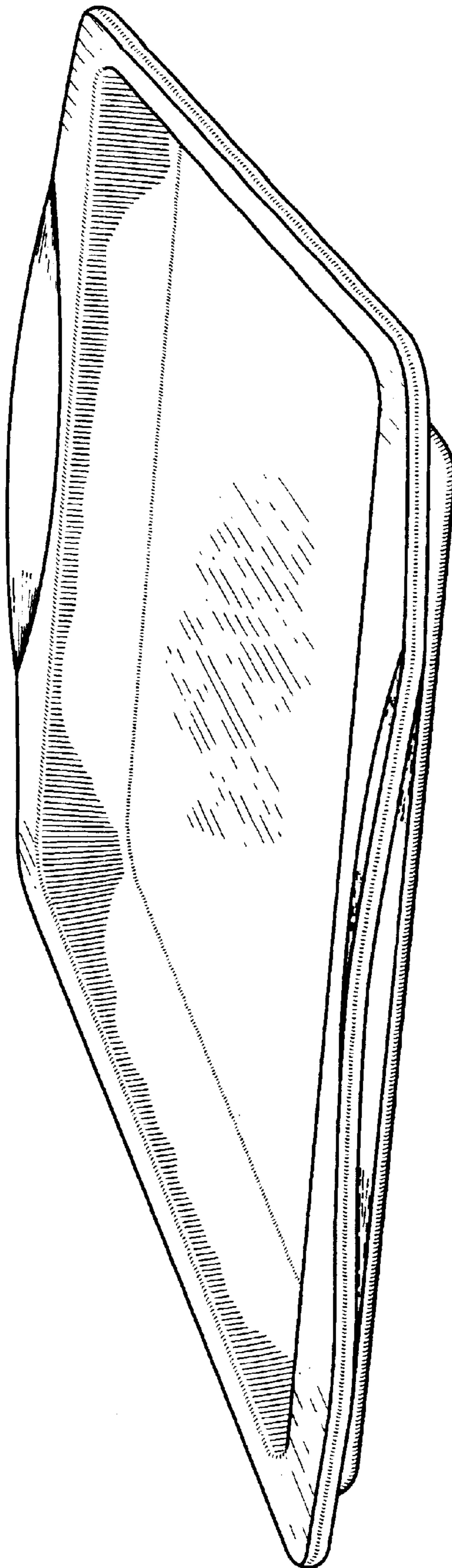


FIG. 1

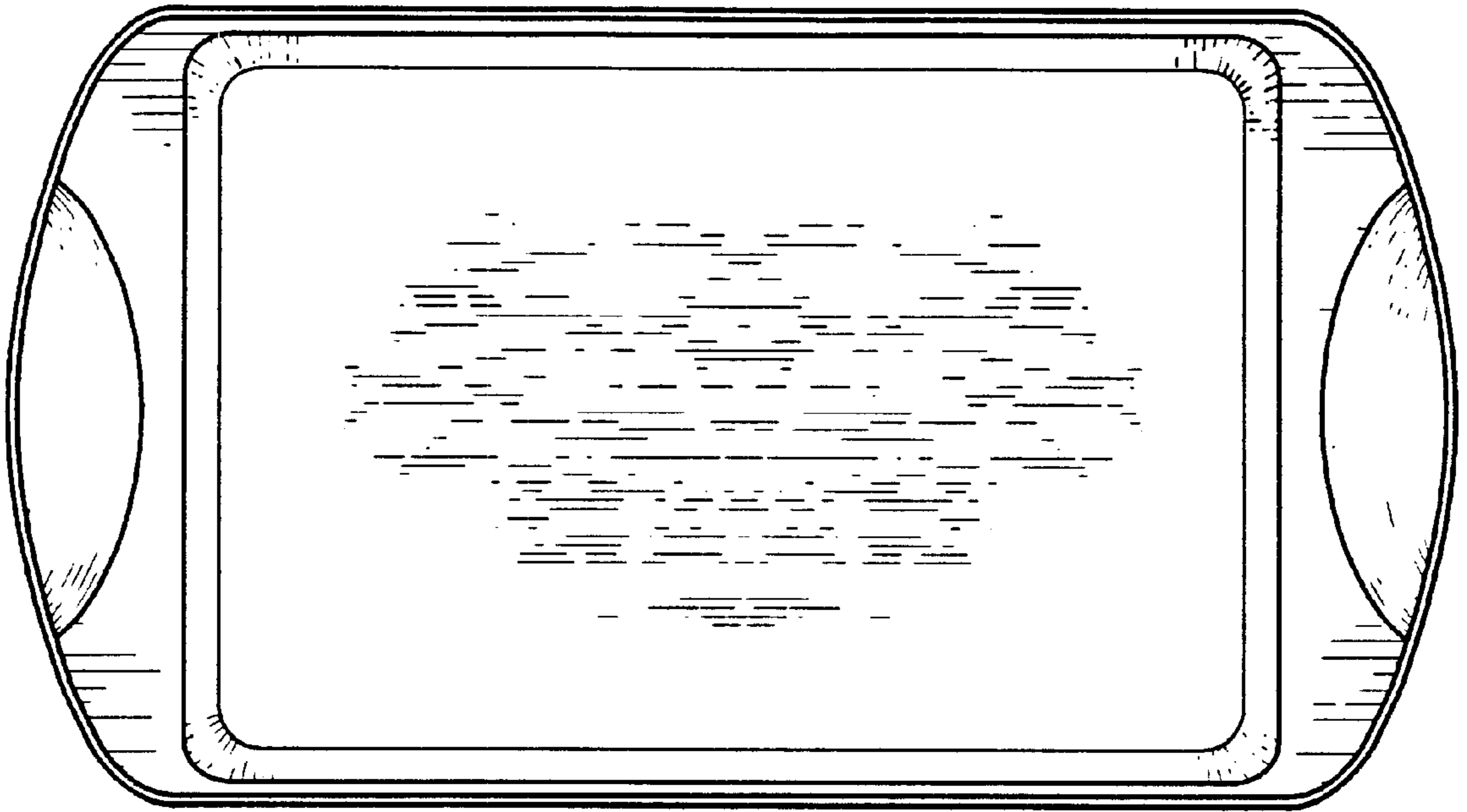


FIG. 2




FIG. 3



FIG. 4



FIG. 5