



US00D470711S

(12) **United States Design Patent**  
**Kloppsteck**

(10) **Patent No.:** **US D470,711 S**

(45) **Date of Patent:** **\*\* Feb. 25, 2003**

(54) **GRIDDLE**

(75) **Inventor:** **Gerd Kloppsteck, Arnsberg (DE)**

(73) **Assignee:** **Heinrich Berndes Haushaltstechnik GmbH & Co. KG, Arnsberg (DE)**

(\*\*) **Term:** **14 Years**

(21) **Appl. No.:** **29/164,711**

(22) **Filed:** **Jul. 31, 2002**

(30) **Foreign Application Priority Data**

Feb. 14, 2002 (DE) ..... 4 02 01 272

(51) **LOC (7) Cl.** ..... **07-02**

(52) **U.S. Cl.** ..... **D7/359**

(58) **Field of Search** ..... D7/323, 354-361;  
99/324, 339, 422, 445, 446, 448; 126/390;  
220/573.1, 574, 912

(56) **References Cited**

**U.S. PATENT DOCUMENTS**

1,591,291 A \* 7/1926 Detwiler ..... 99/446  
D154,967 S \* 8/1949 Watkins ..... D7/359

D166,780 S \* 5/1952 Watkins ..... D7/359  
D197,663 S \* 3/1964 O'Reilly ..... D7/359  
3,457,852 A \* 7/1969 Kwoh ..... 99/340  
D227,028 S \* 5/1973 Behm ..... D7/359  
D380,645 S \* 7/1997 Perlini ..... D7/359  
6,298,775 B1 \* 10/2001 Chen ..... 99/422

\* cited by examiner

*Primary Examiner*—Caron D Veynar

(74) *Attorney, Agent, or Firm*—Hoffman, Wasson & Gitler PC

(57) **CLAIM**

The ornamental design for a griddle, as shown and described.

**DESCRIPTION**

FIG. 1 is a perspective view of a griddle;  
FIG. 2 is a front view of a griddle;  
FIG. 3 is a rear view of a griddle;  
FIG. 4 is a side view of a griddle, the opposite side view is a mirror image;  
FIG. 5 is a top view of a griddle; and,  
FIG. 6 is a bottom view of a griddle.

**1 Claim, 6 Drawing Sheets**



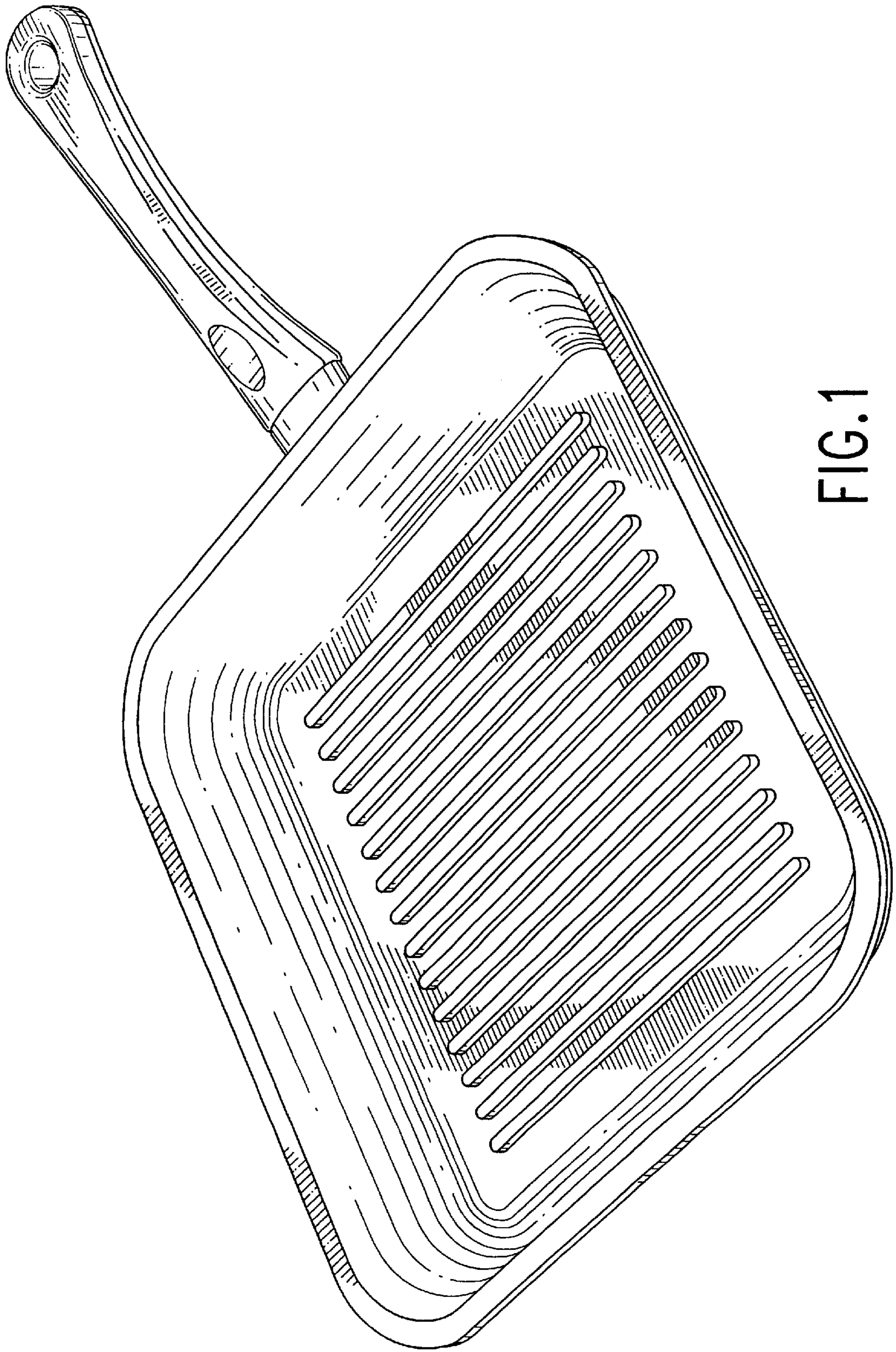


FIG. 1




FIG. 2

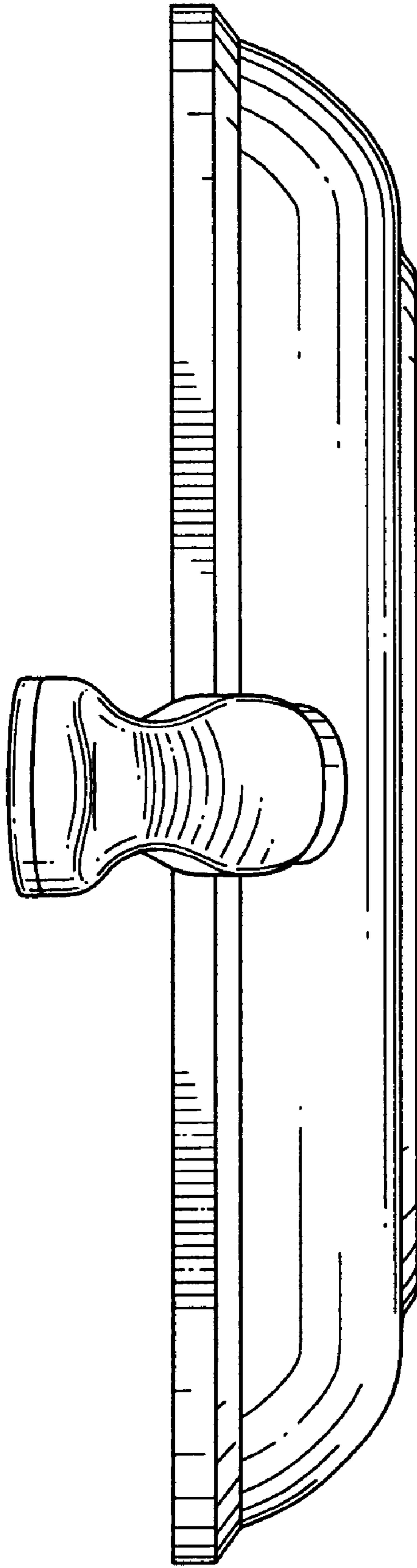


FIG. 3

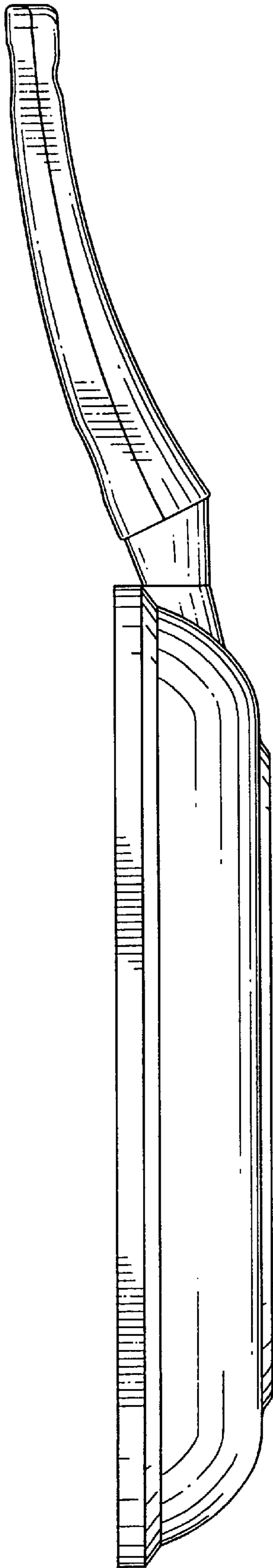


FIG.4

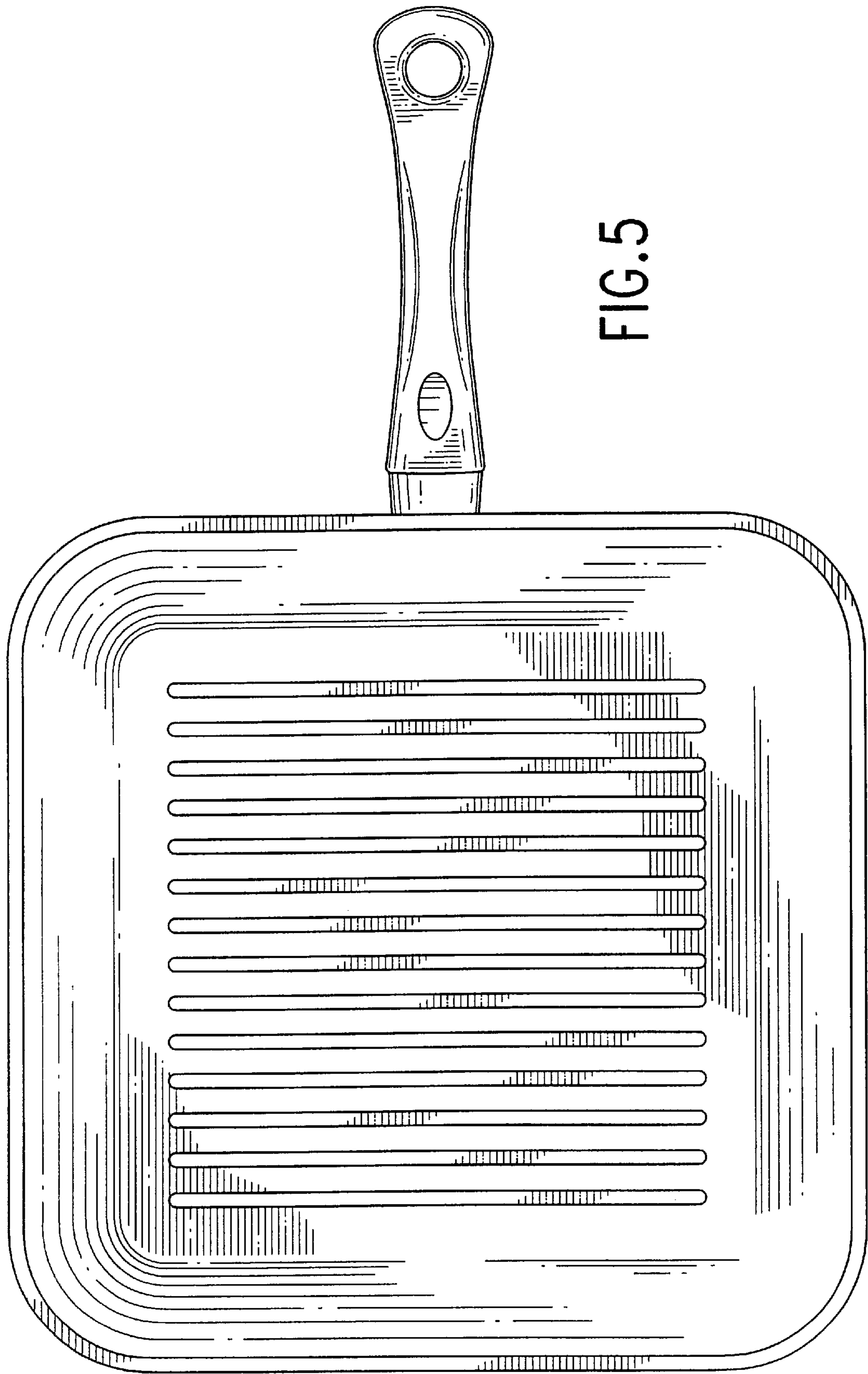


FIG. 5

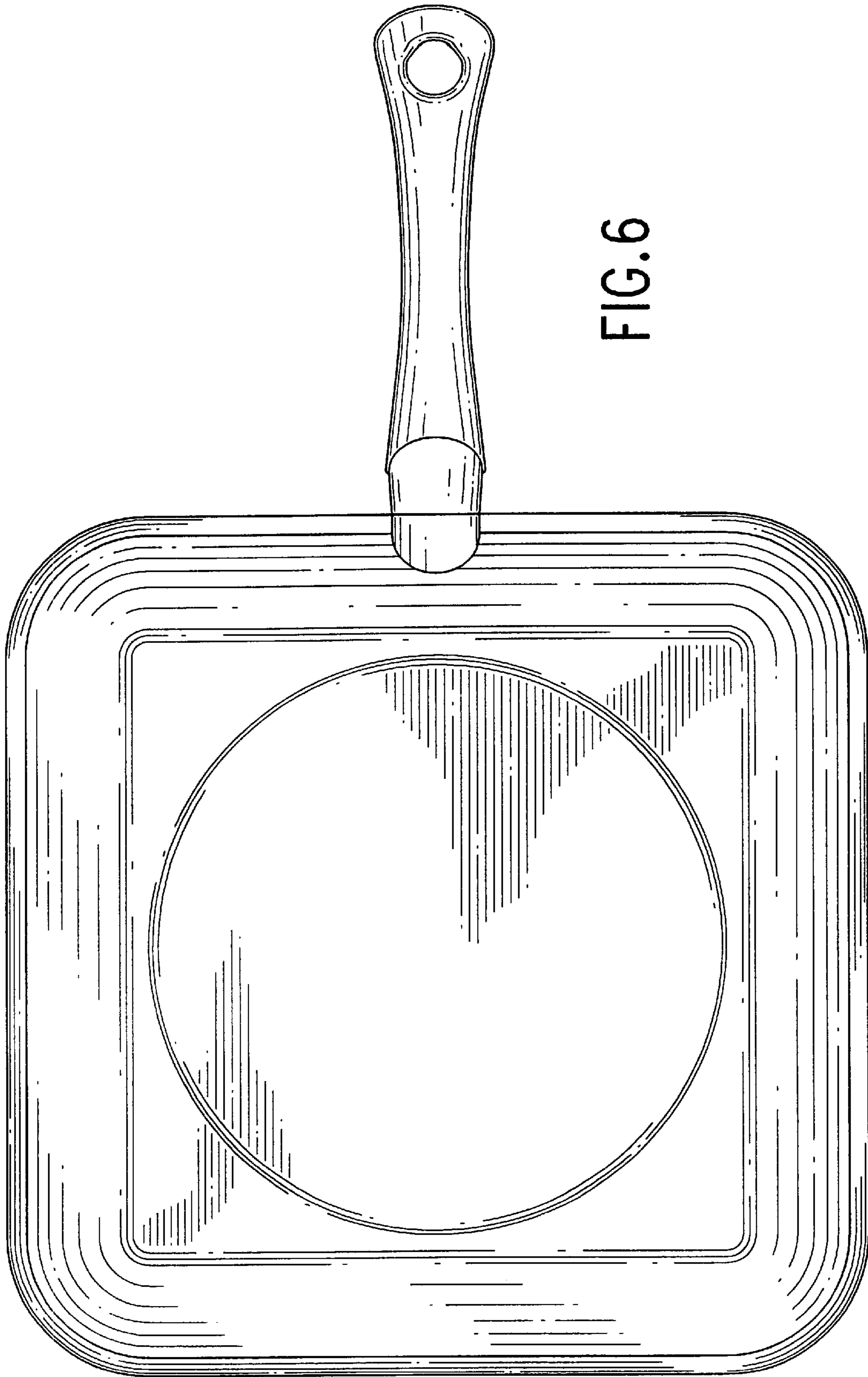


FIG. 6