



US00D470710S

(12) **United States Design Patent**  
**Littmann**

(10) **Patent No.:** **US D470,710 S**

(45) **Date of Patent:** **\*\* Feb. 25, 2003**

(54) **TOASTER**

(75) Inventor: **Ludwig Littmann**, Kronberg (DE)

(73) Assignee: **Braun GmbH** (DE)

(\*\*) Term: **14 Years**

(21) Appl. No.: **29/164,428**

(22) Filed: **Jul. 24, 2002**

(30) **Foreign Application Priority Data**

Jan. 25, 2002 (DE) ..... 402 00 615

(51) **LOC (7) Cl.** ..... **07-02**

(52) **U.S. Cl.** ..... **D7/330**

(58) **Field of Search** ..... D7/323, 328-330;  
99/329 R, 331, 332, 334, 335, 372, 385,  
389

(56) **References Cited**

**U.S. PATENT DOCUMENTS**

D148,936 S \* 3/1948 Laylon ..... D7/330

D315,272 S \* 3/1991 Moore et al. .... D7/330

D347,545 S \* 6/1994 Hoare et al. .... D7/330

D425,358 S \* 5/2000 Hughes ..... D7/330

D442,419 S \* 5/2001 Carrere ..... D7/330

\* cited by examiner

*Primary Examiner*—Caron D. Veynar

(74) *Attorney, Agent, or Firm*—Fish & Richardson PC

(57) **CLAIM**

The ornamental design for a toaster, as shown and described.

**DESCRIPTION**

FIG. 1 is a perspective view of a toaster from above, showing my design;

FIG. 2 is a front view of the appliance thereof;

FIG. 3 is a rear view of the appliance thereof

FIG. 4 is a right side view of the appliance thereof;

FIG. 5 is a left side view of the appliance thereof;

FIG. 6 is a top plan view of the appliance thereof; and,

FIG. 7 is bottom plan view of the appliance thereof.

**1 Claim, 6 Drawing Sheets**





FIG. 1




FIG. 2




FIG. 3



FIG. 4




FIG. 5




FIG. 6




FIG. 7