



US00D470705S

(12) **United States Design Patent**
Tweel

(10) **Patent No.:** **US D470,705 S**

(45) **Date of Patent:** **** Feb. 25, 2003**

(54) **TABLE PLACEMAT**

(75) Inventor: **Donald E. Tweel**, Closter, NJ (US)

(73) Assignee: **Tweel Home Furnishings, Inc.**,
Harrison, NJ (US)

(**) Term: **14 Years**

(21) Appl. No.: **29/151,462**

(22) Filed: **Nov. 5, 2001**

Related U.S. Application Data

(62) Division of application No. 29/101,312, filed on Feb. 26, 1999, now Pat. No. Des. 455,929.

(51) **LOC (7) Cl.** **06-13**

(52) **U.S. Cl.** **D6/616**

(58) **Field of Search** D6/610, 612, 613,
D6/614, 615, 616; 108/90; 150/154, 158,
901

(56) **References Cited**

U.S. PATENT DOCUMENTS

801,279 A	*	10/1905	Van Slyke	150/154
D40,707 S		5/1910	Bevan	D6/616
D79,321 S		9/1929	Baskerville, Jr.	D6/583
D86,276 S		2/1932	Schwarber	D6/616
D122,495 S		9/1940	Marghab	D6/616
D125,523 S		2/1941	Oakley	D6/583
D136,375 S		9/1943	Bloom	D6/616
D159,406 S		7/1950	Brice et al.	D6/617
D202,020 S	*	8/1965	Marghah	D6/616
4,674,787 A	*	6/1987	DeVera	150/154
D403,547 S		1/1999	Adkins	D6/582
D424,860 S	*	5/2000	Wu	D6/616

OTHER PUBLICATIONS

Grammercy Home—America's White Sale Catalog, *our Exclusive! 'Santa Cloth' With Matching Napkins, Runner And Santa's Hat Chair Toppers*, Fall/Winter 1998, p. 55.

* cited by examiner

Primary Examiner—Louis S. Zarfes

Assistant Examiner—Monica A. Weingart

(74) *Attorney, Agent, or Firm*—Woodcock Washburn LLP

(57) **CLAIM**

The ornamental design for a table placemat, as shown and described.

DESCRIPTION

FIG. 1 is a top plan view of one embodiment of a table placemat, showing my new design;

FIG. 2 is a front elevation view of the table placemat shown in FIG. 1, the back elevation view being identical thereof;

FIG. 3 is a right elevation view of the table placemat shown in FIG. 1, the left elevation view being identical thereof;

FIG. 4 is a top plan view of a second embodiment of a table placemat;

FIG. 5 is a front elevation view of the table placemat shown in FIG. 4, the back elevation view being identical thereof;

FIG. 6 is a right elevation view of the table placemat shown in FIG. 4, the left elevation view being identical thereof;

FIG. 7 is a bottom plan view of the table placemat shown in FIG. 4;

FIG. 8 is a top plan view of a third embodiment of a table placemat, the third embodiment being red with white trim;

FIG. 9 is a front elevation view of the table placemat shown in FIG. 8, the back elevation view being identical thereof;

FIG. 10 is a right elevation view of the table placemat shown in FIG. 8, the left elevation view being identical thereof; and,

FIG. 11 is a bottom plan view of the table placemat shown in FIG. 8.

1 Claim, 3 Drawing Sheets

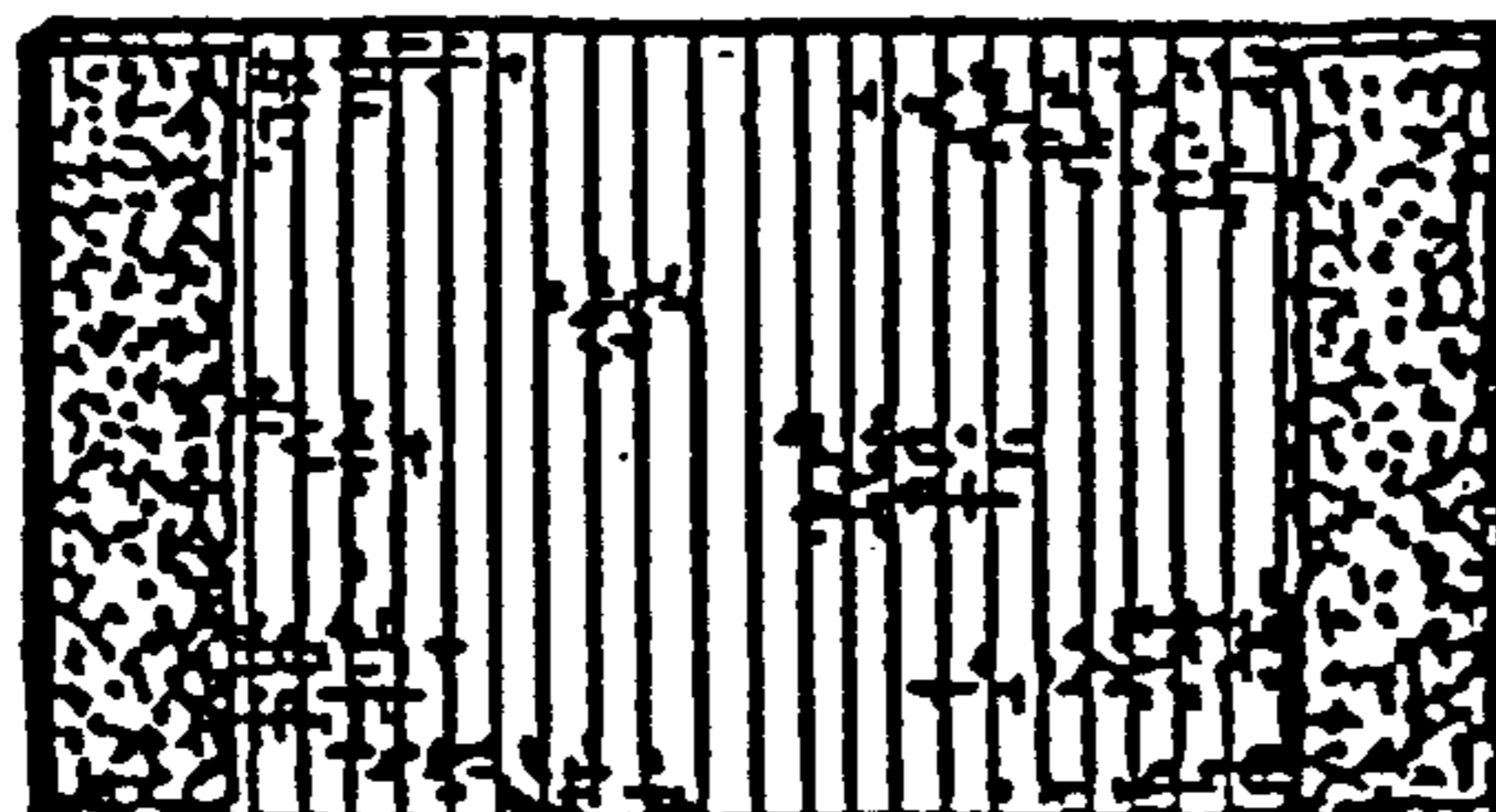





FIG. 3




FIG. 1



FIG. 2



FIG. 6




FIG. 4



FIG. 5




FIG. 7



FIG. 10

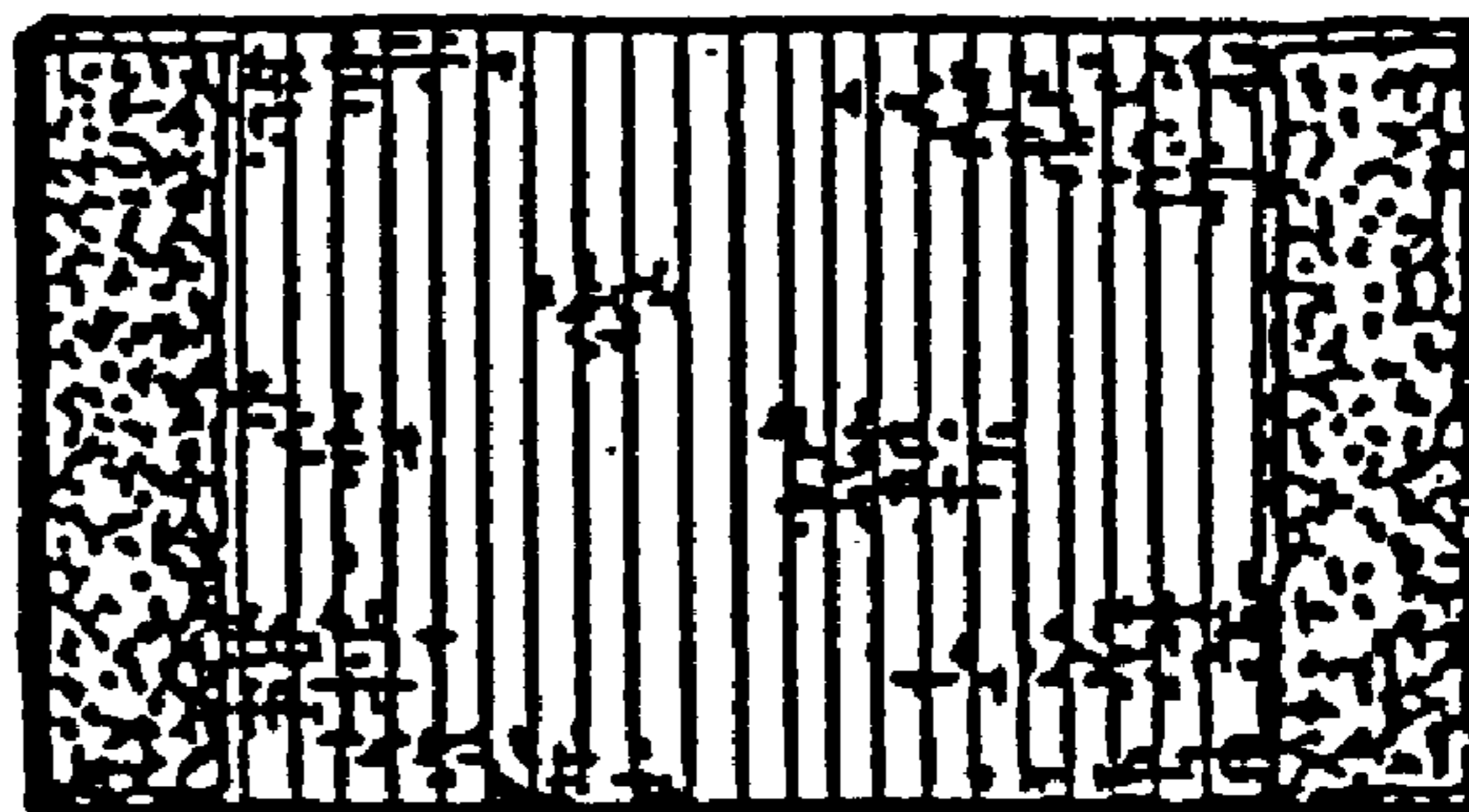


FIG. 8



FIG. 9

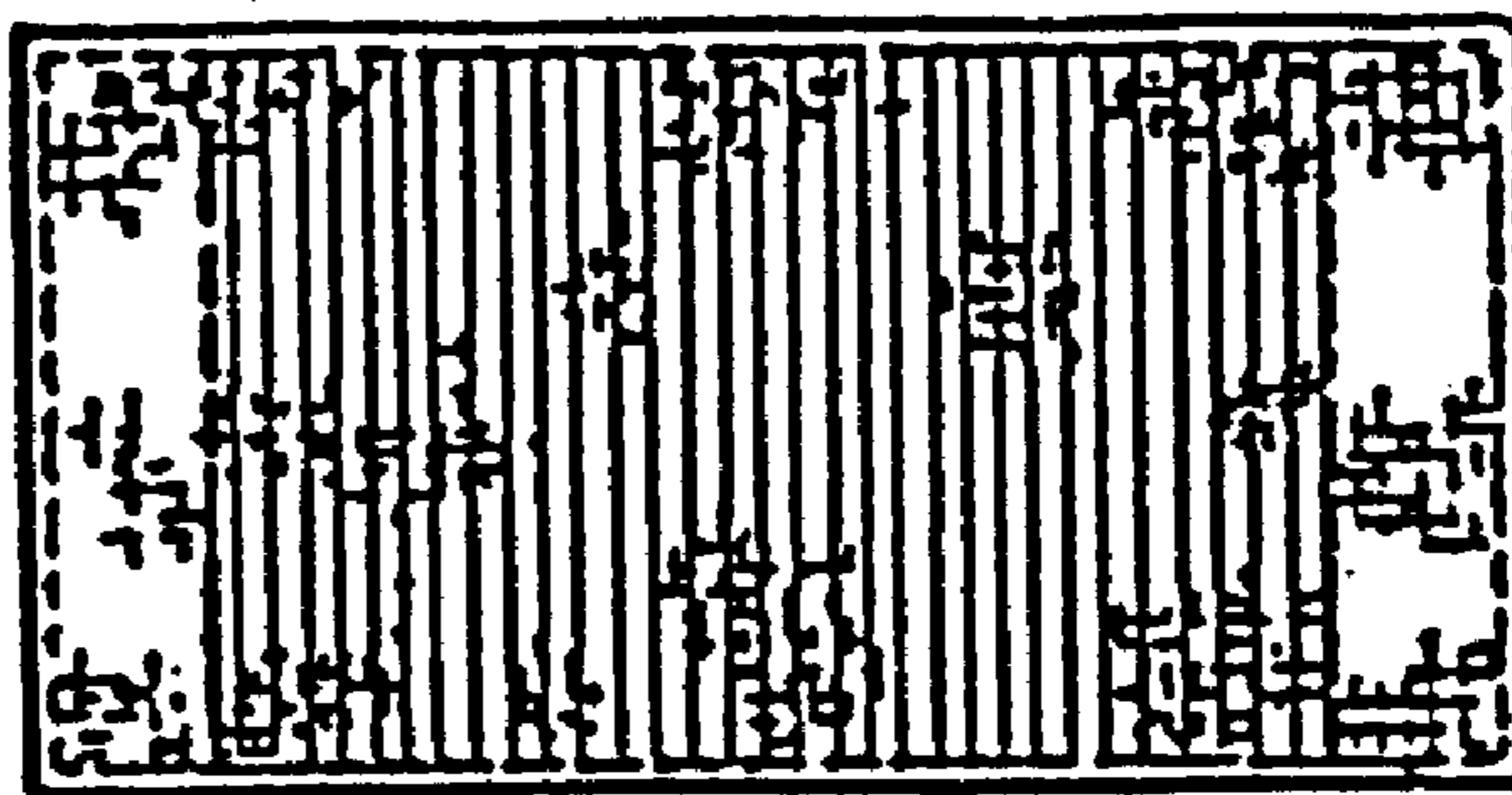


FIG. 11