



US00D470696S

(12) **United States Design Patent**
Haney

(10) **Patent No.:** **US D470,696 S**

(45) **Date of Patent:** **** *Feb. 25, 2003**

(54) **DOWNWARDLY PIVOTING ARMREST**

(75) **Inventor:** **Trevor R. Haney**, Wyoming, MI (US)

(73) **Assignee:** **American Seating Company**, Grand Rapids, MI (US)

(*) **Notice:** This patent is subject to a terminal disclaimer.

(**) **Term:** **14 Years**

(21) **Appl. No.:** **29/135,018**

(22) **Filed:** **Jan. 5, 2001**

(51) **LOC (7) Cl.** **06-06**

(52) **U.S. Cl.** **D6/501**

(58) **Field of Search** D6/334, 335, 336,
D6/356, 364, 365, 366, 367, 374, 375,
379, 381, 500, 501, 502; 297/232, 411.2,
411.27, 411.3

(56) **References Cited**

U.S. PATENT DOCUMENTS

D180,350 S 5/1957 Armbruster D6/360

D198,783 S * 8/1964 Barecki D6/356
4,099,780 A 7/1978 Schmidhuber 297/411.2
4,526,421 A 7/1985 Brennan et al. 297/232
D381,525 S 7/1997 James D6/366
D391,089 S * 2/1998 Chu D6/366
D429,927 S * 8/2000 Haney D6/501
D448,955 S * 10/2001 Chen D6/501

* cited by examiner

Primary Examiner—Gary D. Watson

(74) *Attorney, Agent, or Firm*—Clark & Brody

(57) **CLAIM**

The ornamental design for a downwardly pivoting armrest, as shown and described.

DESCRIPTION

FIG. 1 is a perspective view of a downwardly pivoting armrest showing my new design.

FIG. 2 is a left side elevation view thereof.

FIG. 3 is a front elevation view thereof; and,

FIG. 4 is a top plan view thereof.

The broken lines are for illustrative purposes only and form no part of the claimed design.

1 Claim, 2 Drawing Sheets

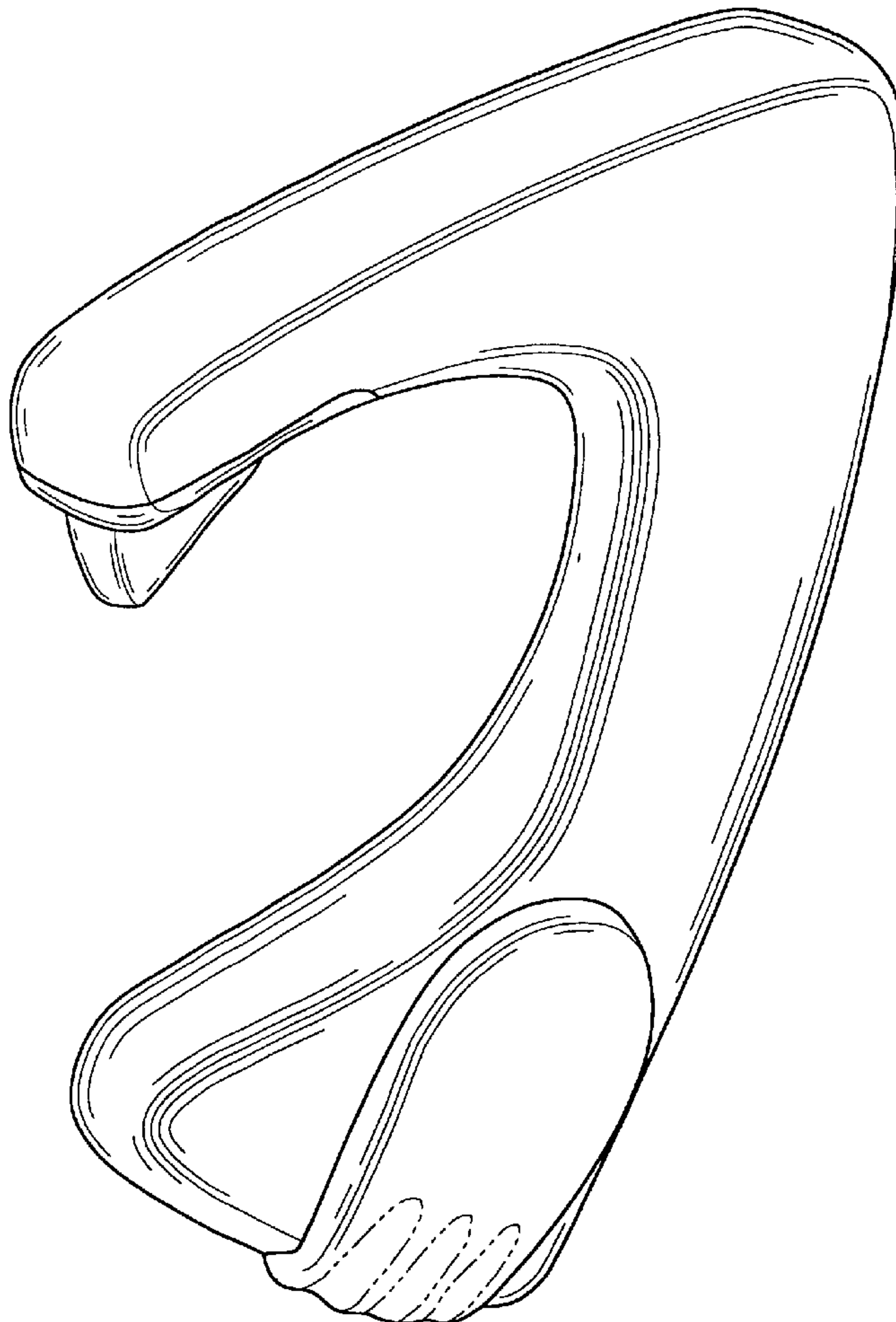


FIG. 2

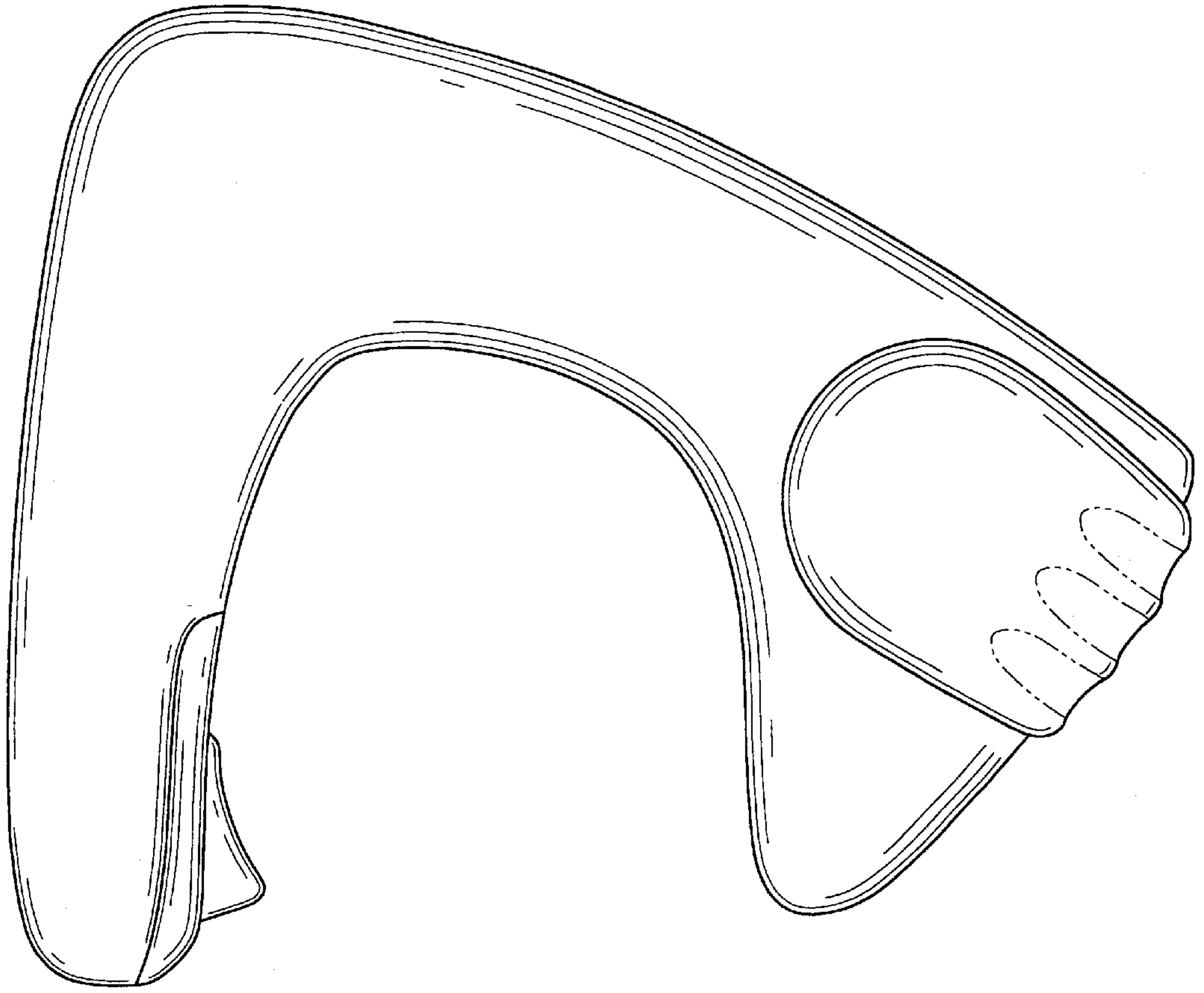


FIG. 1

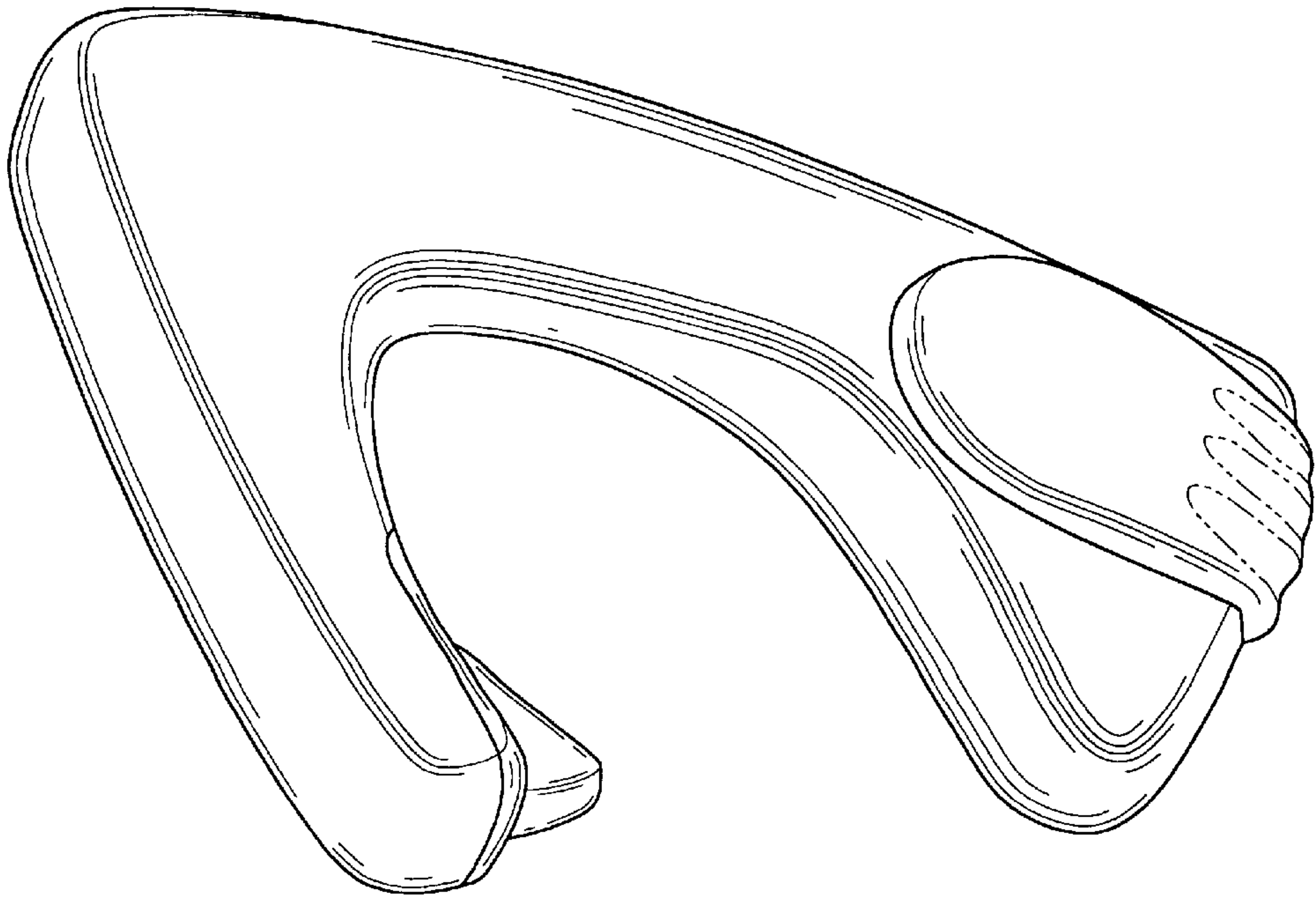


FIG. 3

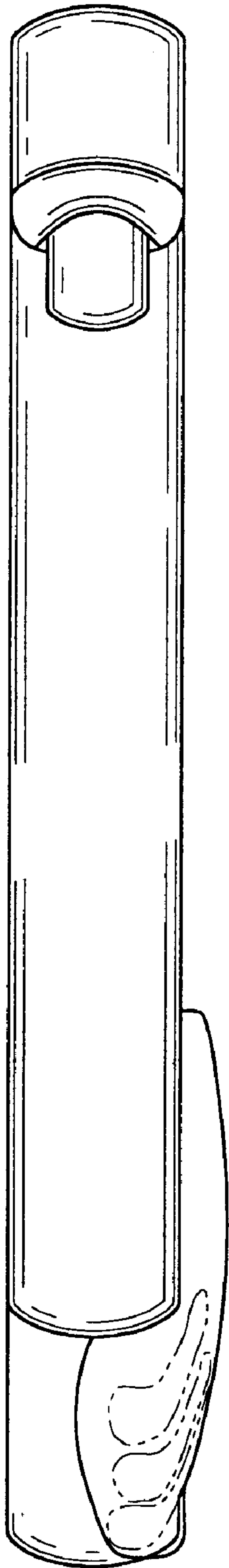


FIG. 4

