



US00D470689S

(12) **United States Design Patent**  
**High**

(10) **Patent No.:** **US D470,689 S**

(45) **Date of Patent:** **\*\* Feb. 25, 2003**

(54) **CHANNEL FOR A MULTI-LEVEL SLIDE-ON  
PANEL SYSTEM FOR OFFICE FURNITURE**

(75) Inventor: **Bruce High**, Singapore (SG)

(73) Assignee: **Technigroup Far East Pte Ltd.**,  
Singapore (SG)

(\*\*) Term: **14 Years**

(21) Appl. No.: **29/160,497**

(22) Filed: **May 13, 2002**

**Related U.S. Application Data**

(63) Continuation of application No. 29/127,636, filed on Aug. 9,  
2000.

(30) **Foreign Application Priority Data**

Mar. 13, 2000 (GB) ..... 2091331

(51) **LOC (7) Cl.** ..... **06-06**

(52) **U.S. Cl.** ..... **D6/492**

(58) **Field of Search** ..... D6/332, 396, 397,  
D6/421, 422, 423, 426, 491, 492, 494,  
495, 509, 510, 511; 52/205, 239, 582.1;  
312/245, 246; 160/135

(56) **References Cited**

**U.S. PATENT DOCUMENTS**

D290,670 S \* 7/1987 Nathan et al. .... D6/511  
D301,745 S \* 6/1989 Burkstrand et al. .... D25/119  
5,277,005 A \* 1/1994 Hellwig et al. .... 52/220.1

D353,731 S \* 12/1994 Burgasser et al. .... D6/495  
5,600,926 A \* 2/1997 Ehrlich ..... 52/239  
D399,725 S \* 10/1998 Baker ..... D8/354  
5,970,675 A \* 10/1999 Schray ..... 52/582.1  
6,000,180 A \* 12/1999 Goodman et al. .... 52/239  
D421,688 S \* 3/2000 Doud et al. .... D6/491  
D428,285 S \* 7/2000 Hughes et al. .... D6/510  
6,282,854 B1 \* 9/2001 Vos et al. .... 52/239

\* cited by examiner

*Primary Examiner*—Cathron C. Brooks

(74) *Attorney, Agent, or Firm*—Notaro & Michalos P.C.

(57) **CLAIM**

The ornamental design for a channel for office furniture a  
multi-level slide-on panel system as shown and described.

**DESCRIPTION**

FIG. 1 is a front elevational view of a first embodiment of  
the channel for a multi-level slide-on panel system for office  
furniture, the cut lines representing indeterminate length;  
FIG. 2 is a rear elevational view thereof;  
FIG. 3 is a side elevational view thereof, the opposite side  
being an identical mirror image;  
FIG. 4 is a top plan view of the channel of FIG. 1, the bottom  
being identical thereto;  
FIG. 5 is a front top right perspective view of a second  
embodiment of the channel for a multi-level slide-on panel  
system for office furniture, the sole difference residing in the  
specific length shown; and,  
FIG. 6 is a rear top left perspective view thereof.

**1 Claim, 1 Drawing Sheet**

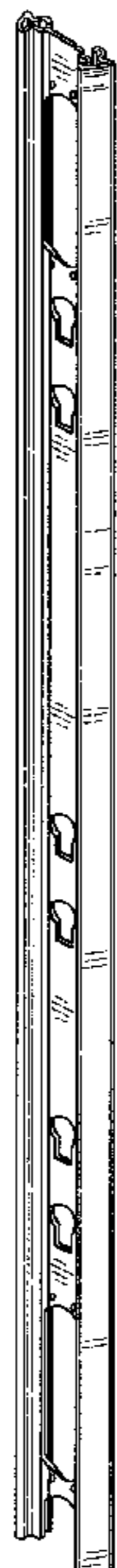
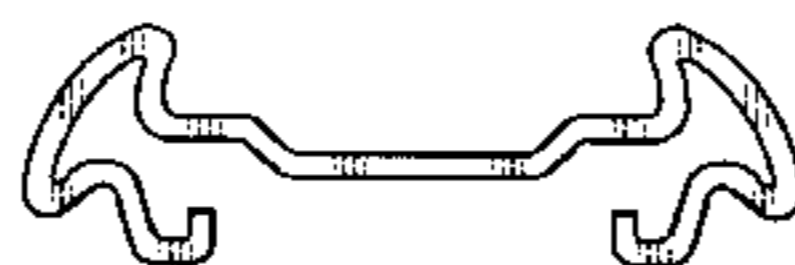




FIG. 1

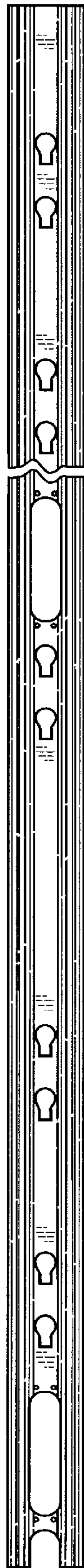


FIG. 2



FIG. 3

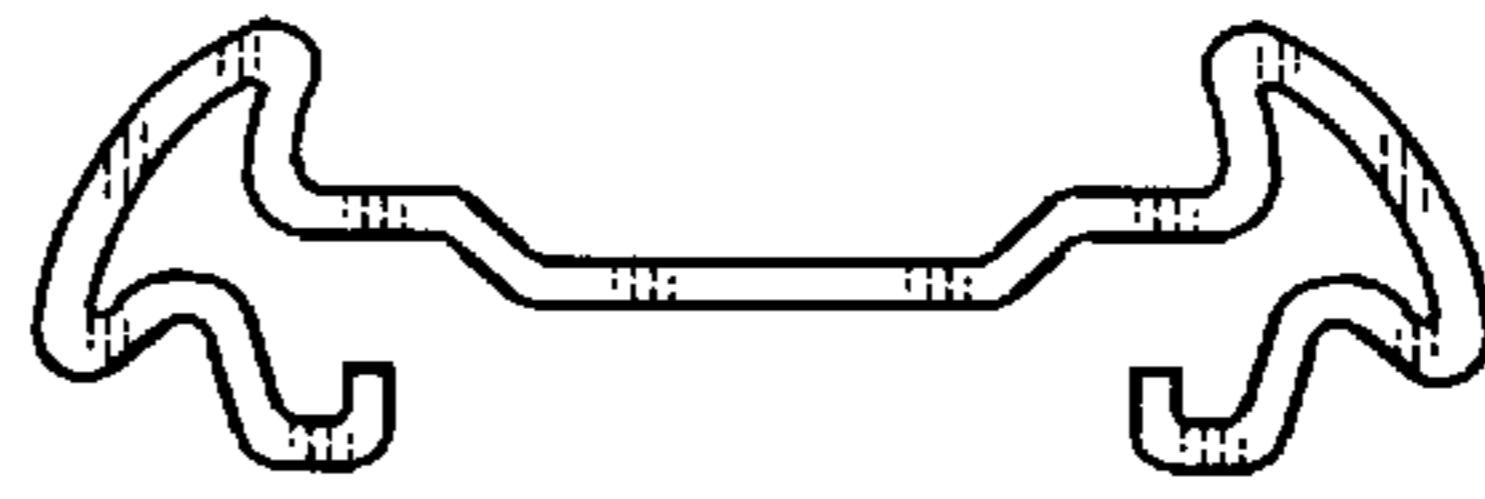


FIG. 4

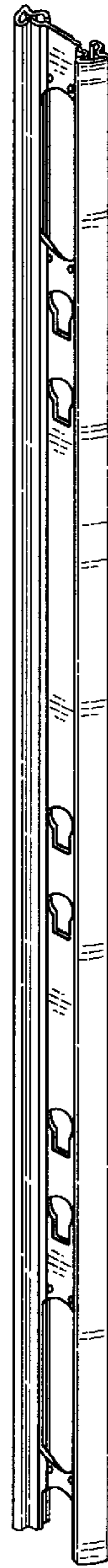


FIG. 5




FIG. 6