



US00D470683S

(12) **United States Design Patent** (10) **Patent No.:** **US D470,683 S**
Nunes (45) **Date of Patent:** **** Feb. 25, 2003**

(54) **PLANT HOLDER**
(75) Inventor: **Brendon Nunes, Ajax (CA)**
(73) Assignee: **Trintec Industries Inc., Ajax (CA)**
(**) Term: **14 Years**

D85,669 S * 12/1931 Scott et al. D6/557
D87,361 S * 7/1932 Scott et al. D6/403
D88,582 S * 12/1932 Scott et al. D6/403
D132,055 S * 4/1942 Planeta D6/404
D279,641 S * 7/1985 Elliott D6/556
D450,225 S * 11/2001 Walters-Dowding et al. D7/704

* cited by examiner

(21) Appl. No.: **29/160,367**
(22) Filed: **May 10, 2002**

Primary Examiner—Doris V. Coles
Assistant Examiner—Mimosa De
(74) *Attorney, Agent, or Firm*—Bereskin & Parr

(51) **LOC (7) Cl.** **06-99**
(52) **U.S. Cl.** **D6/403**
(58) **Field of Search** D6/403, 404, 405,
D6/556-558; D7/403, 704; D11/143, 144,
148, 152, 153, 154; 47/39, 41.01, 44, 47,
65.5, 67; 206/423; 211/85.23, 85.31, 106;
248/27.8, 127

(57) **CLAIM**

The ornamental Design for a plant holder, as described and shown.


DESCRIPTION

FIG. 1 is a perspective view from the front and one side of a first position of the plant holder;
FIG. 2 is a front elevation view of the plant holder of FIG. 1;
FIG. 3 is a rear elevation view of the plant holder of FIG. 1;
FIG. 4 is a side elevation view of the plant holder of FIG. 1;
FIG. 5 is a top plan view of the plant holder of FIG. 1; and,
FIG. 6 is a perspective view showing a use of the plant holder of FIG. 1.

(56) **References Cited**
U.S. PATENT DOCUMENTS

D25,474 S * 5/1896 Wojidkow D7/403
D36,972 S * 6/1904 Rohlfs D7/403
D75,786 S * 7/1928 Fox D6/556
D76,825 S * 11/1928 Scott et al. D6/405
D78,234 S * 4/1929 Scott et al. D6/556
D82,629 S * 11/1930 Scott et al. D6/558
D84,001 S * 4/1931 Scott et al. D6/405

1 Claim, 6 Drawing Sheets



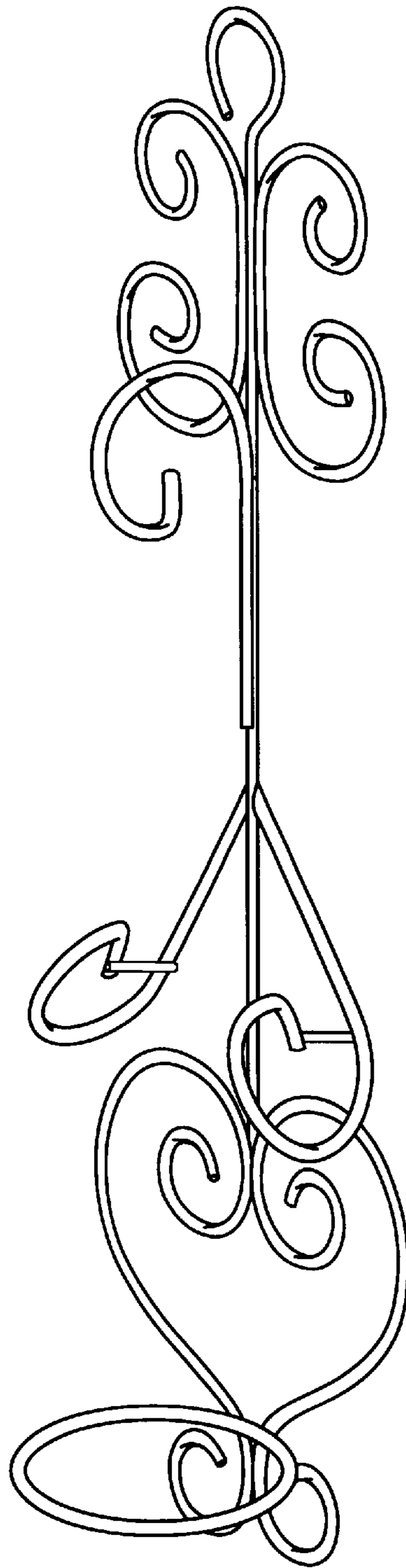


FIG. 1

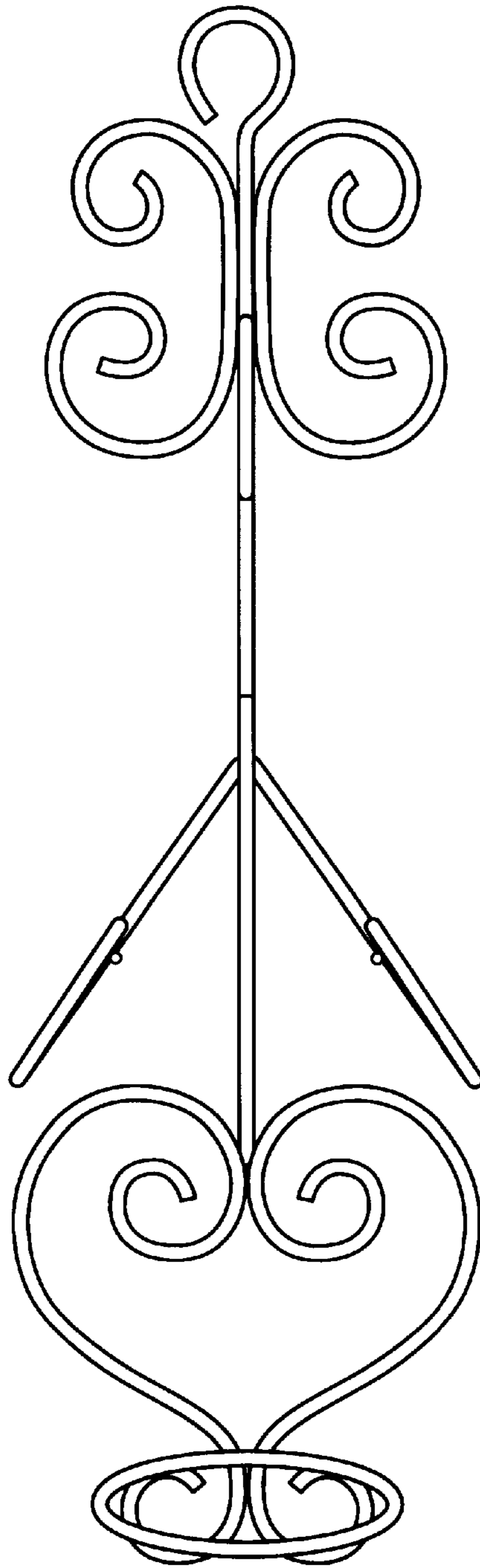


FIG. 2

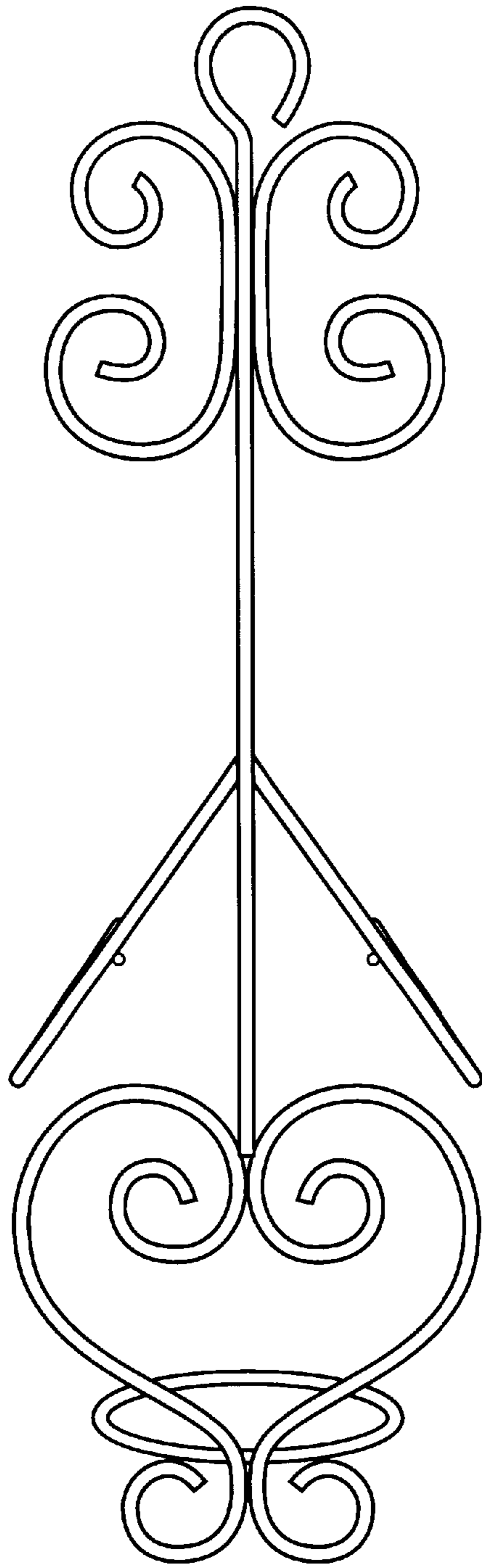


FIG. 3




FIG. 4

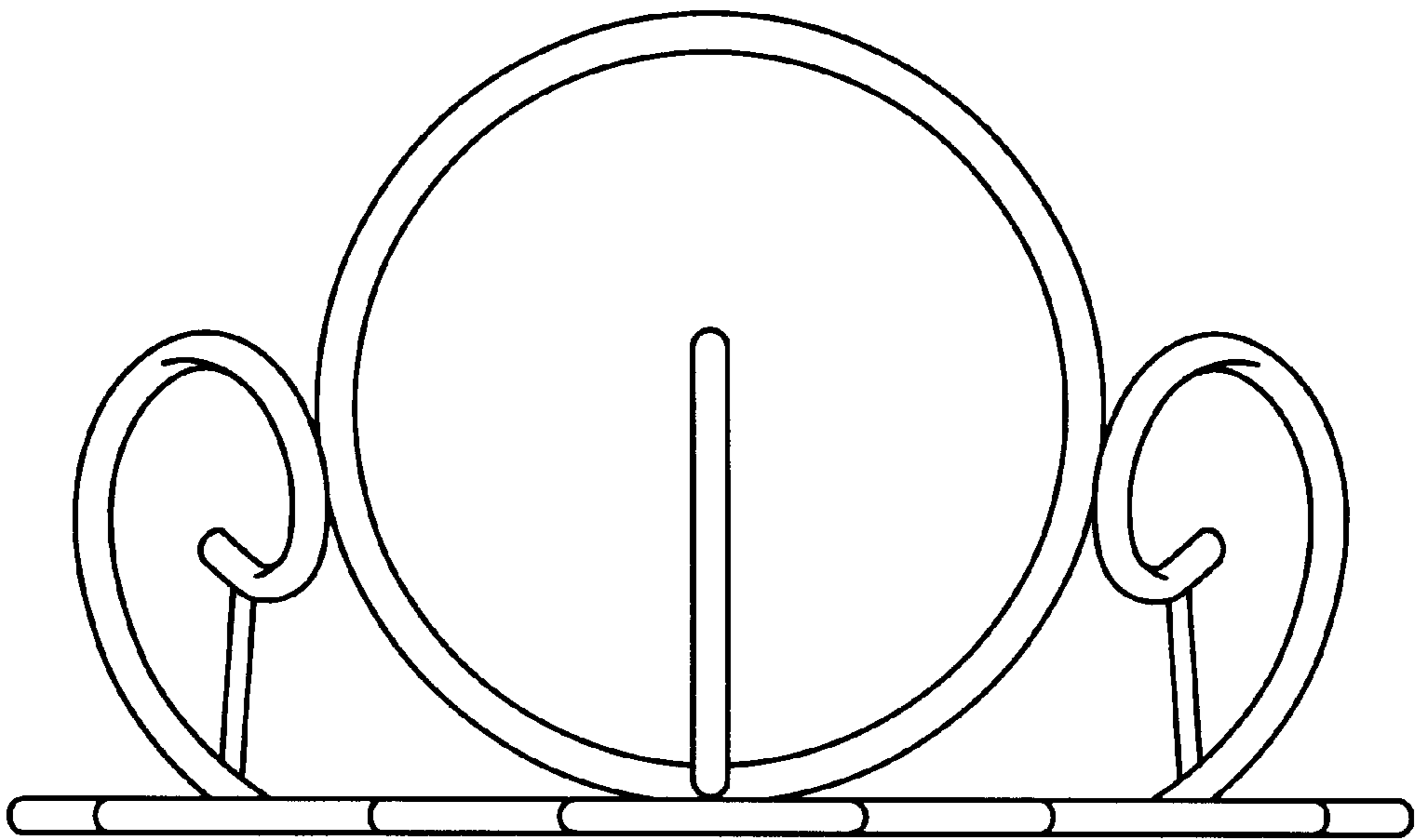


FIG. 5




FIG. 6