



US00D470681S

(12) **United States Design Patent**
O'Hare

(10) **Patent No.:** **US D470,681 S**

(45) **Date of Patent:** **** Feb. 25, 2003**

(54) **BED**

D448,947 S * 10/2001 McDaniel et al. D6/389
D454,719 S * 3/2002 Vaaler D6/389

(75) **Inventor:** **Timothy Michael O'Hare**, Oak Ridge,
NC (US)

OTHER PUBLICATIONS

Furniture Today, Oct. 16, 2000, p. 114, bed at right.*

* cited by examiner

(73) **Assignee:** **Schnadig Corporation**, Des Plaines, IL
(US)

Primary Examiner—Janice E. Seeger

(**) **Term:** **14 Years**

(57) **CLAIM**

(21) **Appl. No.:** **29/152,269**

The ornamental design for a bed, as shown and described.

(22) **Filed:** **Dec. 19, 2001**

DESCRIPTION

(51) **LOC (7) Cl.** **06-10**

(52) **U.S. Cl.** **D6/389**

(58) **Field of Search** D6/382, 388, 389,
D6/392-395, 505-508; 5/53.1, 279.1, 280,
281, 907, 414

FIG. 1 is a front perspective view of the bed;
FIG. 2 is a rear perspective view of the bed;
FIG. 3 is a right side perspective view of the bed, the left side
perspective view being a mirror image thereof;
FIG. 4 is a left side view of the bed, the right side view being
a mirror image thereof; and,
FIG. 5 is a fragmentary perspective view of the rear side of
the footboard of the bed.

(56) **References Cited**

U.S. PATENT DOCUMENTS

D443,445 S * 6/2001 OaHare et al. D6/505

1 Claim, 5 Drawing Sheets




FIG. 1




FIG. 2




FIG. 3

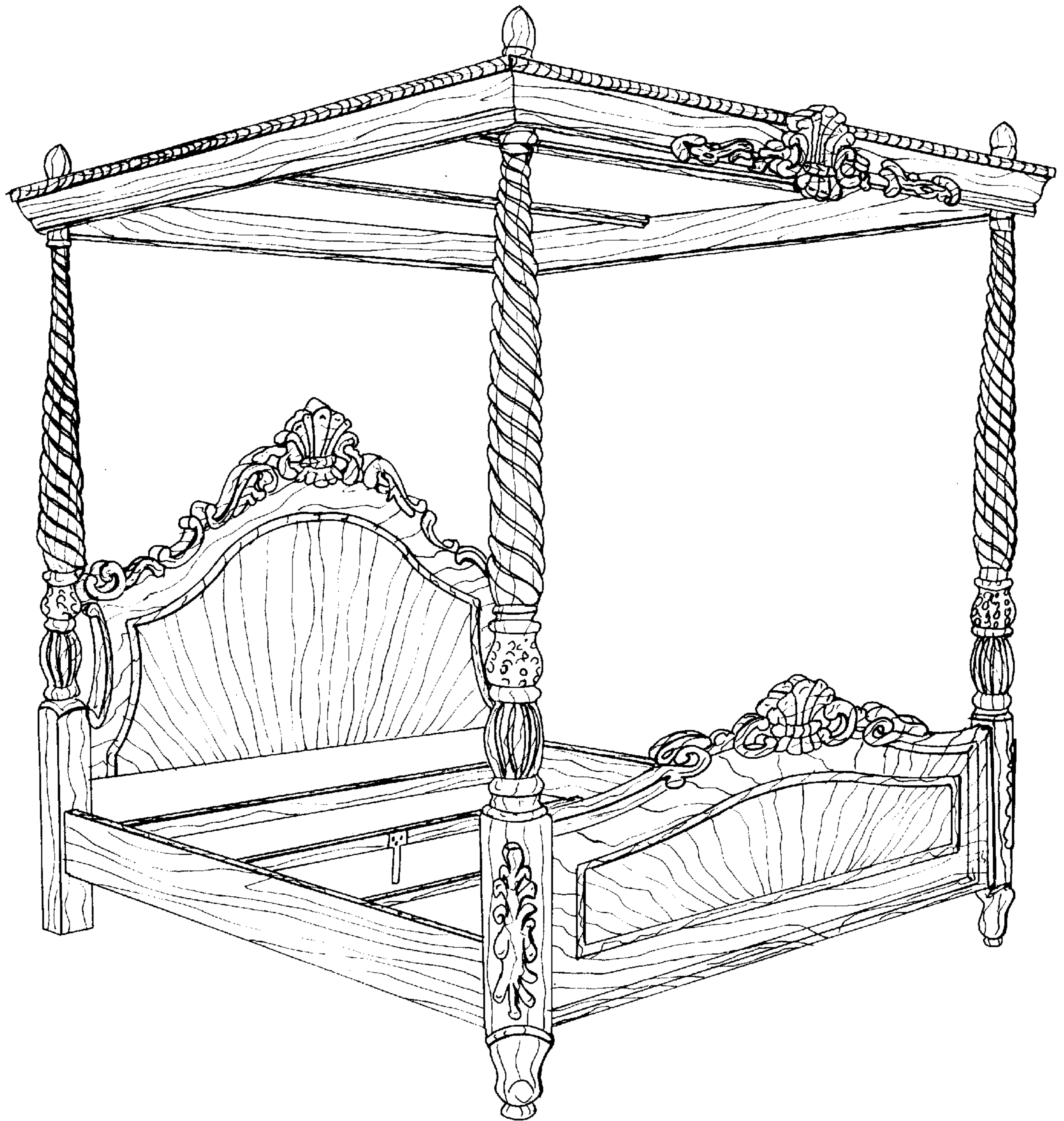


FIG. 4




FIG. 5

