



US00D470680S

(12) **United States Design Patent**
Risdon

(10) **Patent No.:** **US D470,680 S**

(45) **Date of Patent:** **** Feb. 25, 2003**

(54) **BED**

(75) **Inventor:** **Scott M. Risdon**, Greensboro, NC (US)

(73) **Assignee:** **Vaughan Furniture Industries, Incorporated**, Galax, VA (US)

(**) **Term:** **14 Years**

(21) **Appl. No.:** **29/149,842**

(22) **Filed:** **Oct. 18, 2001**

(51) **LOC (7) Cl.** **06-01**

(52) **U.S. Cl.** **D6/389; D6/395**

(58) **Field of Search** D6/382, 388, 389,
D6/392-395, 505-508; 5/53.1, 279.1, 280,
281, 907, 414

(56) **References Cited**

U.S. PATENT DOCUMENTS

D24,711 S	*	9/1895	Wiessner	D6/394
D328,541 S		8/1992	Ma	D6/508
D353,951 S	*	1/1995	Ferguson	D6/395
D372,600 S		8/1996	Paus	D6/393
D418,691 S	*	1/2000	O'Hare	D6/389

OTHER PUBLICATIONS

Copy of Spiegel Catalog, Fall & Winter 1985, p. 515.
Copy of Spiegel Catalog; Fall & Winter 1992, p. 308.

* cited by examiner

Primary Examiner—Janice E. Seeger

(74) *Attorney, Agent, or Firm*—Womble Carlyle Sandridge & Rice, PLLC; C. Robert Rhodes

(57) **CLAIM**

The ornamental design for a bed, as shown and described.

DESCRIPTION

FIG. 1 is a front left perspective view of a bed showing my new design;

FIG. 2 is a front perspective thereof;

FIG. 3 is a side view thereof;

FIG. 4 is a front perspective view of the headboard of FIG. 1;

FIG. 5 is a front perspective view of the footboard of FIG. 1;


FIG. 6 is an enlarged partial front view of the left upper portion of the headboard of FIG. 1, illustrating the decorative repeat pattern thereon;

FIG. 7 is an enlarged partial front view of one post of the embodiment of FIG. 1, illustrating a finial and surface configuration;

FIG. 8 is an enlarged partial front view of the center portion of one of the corner posts of the embodiment of FIG. 1; and,

FIG. 9 is an enlarged perspective view of the top central portion of the canopy of the embodiment of FIG. 1.

1 Claim, 6 Drawing Sheets






FIG. 1

FIG. 2


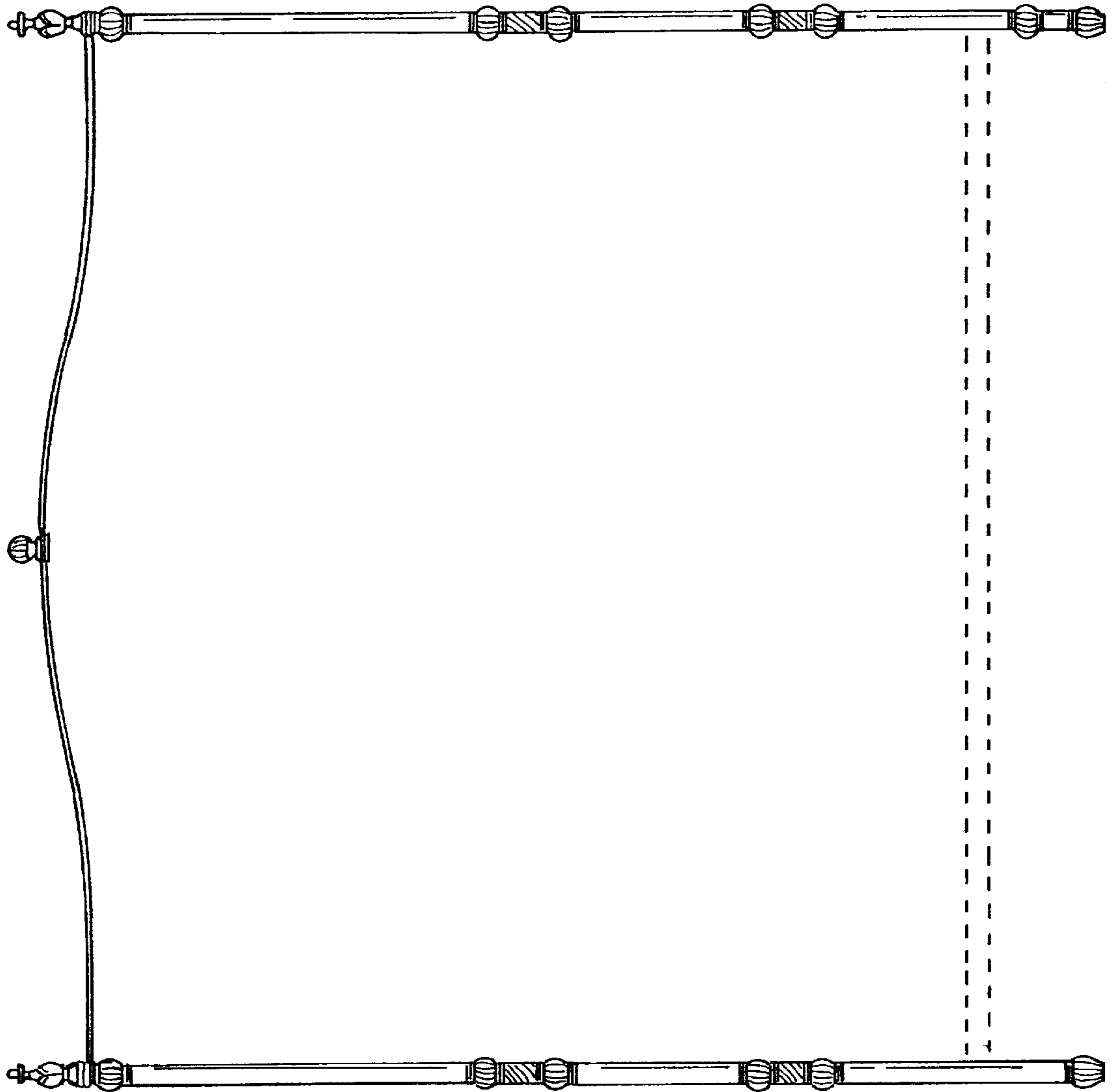


FIG. 3







FIG. 4

FIG. 5



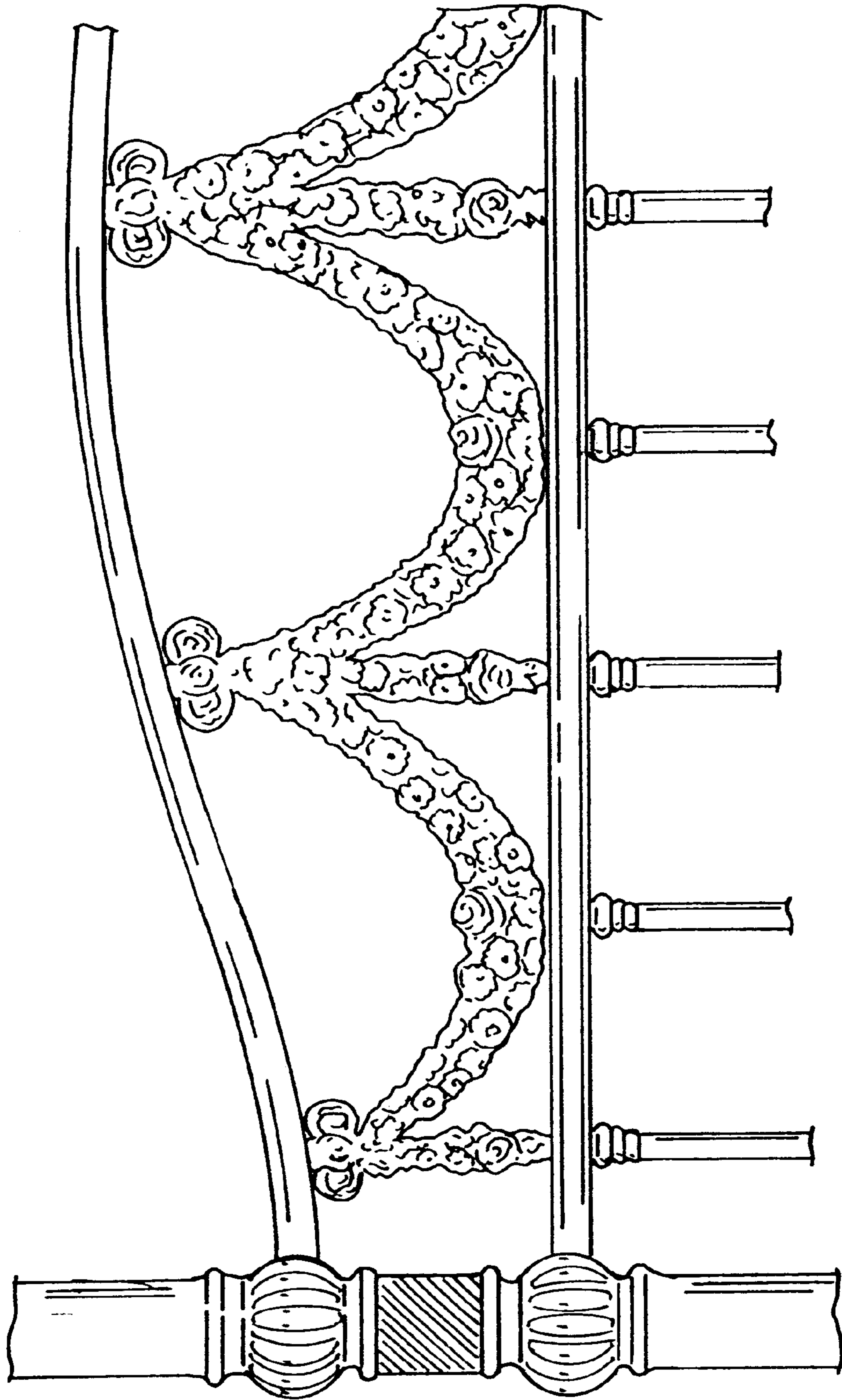


FIG. 6

FIG. 7

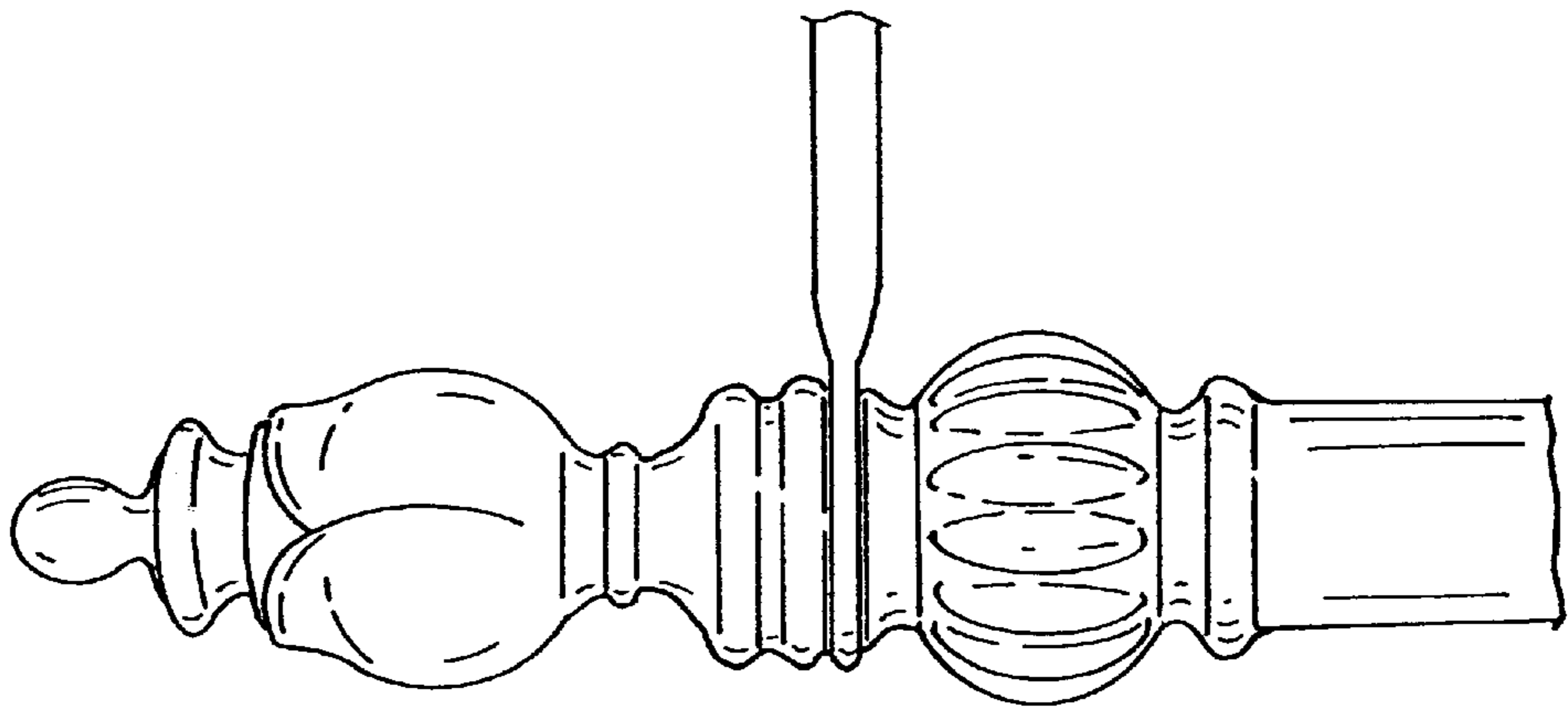


FIG. 8

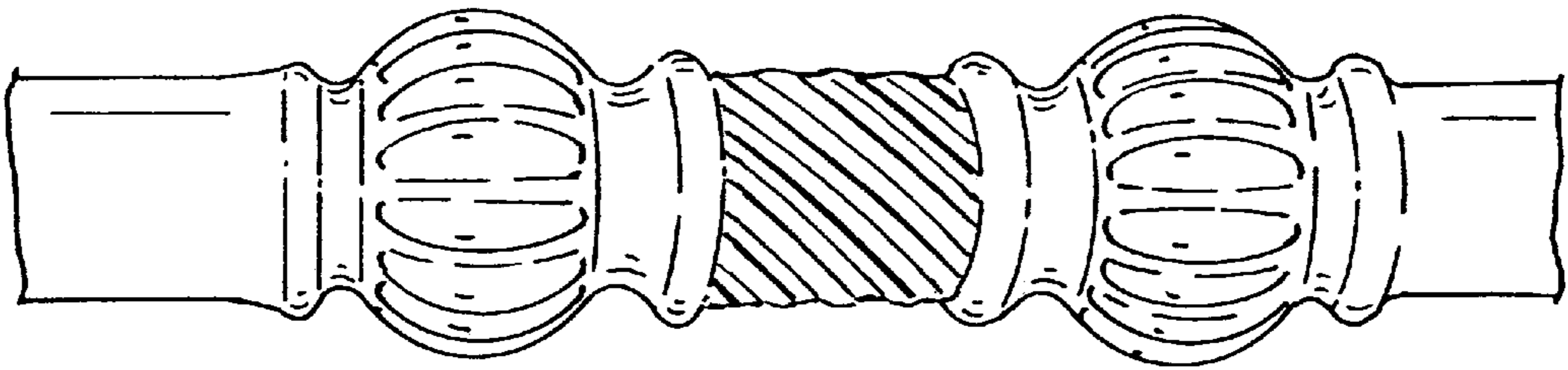


FIG. 9

