



US00D470674S

(12) **United States Design Patent**  
**Friedman**

(10) **Patent No.:** **US D470,674 S**

(45) **Date of Patent:** **\*\* Feb. 25, 2003**

- (54) **SEAT**
- (76) **Inventor:** **Alan Friedman**, 2314 N. Lincoln Park West, Apt. 9-N, Chicago, IL (US) 60614
- (\*\*) **Term:** **14 Years**
- (21) **Appl. No.:** **29/158,563**
- (22) **Filed:** **Apr. 8, 2002**
- (51) **LOC (7) Cl.** ..... **06-01**
- (52) **U.S. Cl.** ..... **D6/381; D6/335; D6/377**
- (58) **Field of Search** ..... **D6/334, 335, 336, D6/364, 371, 377, 378, 381, 500, 501, 502; 5/12.1; 297/232**

- D359,394 S 6/1995 Durling
- D366,769 S 2/1996 Mabon
- D366,770 S 2/1996 Mabon
- D367,183 S 2/1996 Natuzzi et al.
- D368,592 S 4/1996 Natuzzi et al.
- D369,475 S \* 5/1996 Natuzzi et al. .... D6/335
- D374,124 S 10/1996 Natuzzi et al.
- D392,471 S 3/1998 Smith
- D431,914 S 10/2000 Lewis
- D435,355 S 12/2000 Peterson
- D444,957 S 7/2001 Kagan
- D446,950 S 8/2001 Leon et al.

(56) **References Cited**

**U.S. PATENT DOCUMENTS**

- D151,270 S 10/1948 Kaufman
- D153,574 S 4/1949 Ziegenfuss
- D180,183 S 4/1957 Gera
- D183,413 S 8/1958 Wilson
- 2,849,729 A 9/1958 Goodey, Jr. et al.
- D188,318 S 7/1960 Niederman
- 3,002,787 A 10/1961 Ziegenfuss
- D192,115 S 1/1962 Ziegenfuss
- 3,706,471 A 12/1972 Shimosawa
- D252,601 S 8/1979 Bick
- 4,195,882 A 4/1980 Daswick et al.
- D255,846 S 7/1980 Bick
- D264,903 S 6/1982 Dybal et al.
- D275,342 S 9/1984 Fister, Jr.
- D289,950 S 5/1987 Offredi
- D314,473 S 2/1991 Culler
- 5,064,244 A 11/1991 Sproule
- 5,123,705 A 6/1992 Johnson
- D334,300 S 3/1993 Gibson
- D335,395 S 5/1993 Gibson
- D342,168 S 12/1993 Gibson

**OTHER PUBLICATIONS**

Klaussner Stylecraft, sectional sofa #LV1200 shown.\*  
Waynline, 668 Sectional Shown, Jul. 1988.  
Four Centuries of American Furniture by Oscar Fitzgerald,  
p. 325. Sofa at Top by Kagan, © 1995.

\* cited by examiner

*Primary Examiner*—Gary D. Watson  
(74) *Attorney, Agent, or Firm*—Shaw Pittman LLP

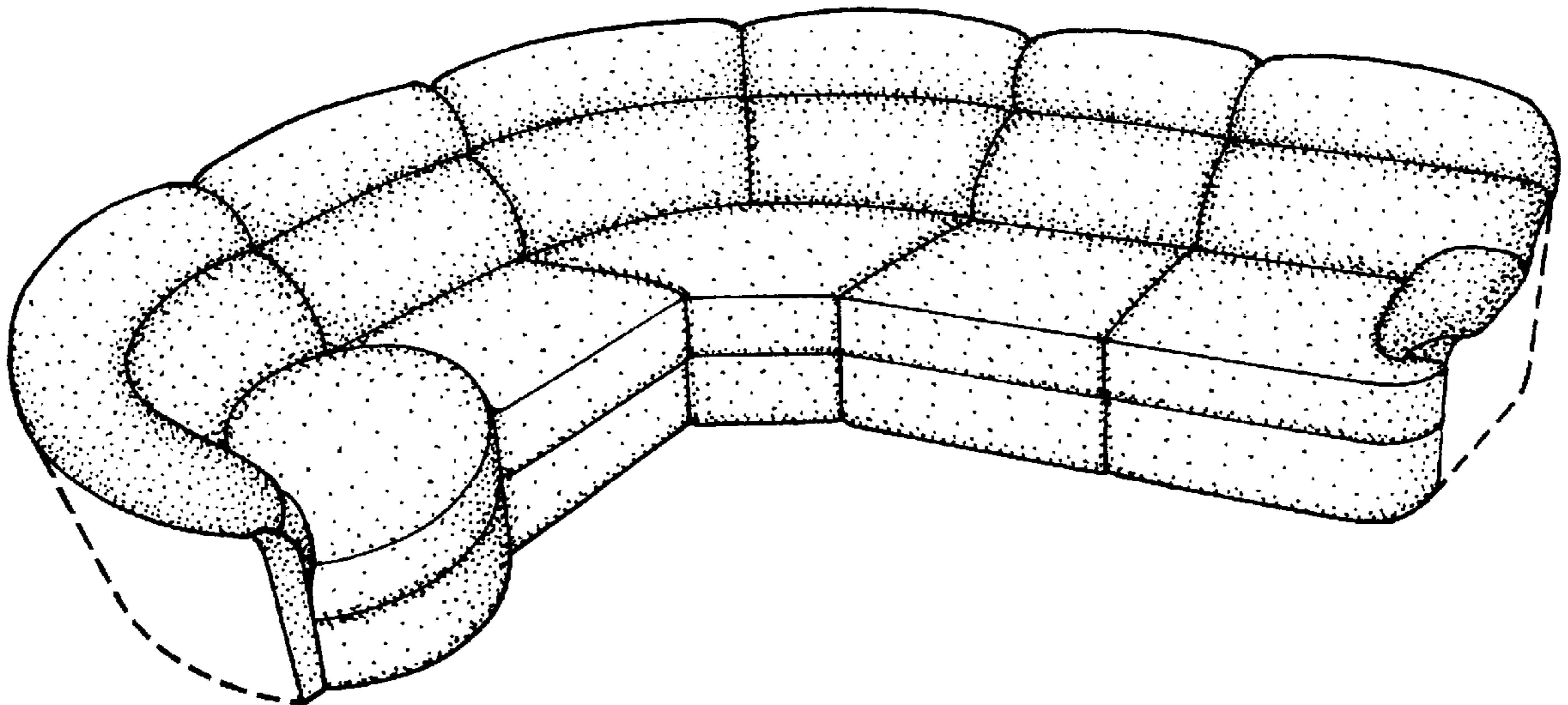
(57) **CLAIM**

The ornamental design for a seat, as shown and described.

**DESCRIPTION**

FIG. 1 is a perspective view of a seat showing my new design;  
FIG. 2 is a top plan view thereof;  
FIG. 3 is a right side elevational view thereof;  
FIG. 4 is a left rear elevational view thereof;  
FIG. 5 is a left-side elevational view thereof; and,  
FIG. 6 is a right rear elevational view thereof.  
The broken lines shown are for illustrative purposes only and form no part of the claimed design.

**1 Claim, 6 Drawing Sheets**



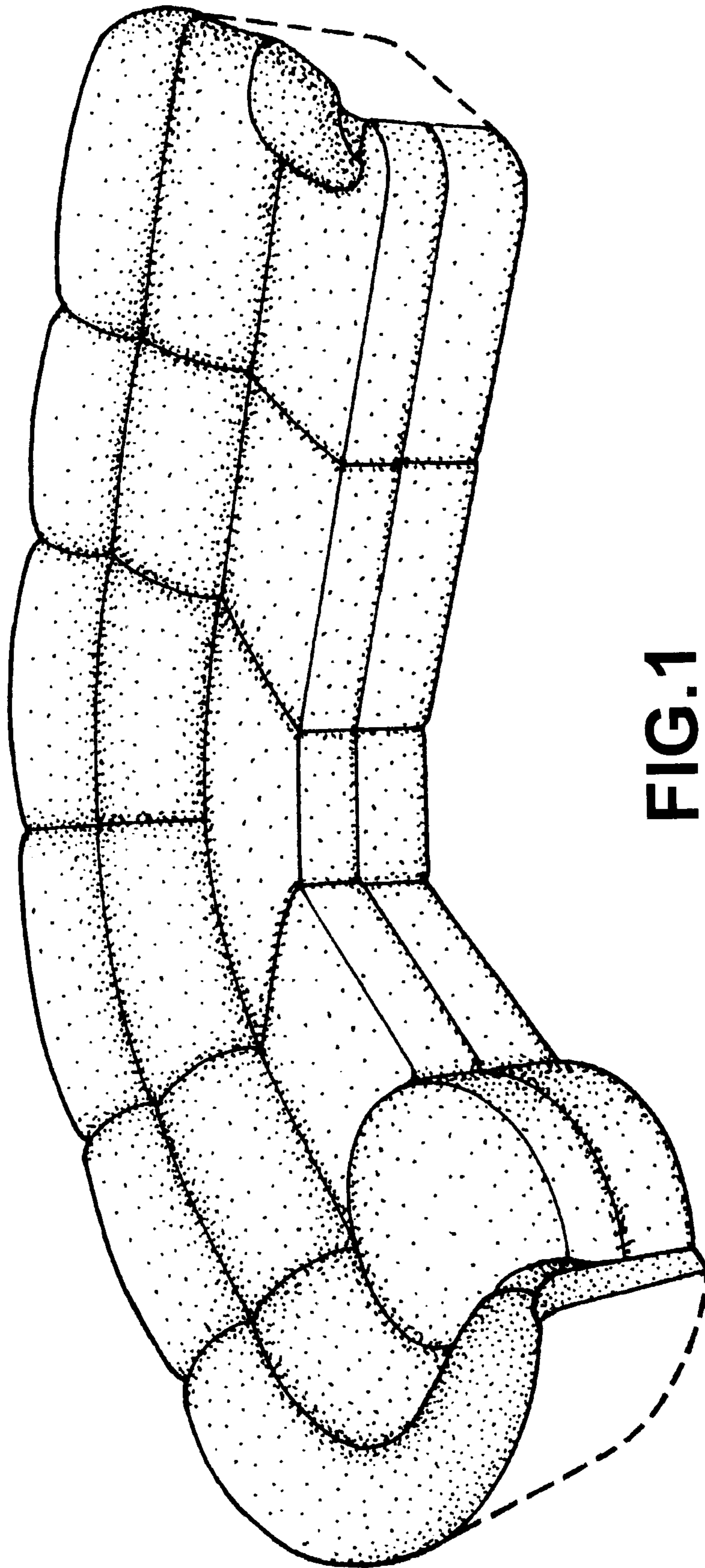
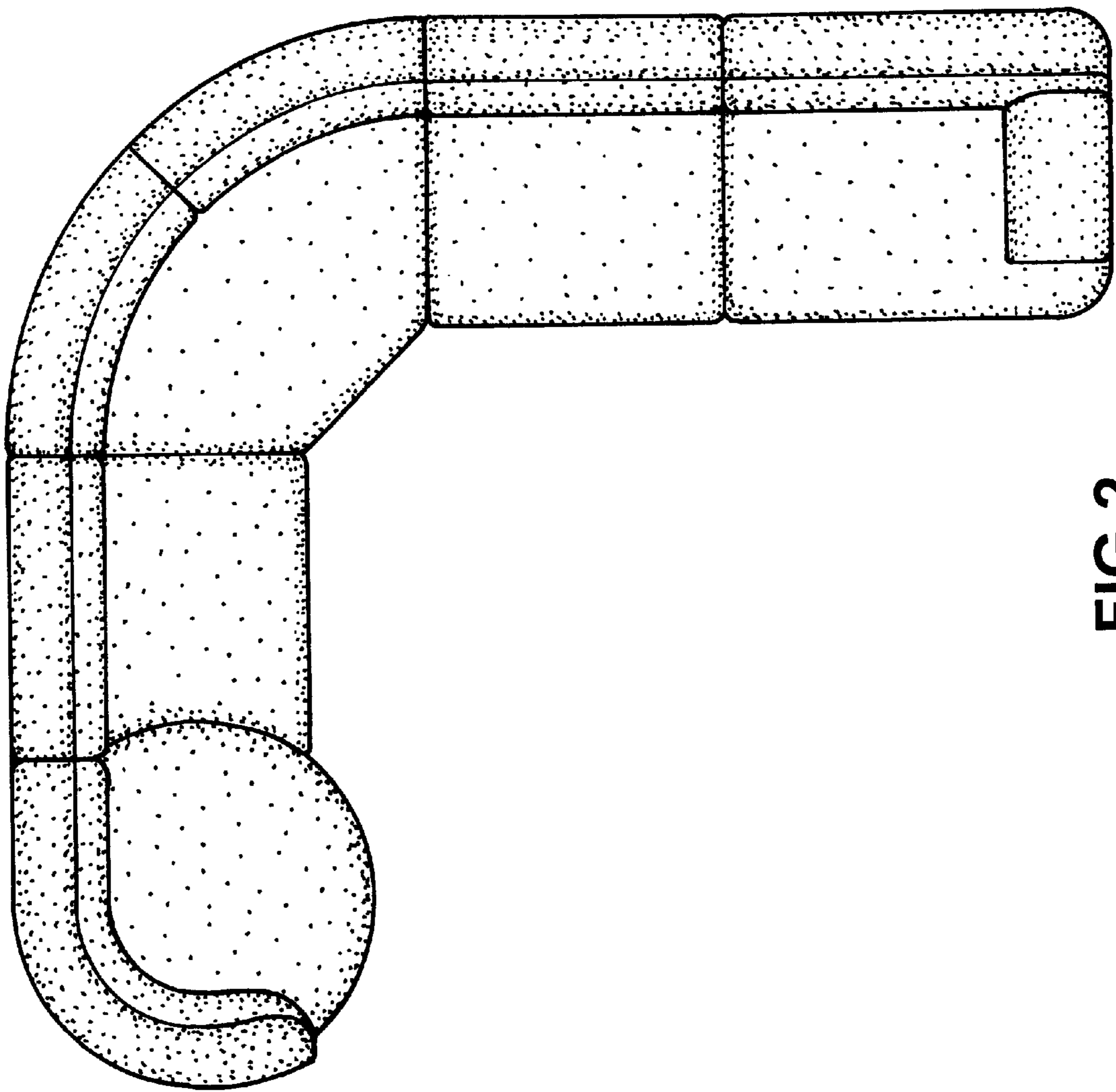



FIG.1

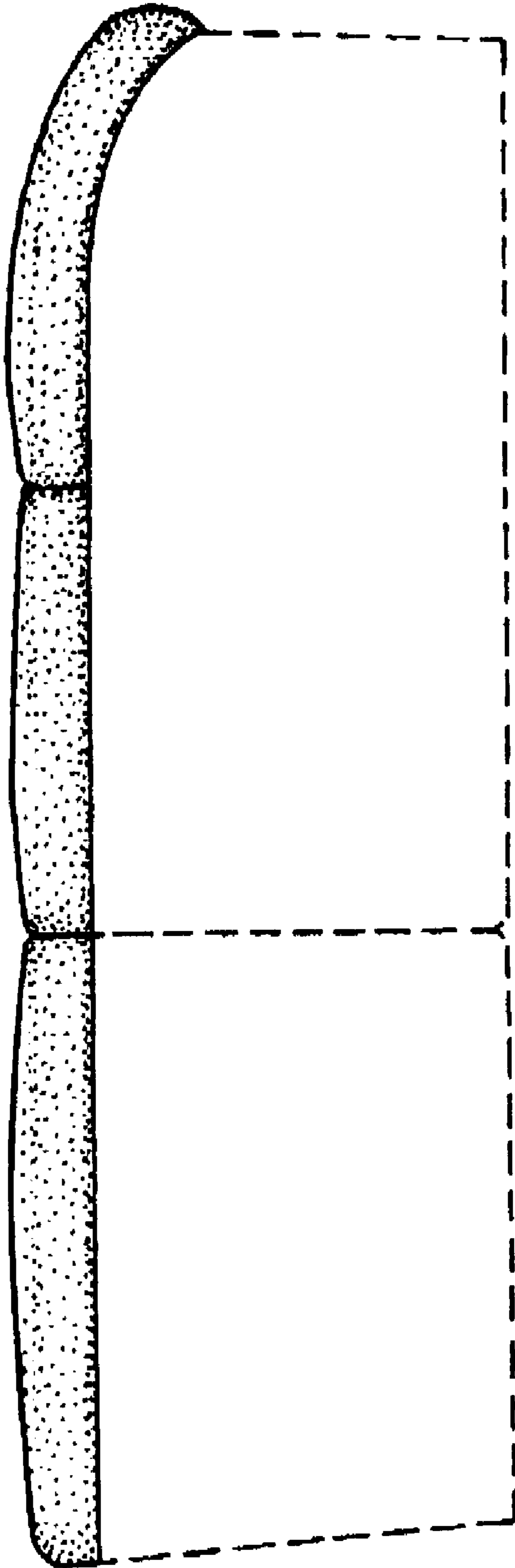


**FIG.2**






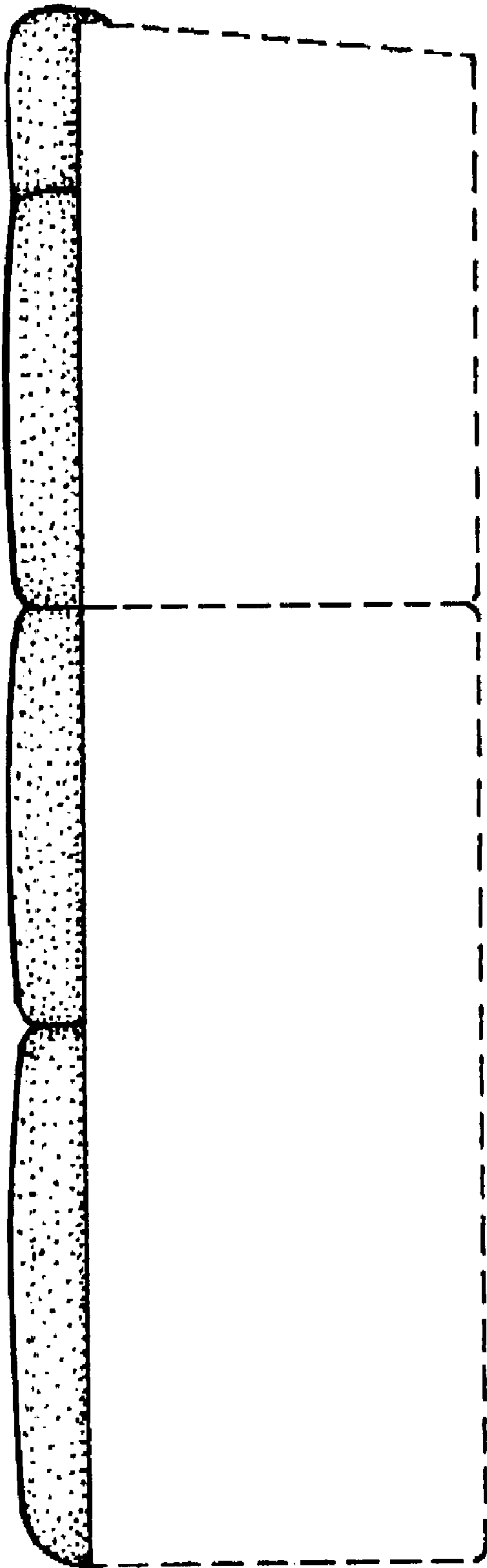
**FIG. 3**



**FIG.4**



**FIG. 5**



**FIG. 6**