



US00D470673S

(12) **United States Design Patent**
Natuzzi et al.

(10) **Patent No.:** **US D470,673 S**

(45) **Date of Patent:** **** Feb. 25, 2003**

(54) **SOFA**

(75) **Inventors:** **Pasquale Natuzzi**, Santeramo in Colle (IT); **Annamaria Mastrolonardo**, Adelfia (IT)

(73) **Assignee:** **Industrie NATUZZI S.p.A.**, Santeramo in Colle (IT)

(**) **Term:** **14 Years**

(21) **Appl. No.:** **29/148,223**

(22) **Filed:** **Sep. 17, 2001**

(51) **LOC (7) Cl.** **06-01**

(52) **U.S. Cl.** **D6/381**

(58) **Field of Search** D6/334, 335, 336, D6/364, 371, 381, 500, 501, 502; 5/12.1; 297/232

D420,829 S * 2/2000 Natuzzi et al. D6/381
D428,556 S * 7/2000 Natuzzi et al. D6/381
D431,386 S * 10/2000 Natuzzi et al. D6/381
D431,929 S * 10/2000 Natuzzi et al. D6/381
D451,297 S * 12/2001 Natuzzi et al. D6/381

OTHER PUBLICATIONS

Natuzzi Model 825, International Home Furnishings Market, High Point, NC, Oct. 1990.*

Natuzzi Model 1845, International Home Furnishings Market, High Point, NC, Sep. 1999.*

* cited by examiner

Primary Examiner—Gary D. Watson

(74) *Attorney, Agent, or Firm*—Harrison & Egbert

(57) **CLAIM**

The ornamental design for a sofa, as shown and described.

DESCRIPTION

FIG. 1 is a front perspective view showing our new design in the form of a sofa;

FIG. 2 is a front elevational view thereof;

FIG. 3 is a top view thereof;

FIG. 4 is a left side view thereof, the right side view being a mirror image; and,


FIG. 5 is a rear perspective view thereof.

1 Claim, 3 Drawing Sheets

(56) **References Cited**

U.S. PATENT DOCUMENTS

D365,942 S * 1/1996 Natuzzi et al. D6/381
D382,131 S * 8/1997 Natuzzi et al. D6/381
D386,623 S * 11/1997 Natuzzi et al. D6/381
D389,331 S * 1/1998 Natuzzi et al. D6/381
D394,359 S * 5/1998 Natuzzi et al. D6/381
D399,357 S * 10/1998 Natuzzi et al. D6/381
D399,359 S * 10/1998 Natuzzi et al. D6/381






FIG. 1




FIG. 2




FIG. 3




FIG. 4

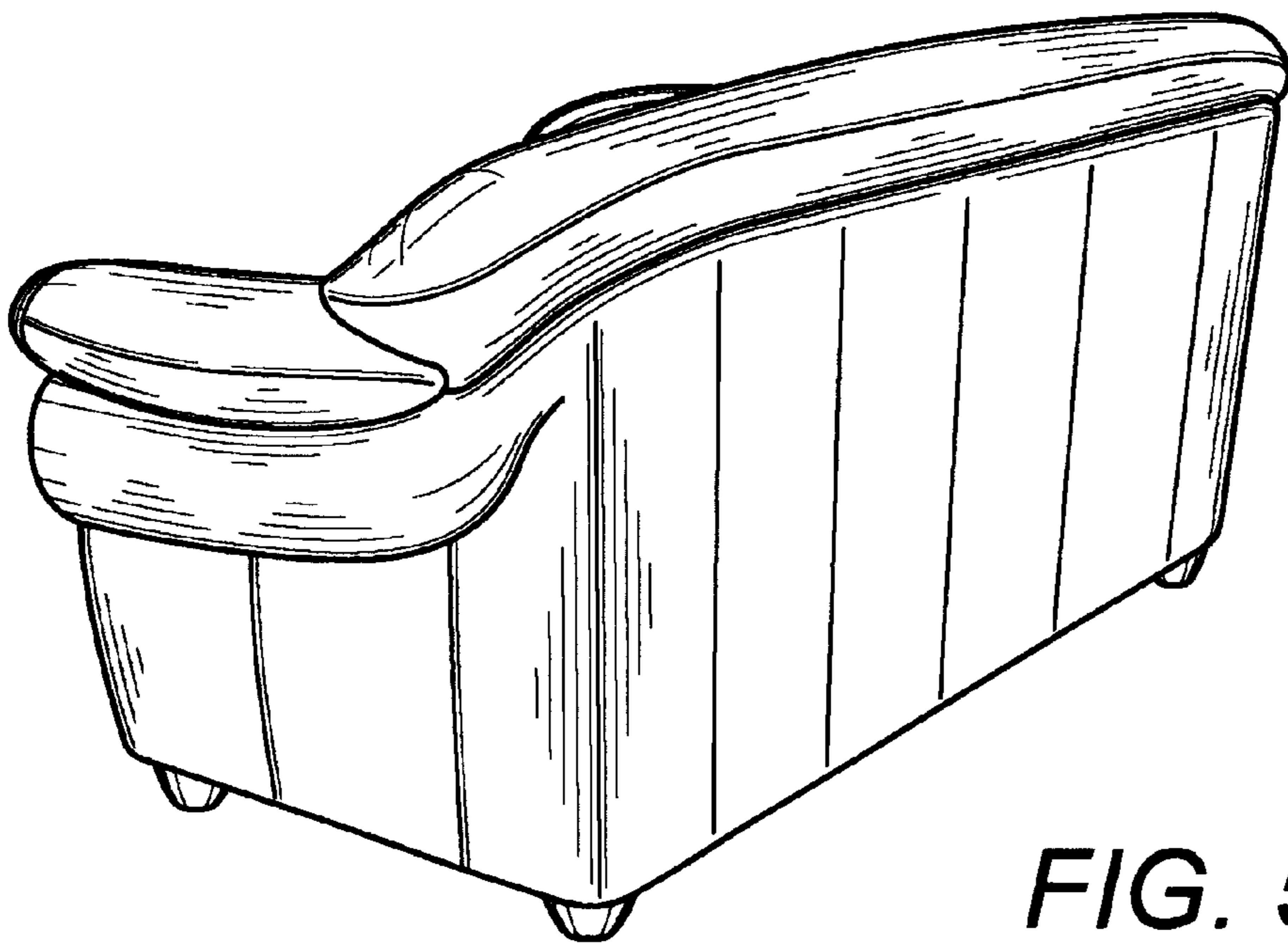


FIG. 5