



US00D470660S

(12) **United States Design Patent**
Schaber

(10) **Patent No.:** **US D470,660 S**

(45) **Date of Patent:** **** Feb. 25, 2003**

(54) **TOOTHBRUSH**

(75) Inventor: **Claus Schaber**, Pfullingen (DE)

(73) Assignee: **SmithKline Beecham GmbH & Co., KG**, Buehl (DE)

(**) Term: **14 Years**

(21) Appl. No.: **29/160,730**

(22) Filed: **May 15, 2002**

Related U.S. Application Data

(60) Division of application No. 29/145,428, filed on Jul. 23, 2001, which is a continuation-in-part of application No. 29/123,103, filed on May 10, 2000, now abandoned, which is a continuation-in-part of application No. 29/123,104, filed on May 10, 2000, now abandoned, which is a continuation-in-part of application No. 29/123,105, filed on May 10, 2000, now abandoned, which is a continuation-in-part of application No. 29/123,106, filed on May 10, 2000, now abandoned, which is a continuation-in-part of application No. 29/123,107, filed on May 10, 2000, now abandoned, which is a continuation-in-part of application No. 29/123,108, filed on May 10, 2000, now abandoned.

(30) **Foreign Application Priority Data**

Nov. 11, 1999 (GB) 2088050
Feb. 17, 2000 (GB) 2090513

(51) **LOC (7) Cl.** **04-02**

(52) **U.S. Cl.** **D4/104; D4/101**

(58) **Field of Search** D4/101, 104-112, D4/138; 15/22.1, 23, 24, 28, 29, 143.1, 167.1; 16/110.1, 430, 431; 132/308, 311

(56) **References Cited**

U.S. PATENT DOCUMENTS

D328,977 S * 9/1992 Halm D4/104
D358,711 S * 5/1995 Sherman et al. D4/104

D361,433 S * 8/1995 Yang D4/101
D388,958 S * 1/1998 Hartwein D4/101
D388,959 S * 1/1998 Halm D4/104
5,732,432 A * 3/1998 Hui 15/22.1
D436,254 S * 1/2001 Kling et al. D4/101
D440,766 S * 4/2001 Hartwein et al. D4/101

FOREIGN PATENT DOCUMENTS

DE 29908517 * 12/1999 A61C/17/22

* cited by examiner

Primary Examiner—Alan P. Douglas

Assistant Examiner—Lavone D. Tabor

(74) *Attorney, Agent, or Firm*—Nora Stein-Fernandez

(57) **CLAIM**

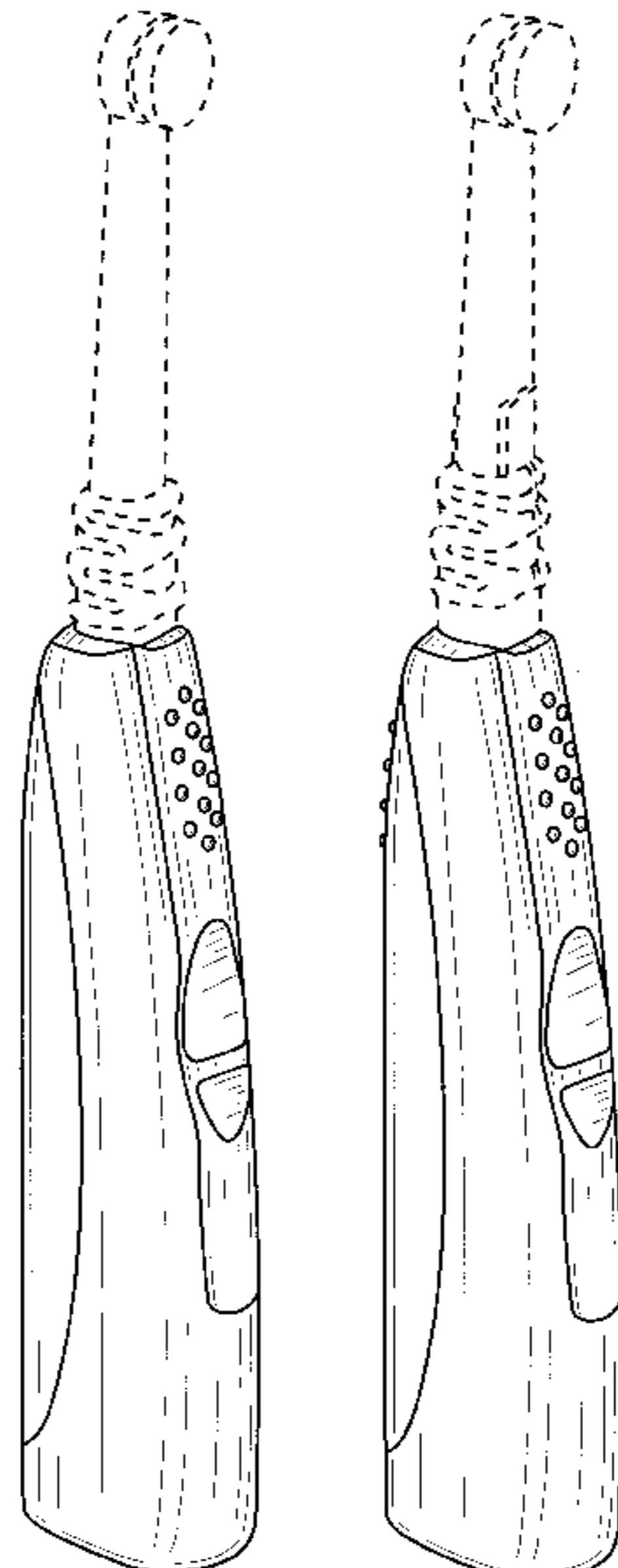
The ornamental design for a toothbrush, as shown and described.

DESCRIPTION

FIG. 1 is a perspective view of a toothbrush showing my new design,
FIG. 2 is a front elevational view of FIG. 1;
FIG. 3 is a rear elevational view of FIG. 1;
FIG. 4 is side elevational view of FIG. 1;
FIG. 5 is a top plan view of FIG. 1;
FIG. 6 is a bottom plan view of FIG. 1;
FIG. 7 is a perspective view of a second embodiment of the toothbrush;
FIG. 8 is a front elevational view of FIG. 7
FIG. 9 is a rear elevational view of FIG. 7;
FIG. 10 is a side elevational view of FIG. 7;
FIG. 11 is a top plan view of FIG. 7; and,
FIG. 12 is a bottom plan view of FIG. 7.

The portion of the toothbrush that is shown in broken lines in both embodiments is for illustrative purposes only and forms no part of the claimed design.

1 Claim, 6 Drawing Sheets



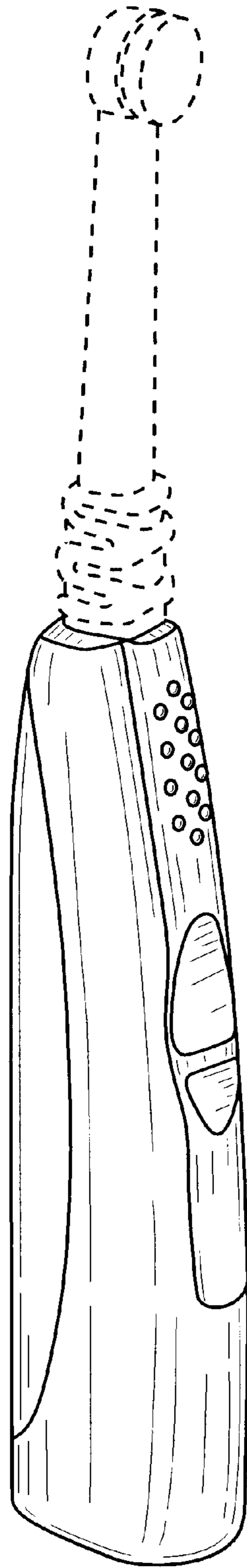


FIG. 1

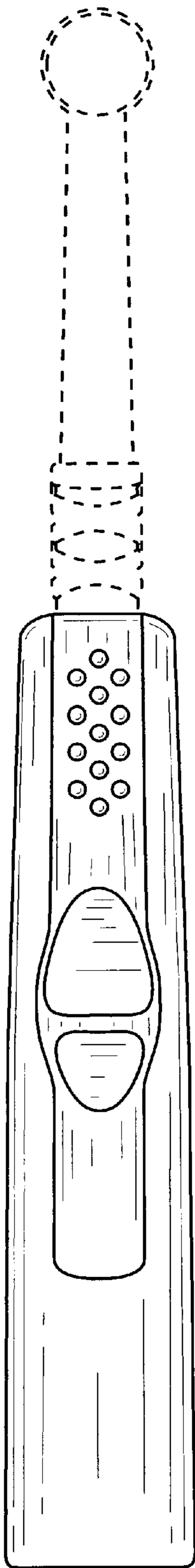


FIG. 2




FIG. 3



FIG. 4




FIG. 5

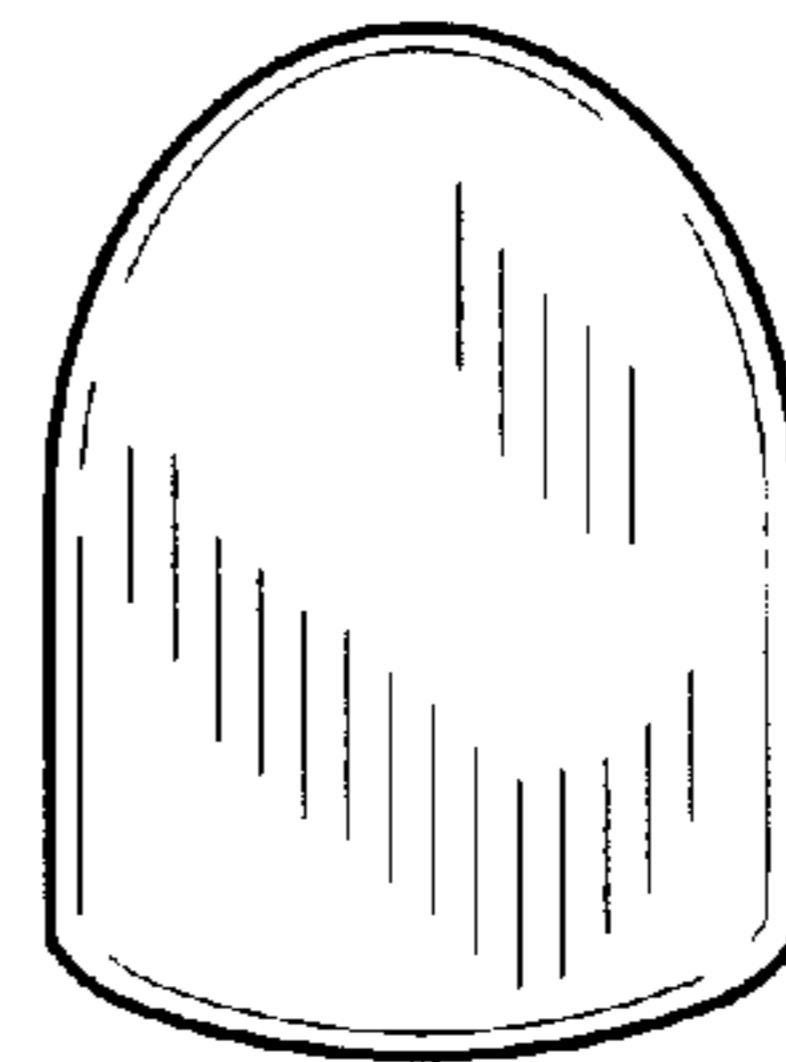


FIG. 6

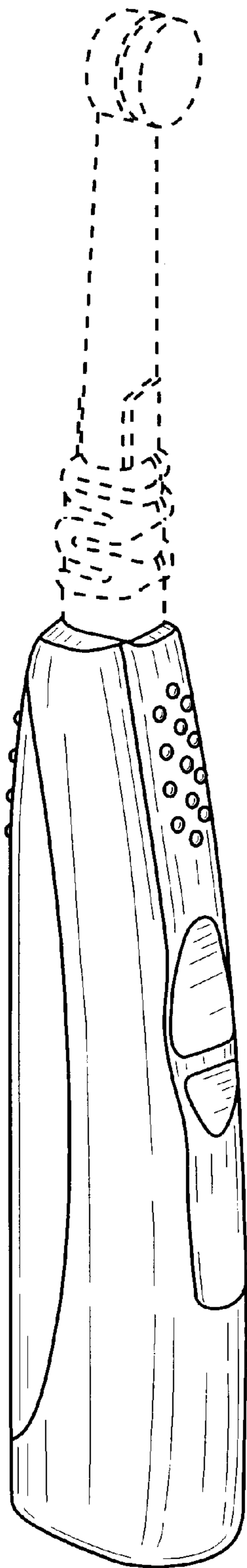


FIG. 7

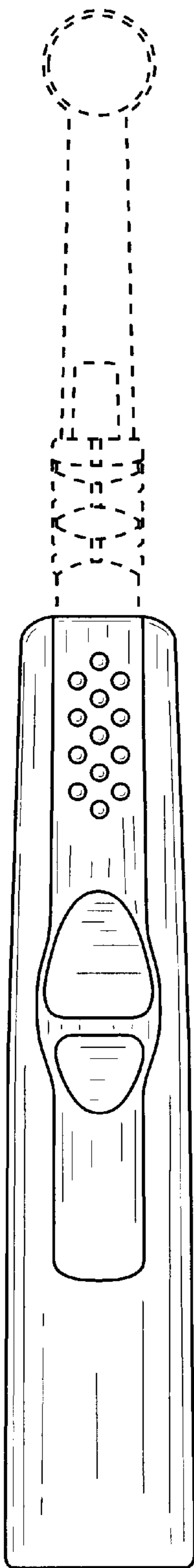


FIG. 8

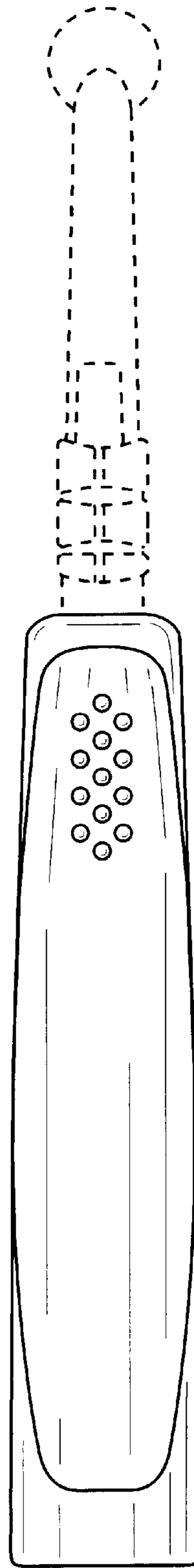


FIG. 9

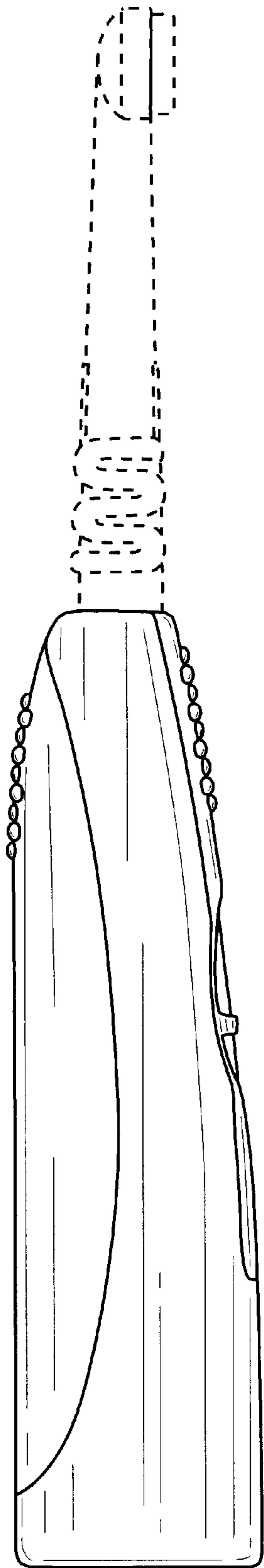


FIG. 10




FIG. 11

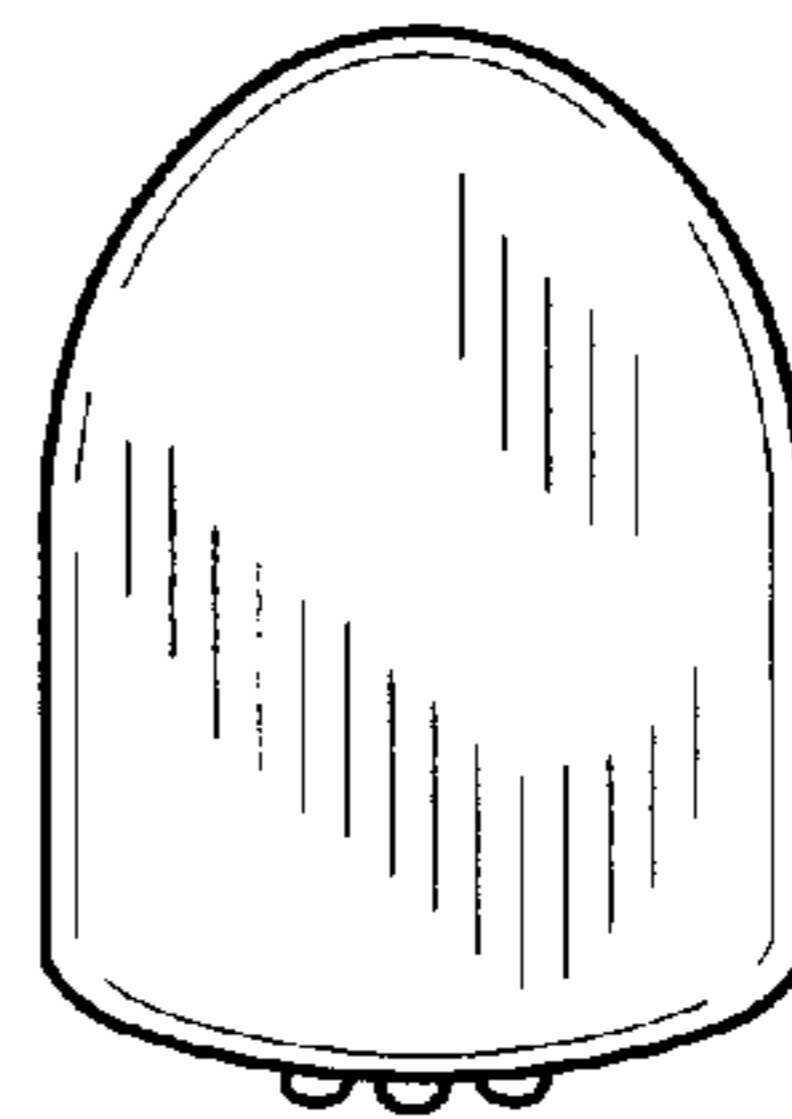


FIG. 12