



US00D470651S

(12) **United States Design Patent**
Masullo

(10) **Patent No.:** **US D470,651 S**

(45) **Date of Patent:** **** Feb. 25, 2003**

(54) **SHOE UPPER**

(75) **Inventor:** **Penny Masullo, Manhattan Beach, CA (US)**

(73) **Assignee:** **Skechers U.S.A., Inc. II, Manhattan Beach, CA (US)**

(**) **Term:** **14 Years**

(21) **Appl. No.:** **29/163,577**

(22) **Filed:** **Jul. 8, 2002**

(51) **LOC (7) Cl.** **02-04**

(52) **U.S. Cl.** **D2/969**

(58) **Field of Search** D2/896, 902, 907,
D2/943, 946, 969, 972, 973; 36/45, 50.1,
51, 77 M, 77 R, 83, 88, 113, 114, 126-130

(56) **References Cited**

U.S. PATENT DOCUMENTS

D148,451 S	1/1948	Arnoff	
D188,037 S	* 5/1960	Dassler	D2/907
D188,038 S	5/1960	Dassler	
D223,329 S	* 4/1972	Oshima	D2/907
D223,531 S	* 5/1972	McCarthy	D2/907
D233,805 S	* 12/1974	Kubo	D2/902
D237,426 S	* 11/1975	Thornberry	D2/907
D238,983 S	3/1976	Senter	
D239,983 S	5/1976	Senter	
D248,513 S	7/1978	Soler	
D257,074 S	9/1980	Gucci	
D272,294 S	* 1/1984	Watanabe	D2/902
4,573,279 A	3/1986	Fuerer-Zogel et al.	

D287,782 S	1/1987	Palacio	
D287,783 S	1/1987	Palacio	
D288,261 S	2/1987	Palacio	
4,949,476 A	8/1990	Anderie	
D402,454 S	12/1998	Kelchak	
D411,246 S	6/1999	Jimenez	
6,094,844 A	8/2000	Potts	
D423,773 S	10/2000	Debiase	
D436,720 S	1/2001	Debiase	
D449,426 S	10/2001	Pollastrelli	
D456,597 S	* 5/2002	Adams	D2/969
D457,297 S	5/2002	Adams et al.	

* cited by examiner

Primary Examiner—Dominic Simone

(74) *Attorney, Agent, or Firm*—Marshall A. Lerner, Esq.;
Finn T. Simmenssen, Esq.; Kleinberg & Lerner, LLP

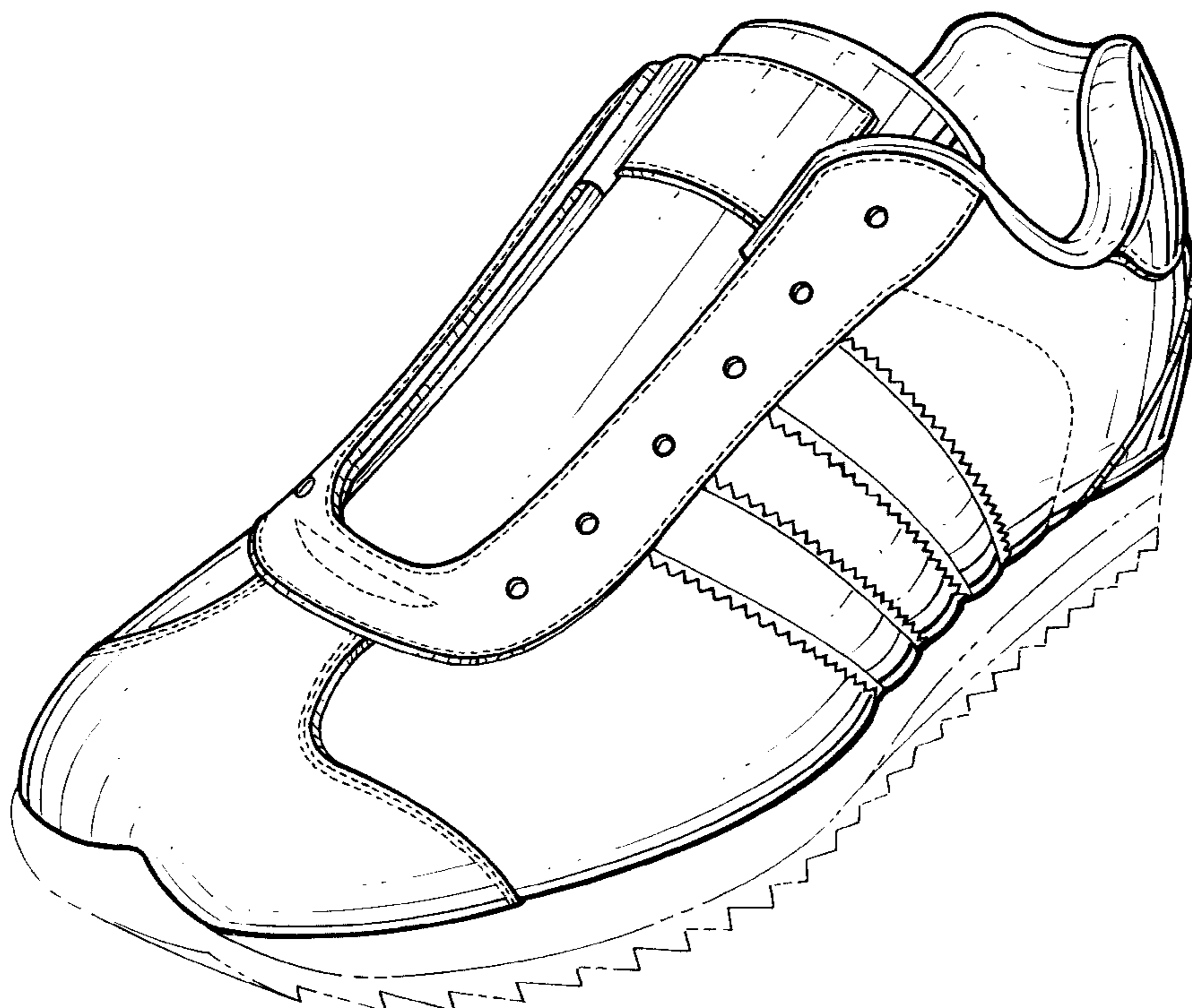
(57) **CLAIM**

The ornamental design for a shoe upper, as shown and described.

DESCRIPTION

FIG. 1 is a perspective view of a preferred embodiment of the shoe upper showing my new design;
FIG. 2 is a top plan view thereof;
FIG. 3 is a right side elevational view thereof;
FIG. 4 is a left side elevational view thereof;
FIG. 5 is a front elevational view thereof; and,
FIG. 6 is a rear elevational view thereof.
Broken lines in the figures are for illustrative purposes only and form no part of the claimed design.

1 Claim, 3 Drawing Sheets



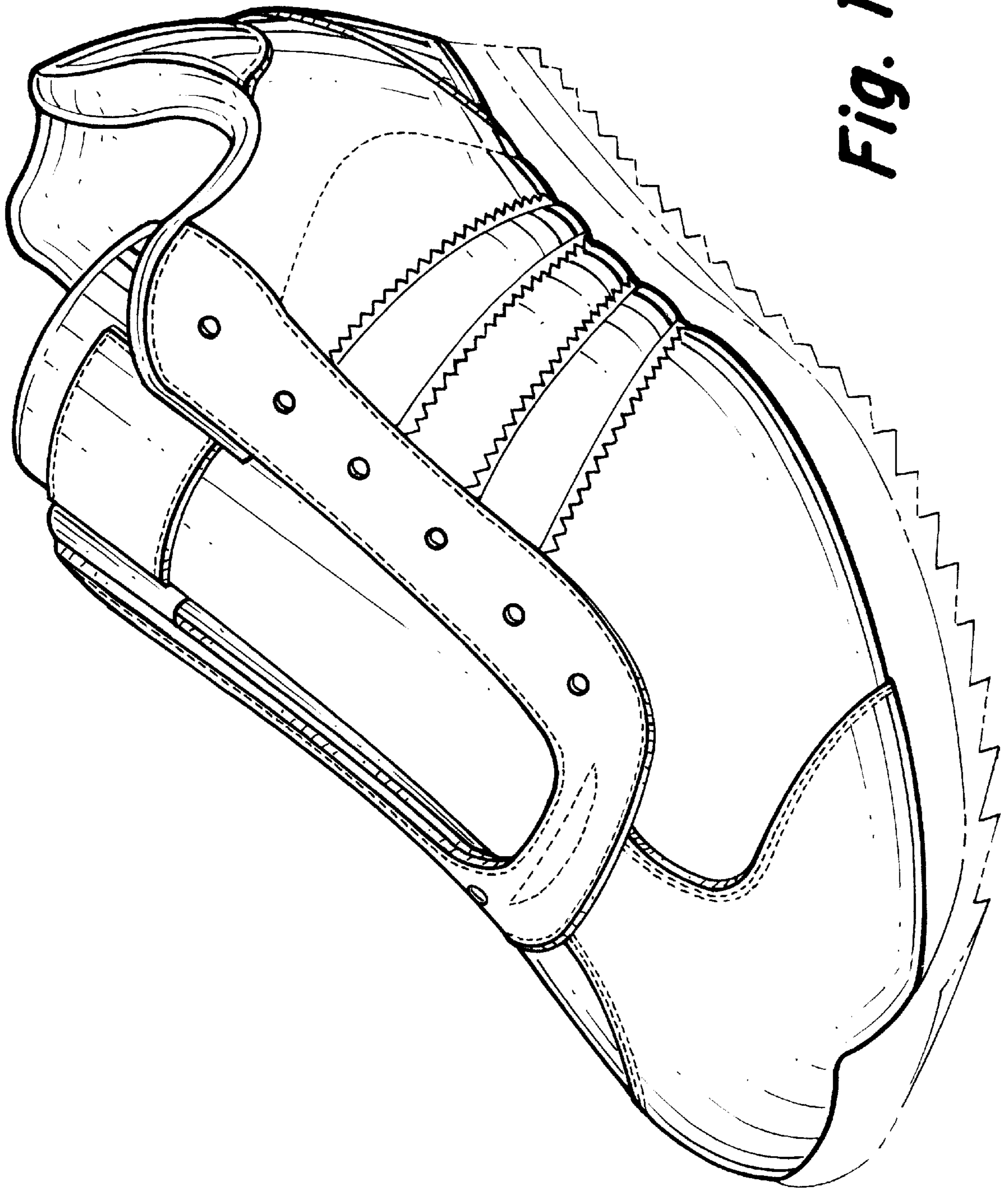


Fig. 1.

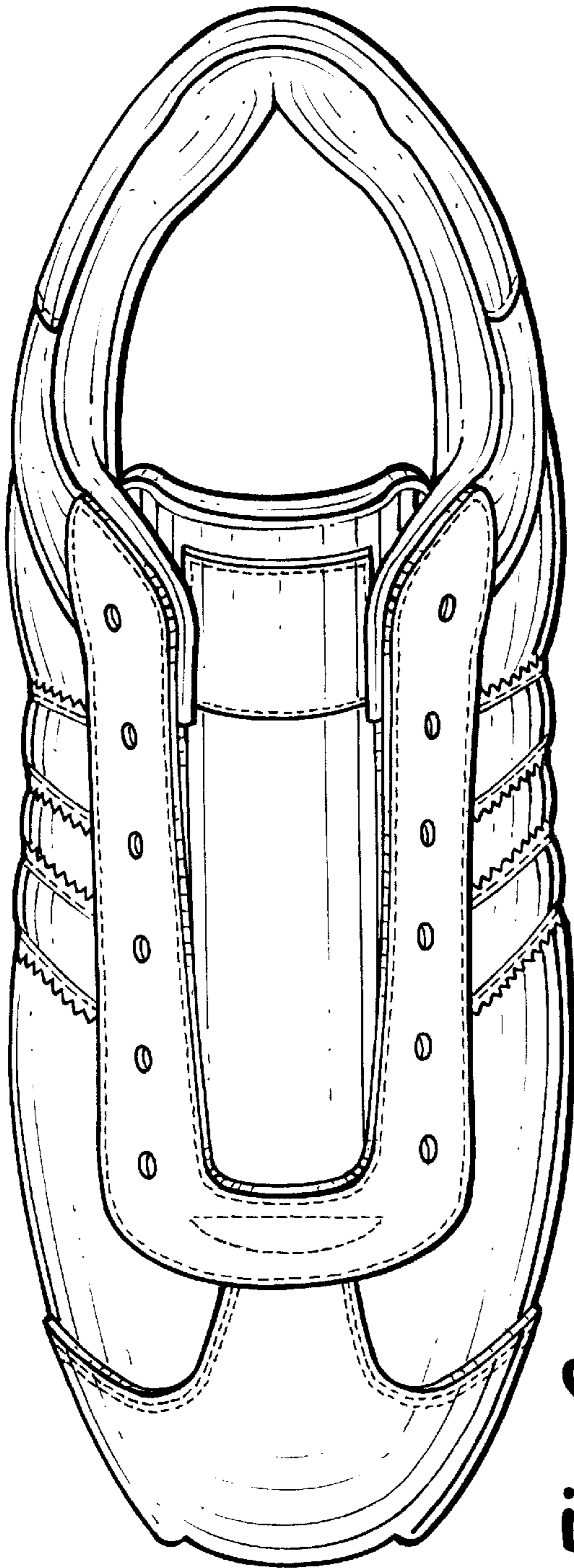


Fig. 2.

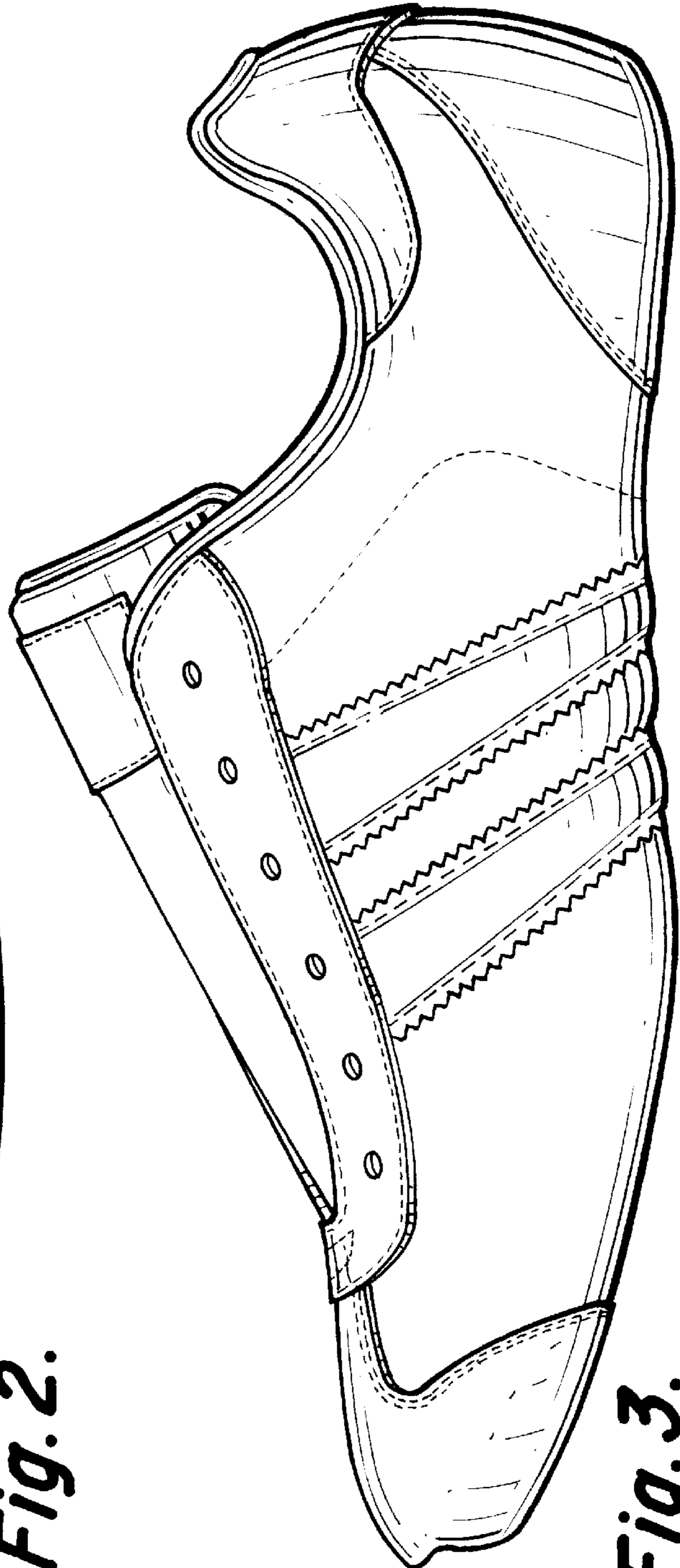


Fig. 3.

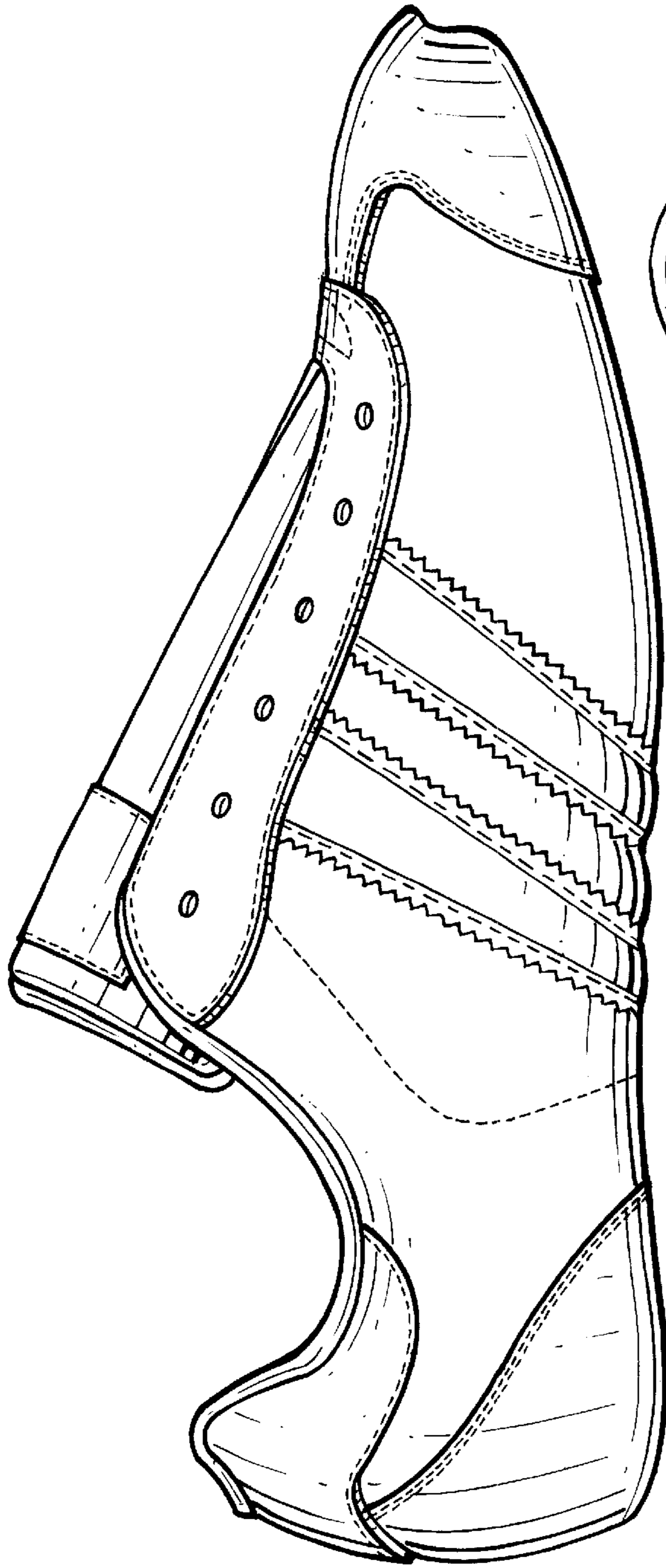


Fig. 4.

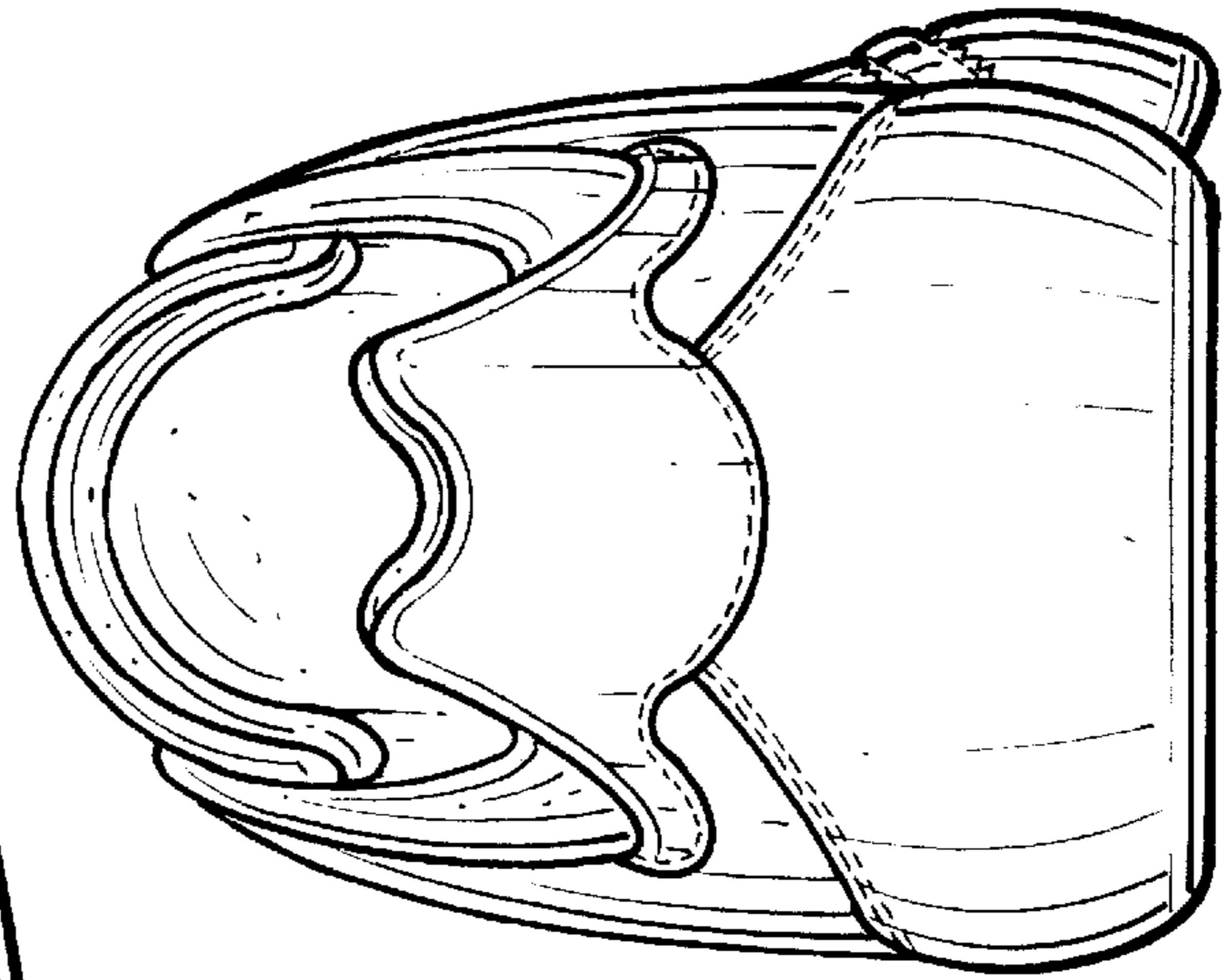


Fig. 6.

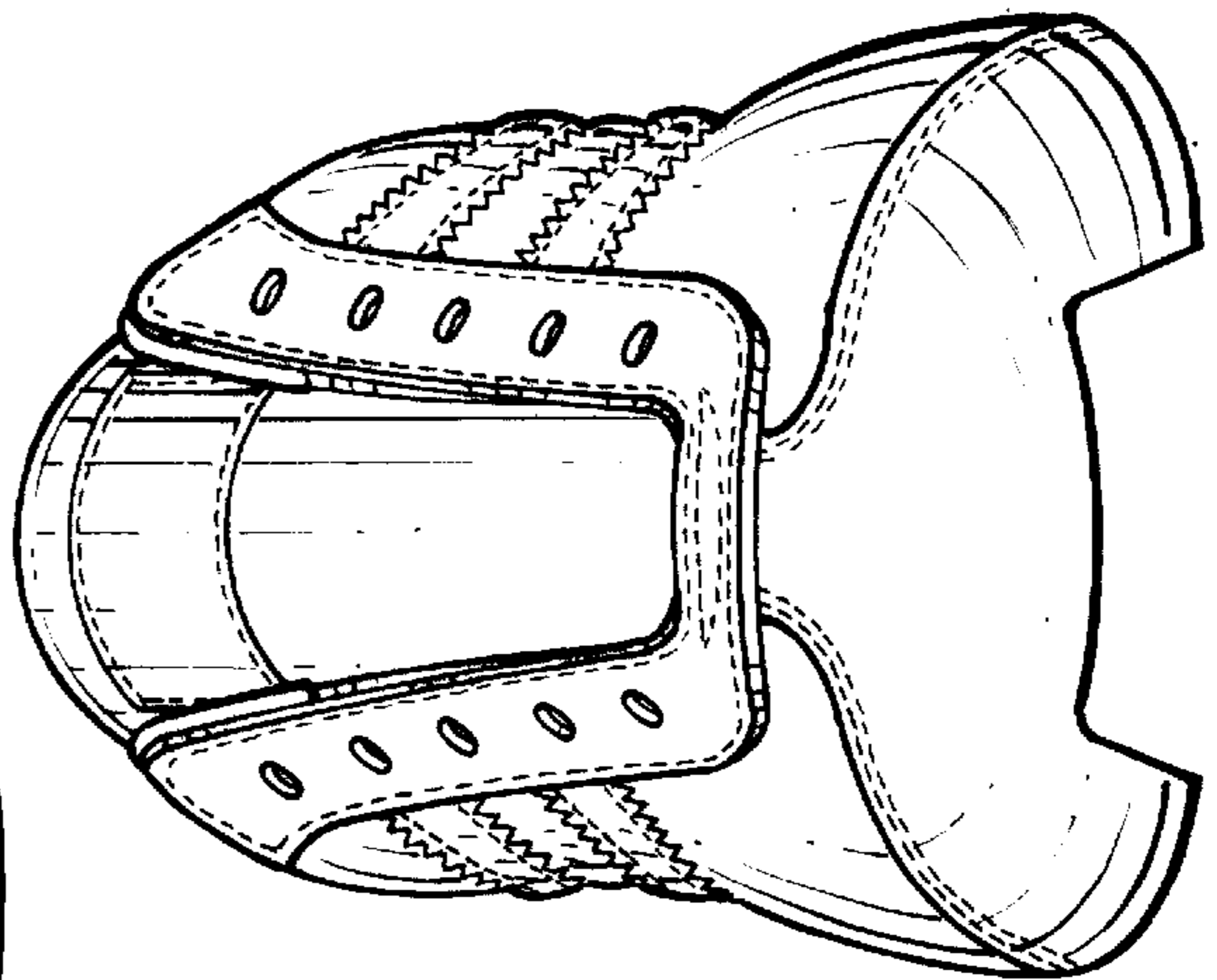


Fig. 5.