



US00D470644S

(12) **United States Design Patent**
Sherman

(10) **Patent No.:** **US D470,644 S**

(45) **Date of Patent:** **** Feb. 25, 2003**

(54) **HEADWEAR TETHER**

(76) **Inventor:** **Jacque Sue Sherman**, 163 Miramar St., Fort Myers Beach, FL (US) 33931

(**) **Term:** **14 Years**

(21) **Appl. No.:** **29/162,650**

(22) **Filed:** **Jun. 17, 2002**

(51) **LOC (7) Cl.** **02-03**

(52) **U.S. Cl.** **D2/891**

(58) **Field of Search** D2/624, 865, 866, D2/891, 893; D11/200, 215; 2/159, 160, 175.7, 181, 181.4, 182.2, 195.1; 24/508, 3.11; D24/199

(56) **References Cited**

U.S. PATENT DOCUMENTS

D293,043 S	*	12/1987	Zamboni	D2/624
4,991,236 A	*	2/1991	Pritchett	2/195.1
D343,275 S	*	1/1994	Olson	D2/891
D373,238 S	*	9/1996	Ricciardi	D2/866
5,564,166 A	*	10/1996	Roy	24/508

D380,585 S	*	7/1997	Olson	D2/891
5,675,841 A	*	10/1997	Jackson	2/175.7
D397,840 S	*	9/1998	Slocum	D2/891

* cited by examiner

Primary Examiner—Doris V. Coles

Assistant Examiner—Mimosa De

(57) **CLAIM**

The ornamental design for a headwear tether, as shown and described.

DESCRIPTION

FIG. 1 is a front elevational view of a headwear tether showing my new design;

FIG. 2 is a rear elevational view thereof;


FIG. 3 is a side view, taken from the left side of FIG. 1, the right side view being a mirror image thereof;

FIG. 4 is a top plan view thereof; and,

FIG. 5 is a bottom plan view thereof.

The word "logo" shown in broken lines in FIGS. 1 and 2 is for illustrative purposes only and forms no part of the claimed design.

1 Claim, 1 Drawing Sheet



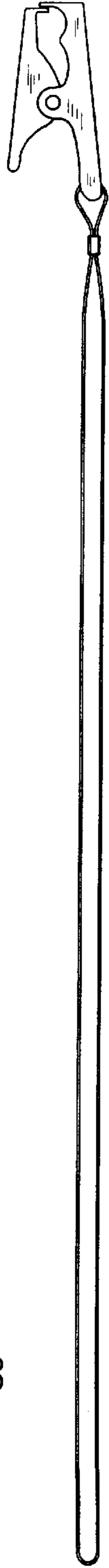


FIG. 3

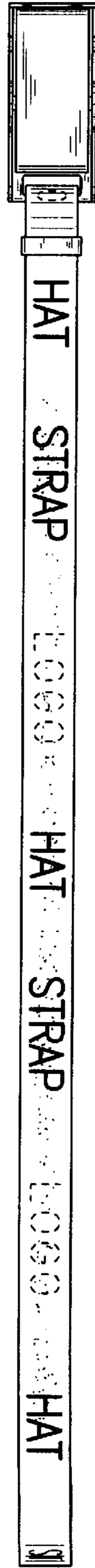


FIG. 1

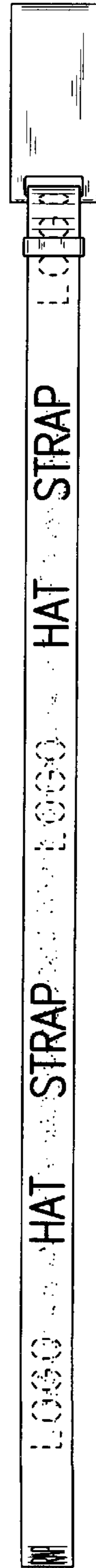


FIG. 2



FIG. 4



FIG. 5