



US00D470634S

(12) **United States Design Patent**
Rajdl

(10) **Patent No.:** **US D470,634 S**

(45) **Date of Patent:** **** Feb. 18, 2003**

(54) **PAINT TRAY**

D345,832 S * 4/1994 Frazee et al. D32/53.1
D350,425 S * 9/1994 Walker D32/53.1
D401,704 S 11/1998 Clark

(75) Inventor: **Alan S. Rajdl**, Remer, MN (US)

(73) Assignee: **Encore Industries, Inc.**, Bellevue, OH (US)

(**) Term: **14 Years**

(21) Appl. No.: **29/159,609**

(22) Filed: **Apr. 24, 2002**

(51) **LOC (7) Cl.** **07-07**

(52) **U.S. Cl.** **D32/53.1**

(58) **Field of Search** D32/53, 53.1;
15/257.05, 257.06; 220/570, 571, 604, 606,
631, 657, 659, 669, 674, 675, 694, 695,
697, 699, 701, 702, 735, 736, 904, DIG. 12,
DIG. 13, DIG. 14

* cited by examiner

Primary Examiner—Alan P. Douglas

Assistant Examiner—Lavone D. Tabor

(74) *Attorney, Agent, or Firm*—Emch, Schaffer, Schaub & Parcello Co., L.P.A.

(57) **CLAIM**

The ornamental design for a paint tray, as shown and described.

DESCRIPTION

FIG. 1 is a top view of a paint tray according to the present design;

FIG. 2 is an elevational view thereof;

FIG. 3 is an elevational view taken 90° from the position shown in FIG. 2;

FIG. 4 is an elevational view directly opposite from the view shown in FIG. 3;

FIG. 5 is an elevational view directly opposite from the view shown in FIG. 2; and,


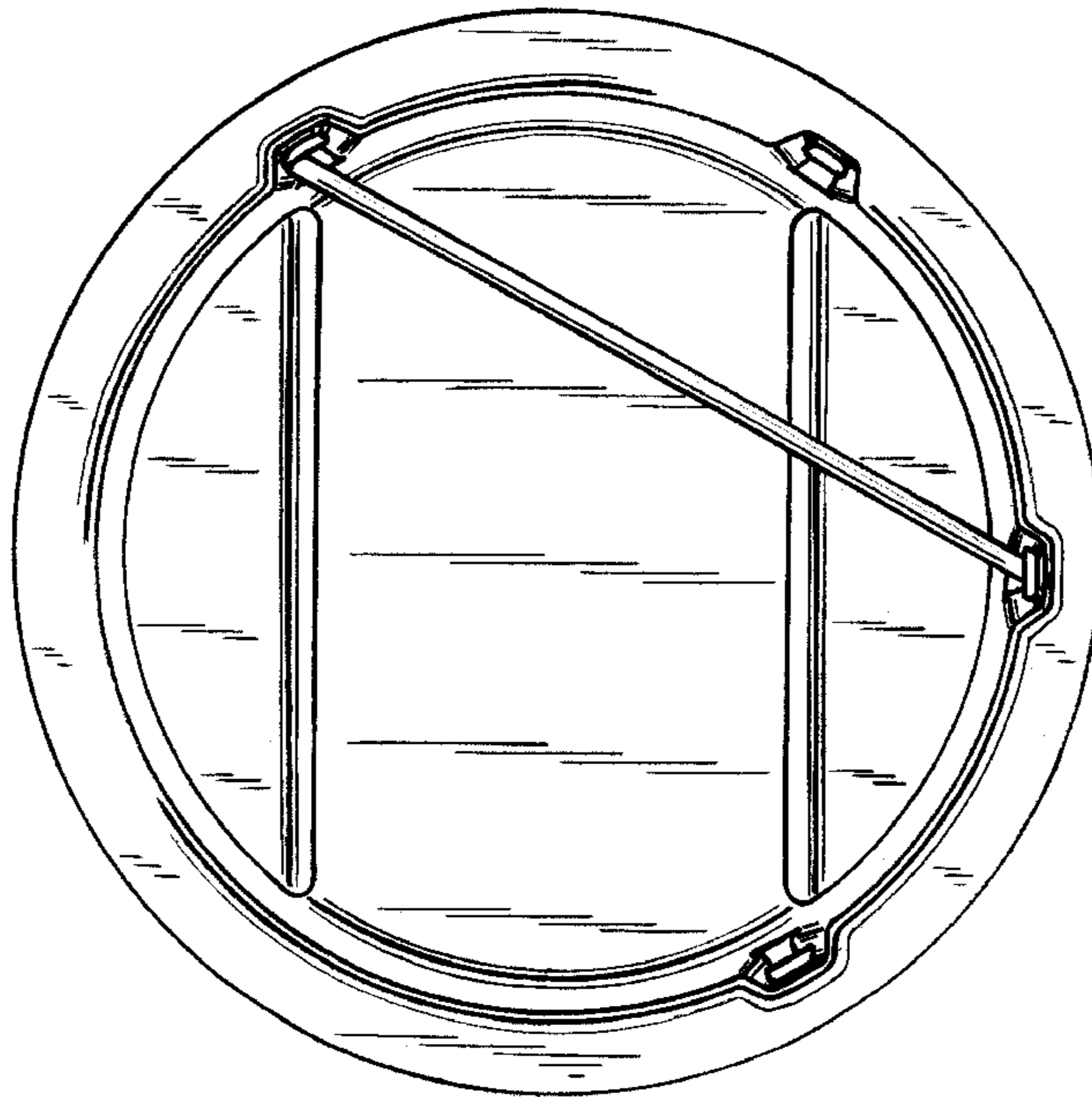
FIG. 6 is a bottom view thereof.

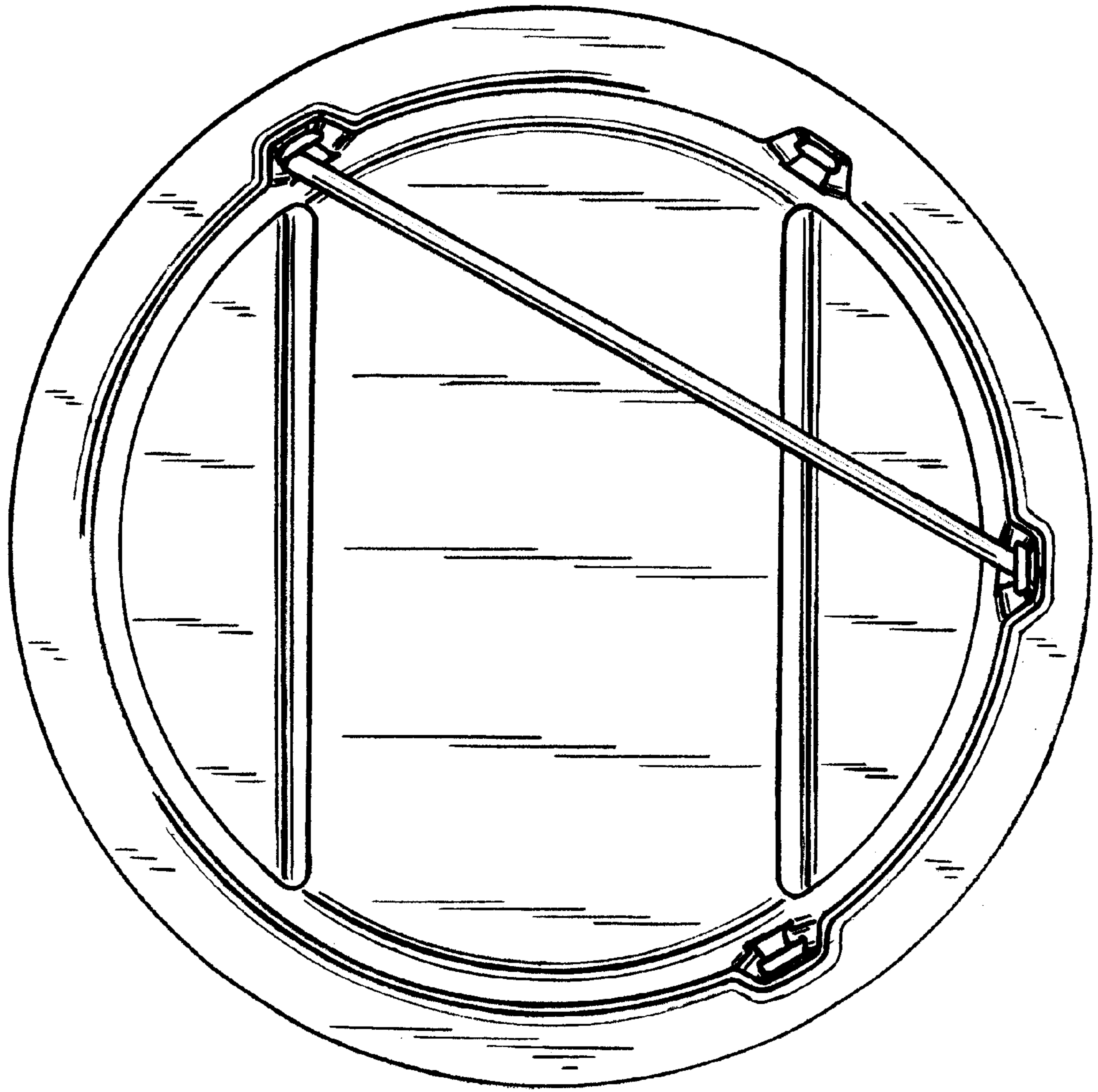
(56) **References Cited**

U.S. PATENT DOCUMENTS

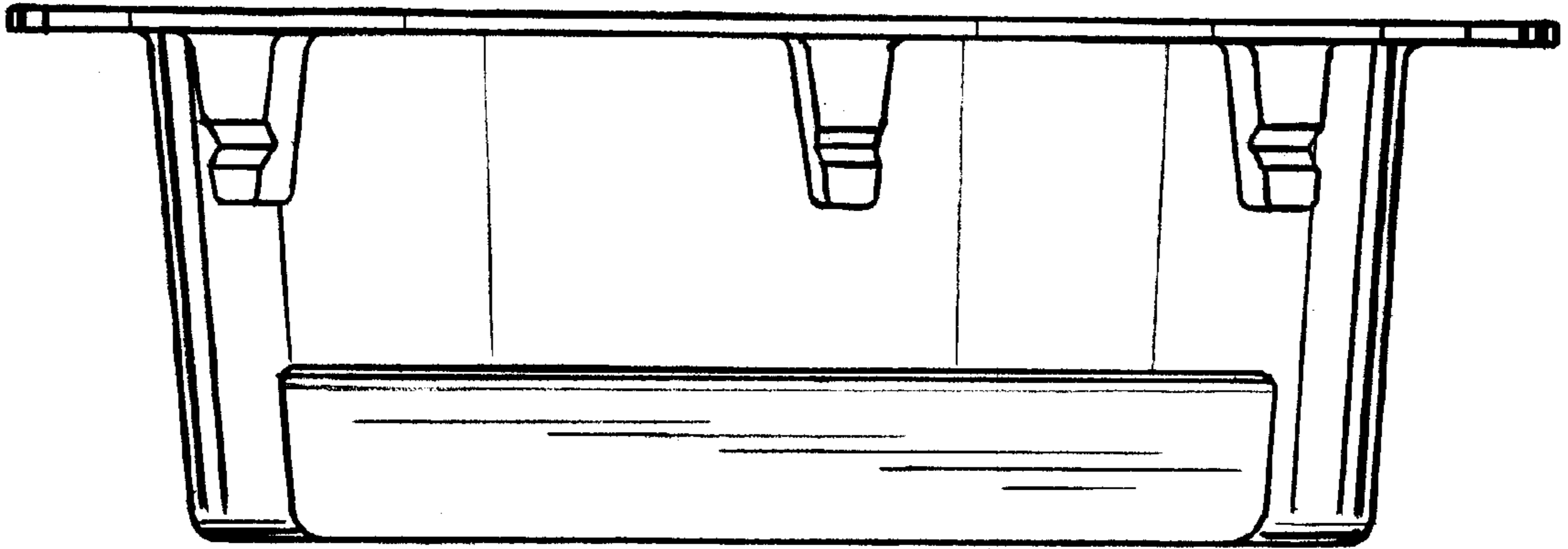
1,994,335	A	3/1935	Churan	
2,296,808	A	* 9/1942	Chaplin	220/675 X
2,436,924	A	3/1948	Hansen	
2,826,331	A	* 3/1958	Petite	220/702
3,595,431	A	* 7/1971	Bird	220/697

1 Claim, 6 Drawing Sheets





—FIG. 1



— FIG. 2






FIG. 3



— FIG. 4



— FIG. 5

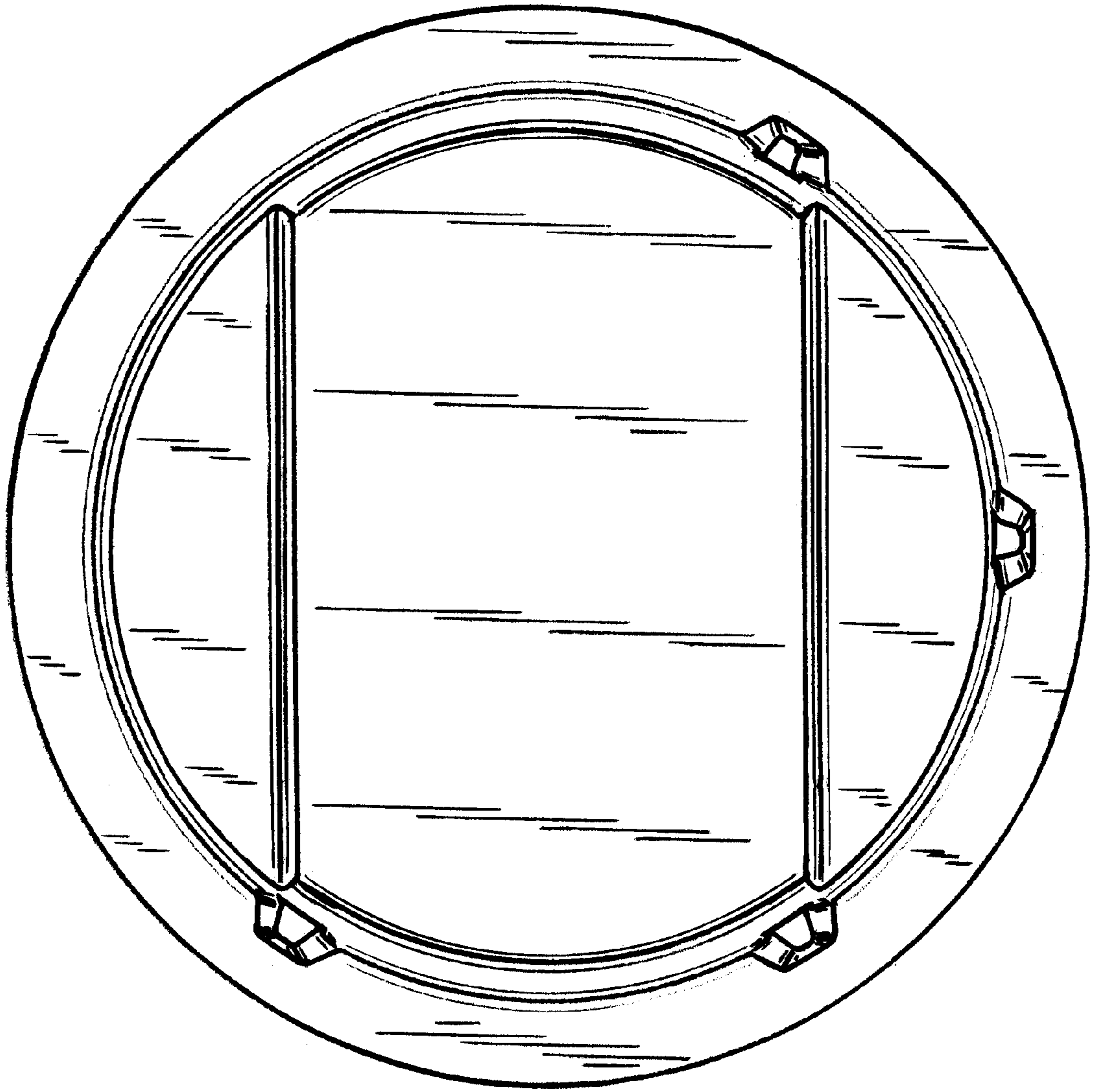


FIG. 6