



US00D470631S

(12) **United States Design Patent**
Teufel

(10) **Patent No.:** **US D470,631 S**

(45) **Date of Patent:** **** Feb. 18, 2003**

(54) **WATERING DEVICE FOR DOMESTIC ANIMALS**

(76) **Inventor:** **Karl-Heinz Teufel**, Wörthweg 22,
D-89233 Neu-Ulm (DE)

(**) **Term:** **14 Years**

(21) **Appl. No.:** **29/156,319**

(22) **Filed:** **Feb. 28, 2002**

(30) **Foreign Application Priority Data**

Aug. 28, 2001 (DE) 4 01 07 803

(51) **LOC (7) Cl.** **30-03**

(52) **U.S. Cl.** **D30/132**

(58) **Field of Search** D30/119, 133,
D30/132, 121, 122; 119/72-81, 51.03, 51.01,
51.5, 51.1, 52.1; 211/74; 248/103-107;
D7/605, 608, 619; 425/451

(56) **References Cited**

U.S. PATENT DOCUMENTS

4,762,486 A * 8/1988 Windstrup et al. 425/451
D335,197 S * 4/1993 Strickland D30/132

5,636,592 A * 6/1997 Wechsler 119/52.1
D402,425 S * 12/1998 Lacz et al. D30/121
5,960,742 A * 10/1999 O'Rourke et al. 119/74
D423,736 S * 4/2000 O'Rourke et al. D30/132
D428,217 S * 7/2000 Rodack et al. D30/132

* cited by examiner

Primary Examiner—Pamela Burgess

(74) *Attorney, Agent, or Firm*—Jones, Tullar & Cooper,
P.C.

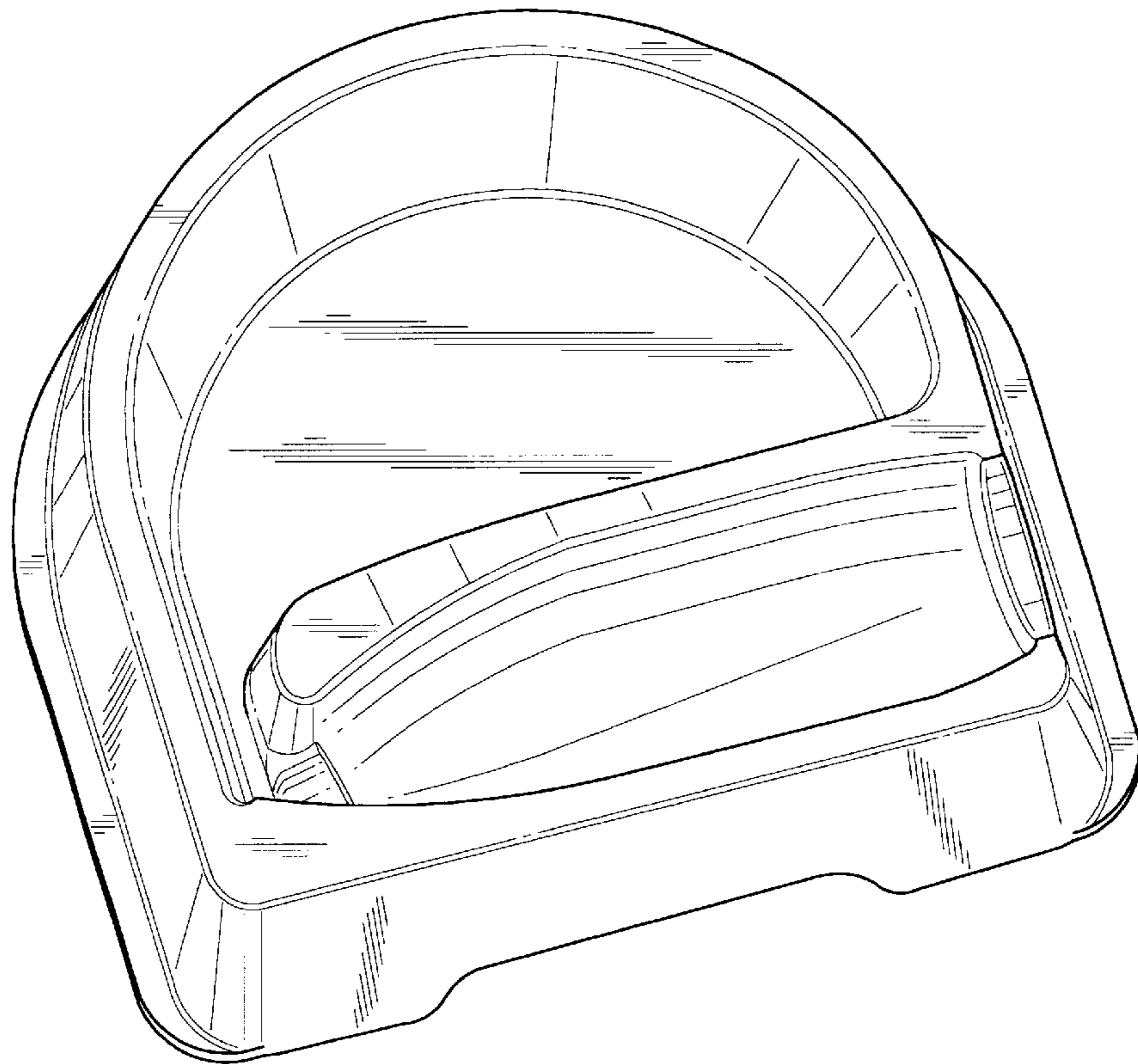
(57) **CLAIM**

The ornamental design for a watering device for domestic animals, as shown and described.

DESCRIPTION

FIG. 1 is a top perspective view of a watering device for domestic animals showing my new design;
FIG. 2 is a front elevational view thereof;
FIG. 3 is a rear elevational view thereof;
FIG. 4 is a right side elevational view thereof;
FIG. 5 is a left side elevational view thereof;
FIG. 6 is a top plan view thereof; and,
FIG. 7 is a bottom plan view thereof.

1 Claim, 3 Drawing Sheets



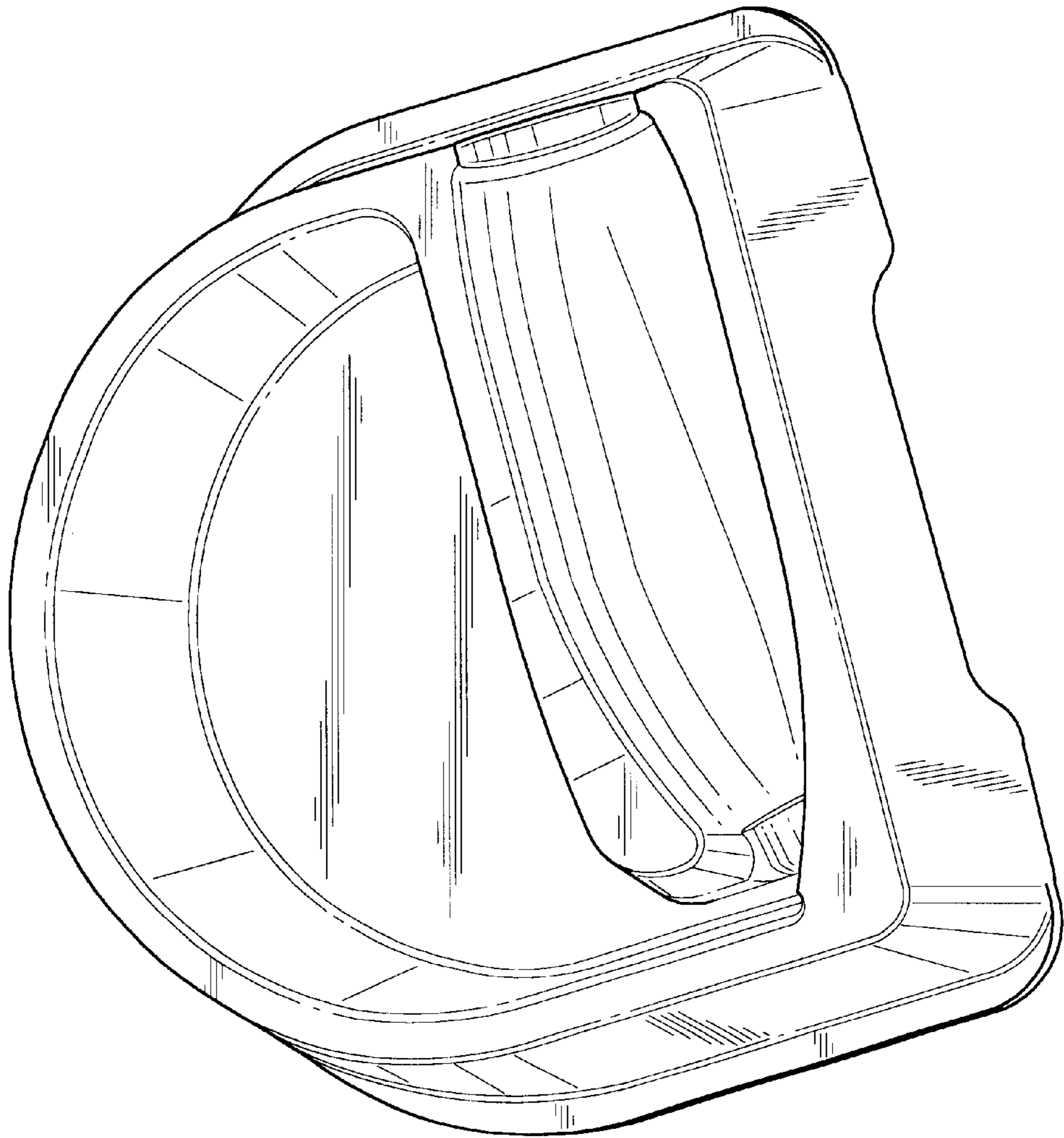


FIG. 1




FIG. 2

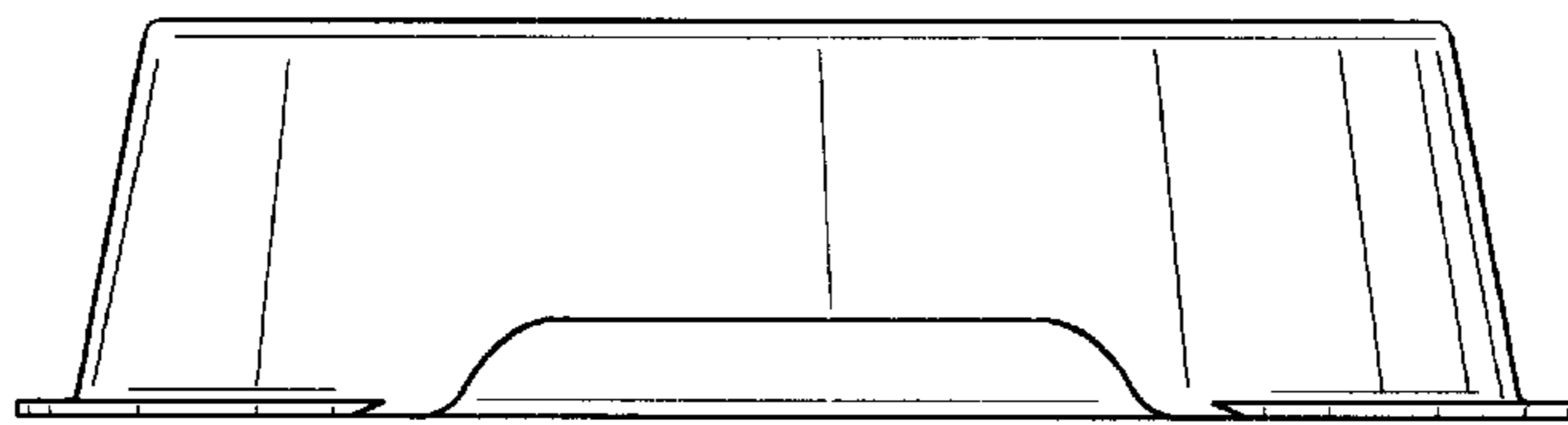


FIG. 3

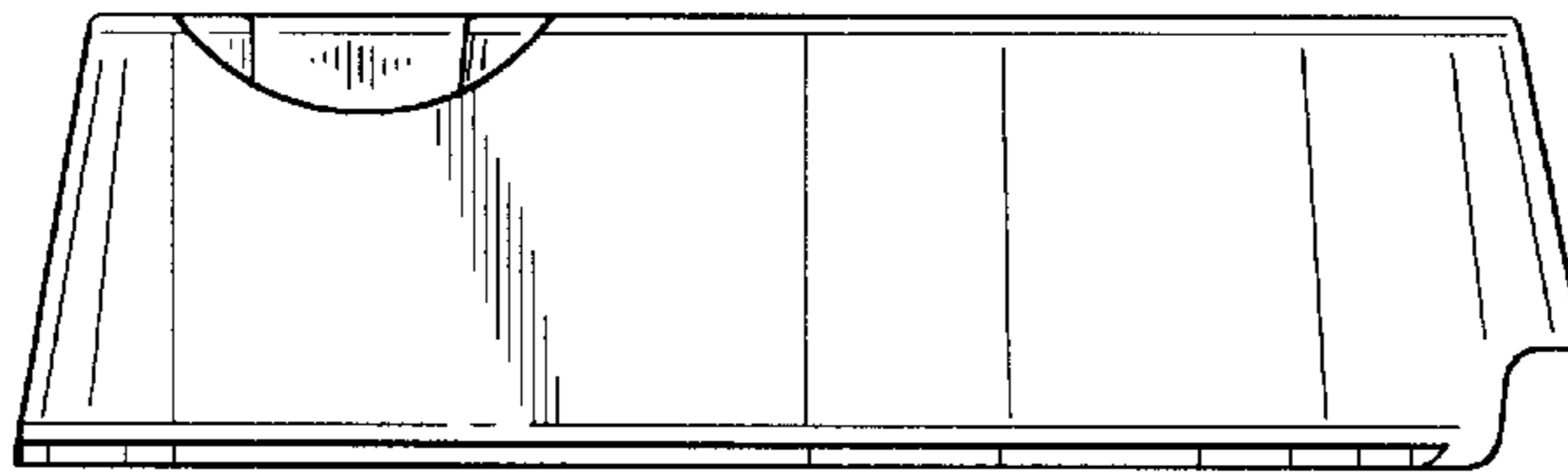


FIG. 4




FIG. 5

FIG. 6

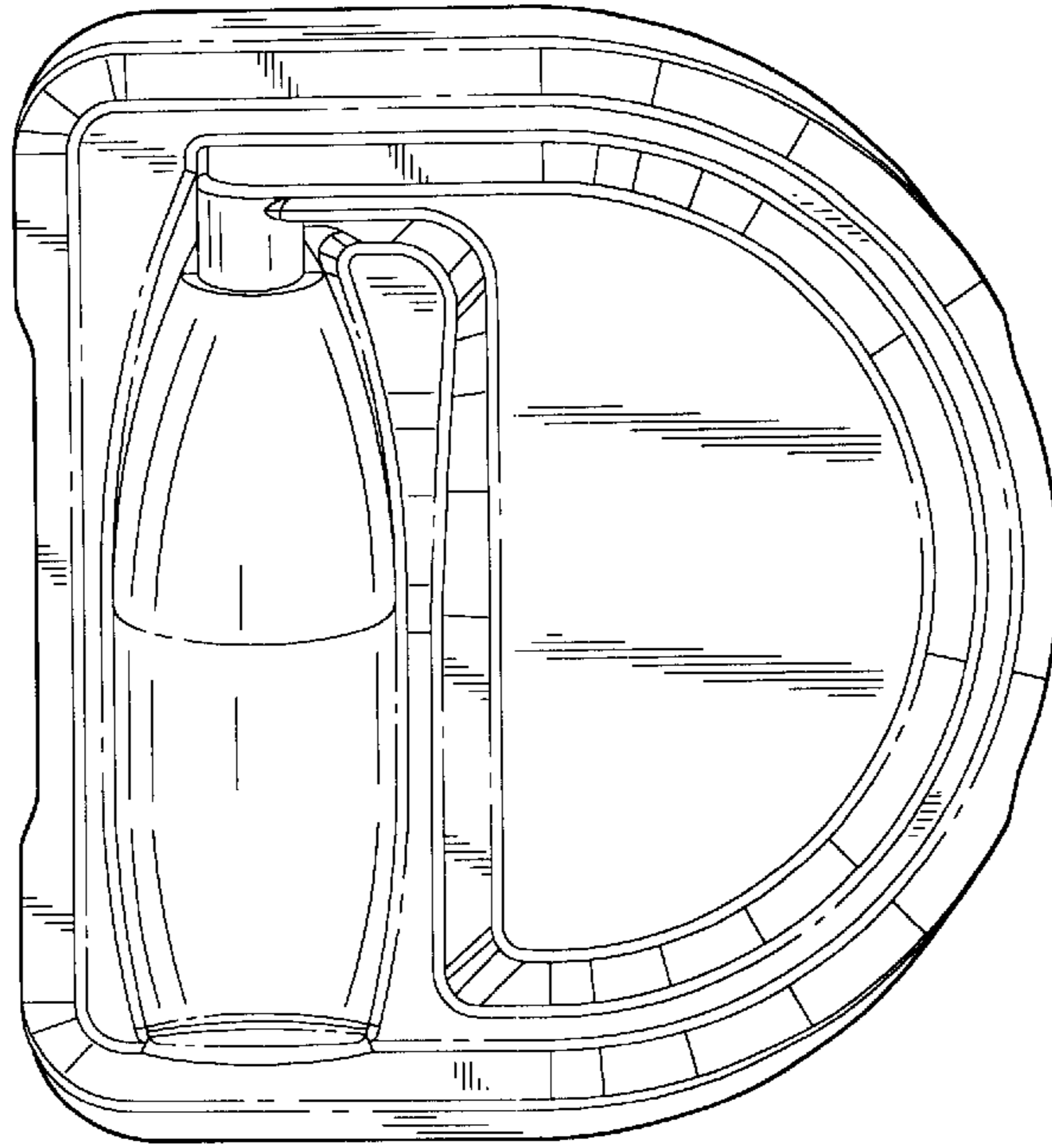


FIG. 7

