



US00D470607S

(12) **United States Design Patent**  
**Bobel**

(10) **Patent No.:** **US D470,607 S**

(45) **Date of Patent:** **\*\* Feb. 18, 2003**

(54) **COMPACT FLUORESCENT REFLECTOR LAMP**

D379,538 S \* 5/1997 Gallant ..... D26/2  
D435,576 S \* 12/2000 McBride ..... D26/2

(76) **Inventor:** **Andrzej Bobel**, 640 Leland Ct., Lake Forest, IL (US) 60045

\* cited by examiner

*Primary Examiner*—Marcus A. Jackson

(\*\*) **Term:** **14 Years**

(57) **CLAIM**

(21) **Appl. No.:** **29/158,636**

The ornamental design for a compact fluorescent reflector lamp, as shown.

(22) **Filed:** **Apr. 5, 2002**

**DESCRIPTION**

(51) **LOC (7) Cl.** ..... **26-04**

(52) **U.S. Cl.** ..... **D26/2**

(58) **Field of Search** ..... D26/1, 2, 3, 4, D26/26; 313/313, 315, 318.01; 396/427, 530, 535-541


FIG. 1 is a side view of the compact fluorescent reflector lamp;  
FIG. 2 is a side perspective view of the compact fluorescent reflector lamp;  
FIG. 3 is a side perspective view thereof;  
FIG. 4 is a top view thereof; and,  
FIG. 5 is a bottom view thereof.

(56) **References Cited**


**U.S. PATENT DOCUMENTS**

D352,120 S \* 11/1994 Harader et al. .... D26/2


**1 Claim, 5 Drawing Sheets**




**Fig. 1**



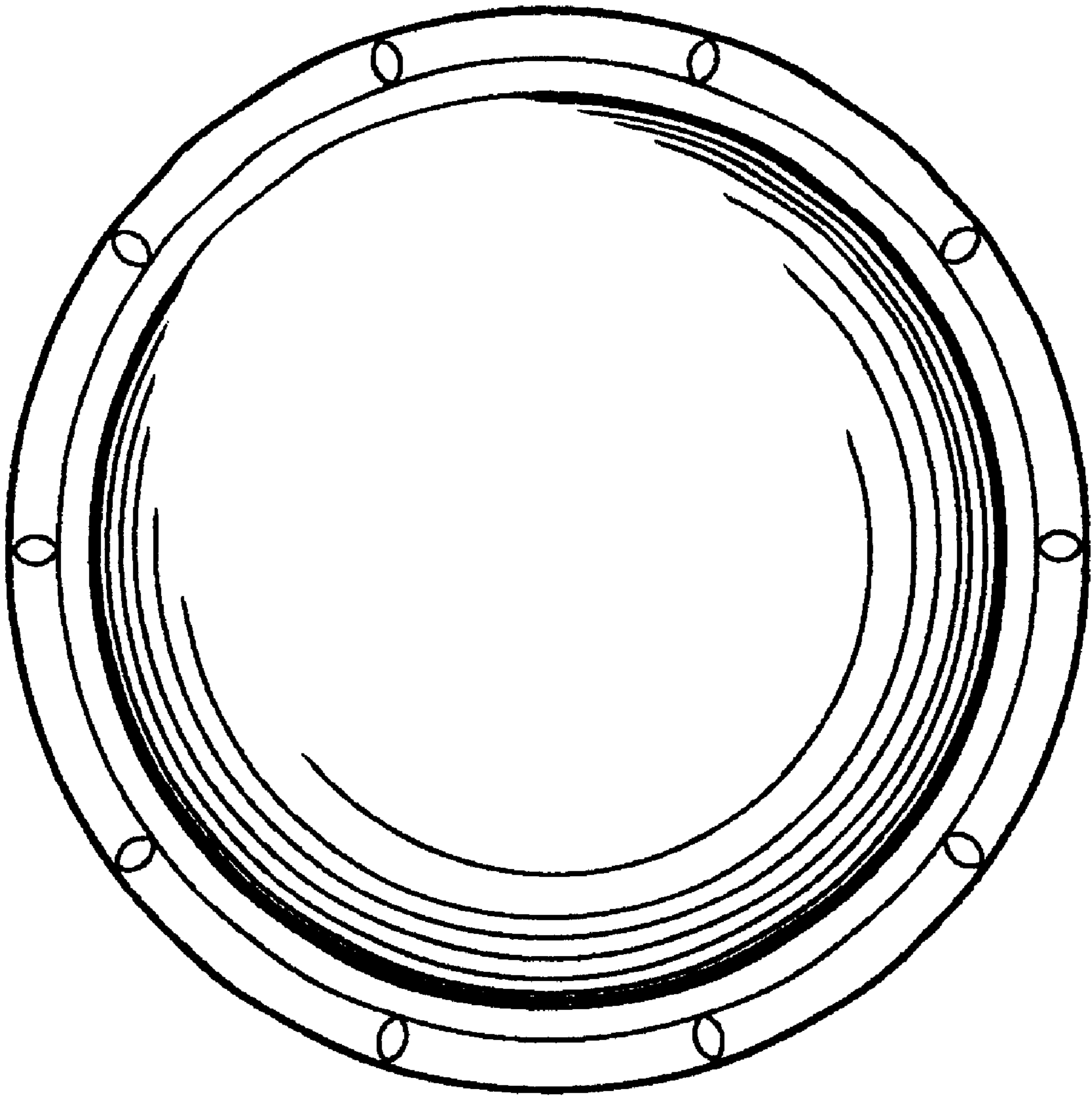
**Fig. 2**



**Fig. 3**



**Fig. 4**





**Fig. 5**

