



US00D470599S

(12) **United States Design Patent**
Marshall et al.

(10) **Patent No.:** **US D470,599 S**

(45) **Date of Patent:** **** Feb. 18, 2003**

(54) **ENVIRONMENTAL ENCLOSURE FOR A VENDING MACHINE**

D231,693 S * 5/1974 Dattner D25/4
D375,170 S 10/1996 Rose et al.

(75) Inventors: **John J. Marshall**, North York (CA);
John Eric Marshall, Whitby (CA);
John Woloshyn, Scarborough (CA)

* cited by examiner

(73) Assignee: **Compass Group USA, Inc.**, Charlotte, NC (US)

Primary Examiner—Doris Clark
(74) *Attorney, Agent, or Firm*—Geoff L. Sutcliffe;
Kilpatrick Stockton LLP

(**) Term: **14 Years**

(57) **CLAIM**

(21) Appl. No.: **29/152,573**

The ornamental design for an environmental enclosure for a vending machine, as shown and described.

(22) Filed: **Dec. 19, 2001**

DESCRIPTION

Related U.S. Application Data

(60) Continuation of application No. 29/144,722, filed on Jul. 9, 2001, now Pat. No. Des. 454,961, which is a division of application No. 29/133,488, filed on Nov. 30, 2000, now Pat. No. Des. 447,248.

FIG. 1 is a front view of an environmental enclosure for a vending machine according to the present design;

(51) **LOC (7) Cl.** **25-02**

(52) **U.S. Cl.** **D25/58; D25/59**

(58) **Field of Search** **D25/4, 58, 59**

FIG. 2 is a top plan view of the environmental enclosure for a vending machine of FIG. 1; and,

FIG. 3 is a left side elevational view of the environmental enclosure for a vending machine of FIG. 1, the right side being a mirror image.

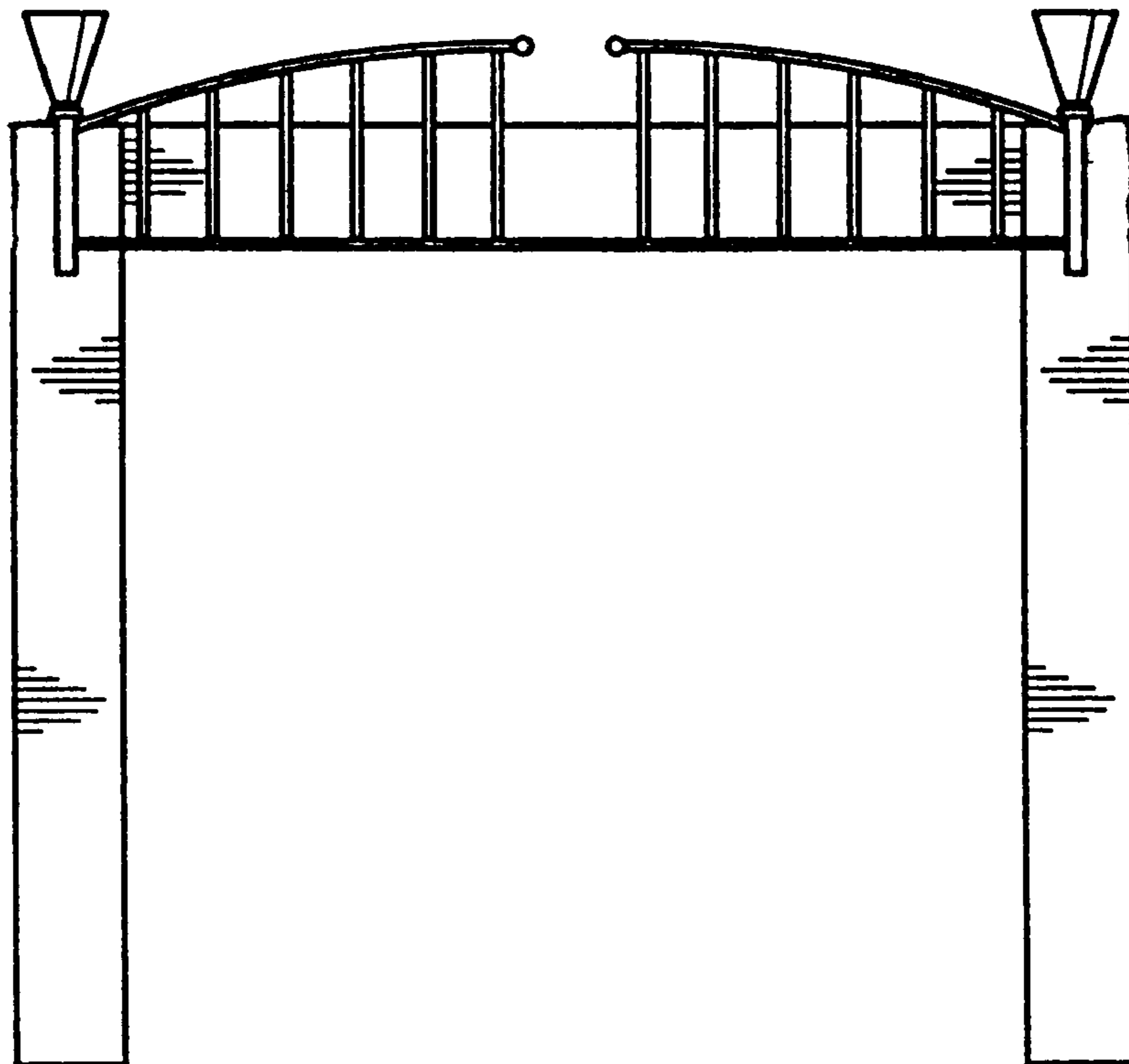
(56) **References Cited**

The bottom view and rear view of the environmental enclosure for a vending machine have been omitted since they are unornamented and do not form part of the claimed design.

U.S. PATENT DOCUMENTS

D226,353 S * 2/1973 Schultz et al. D25/58

1 Claim, 2 Drawing Sheets



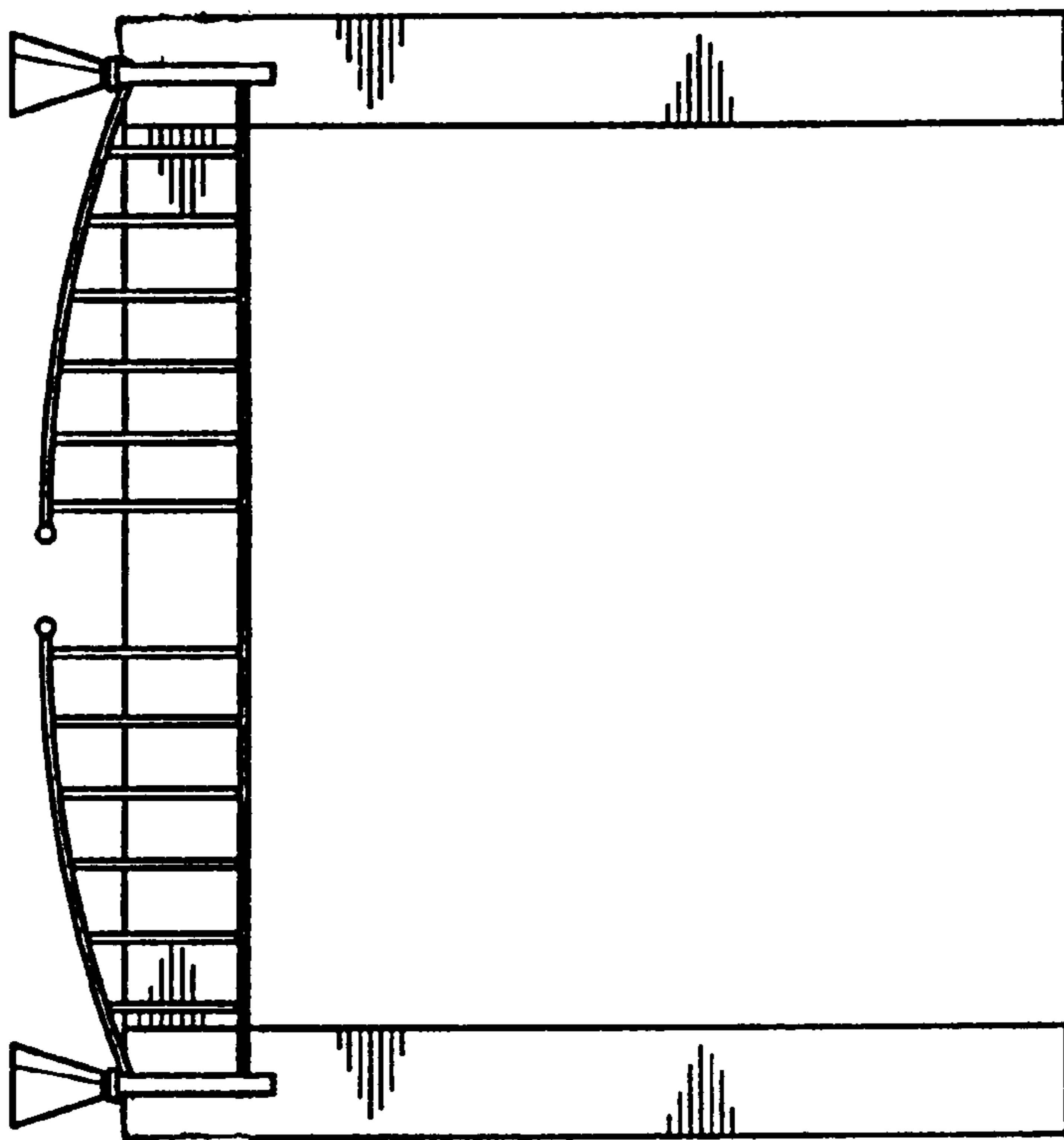


FIG. 1

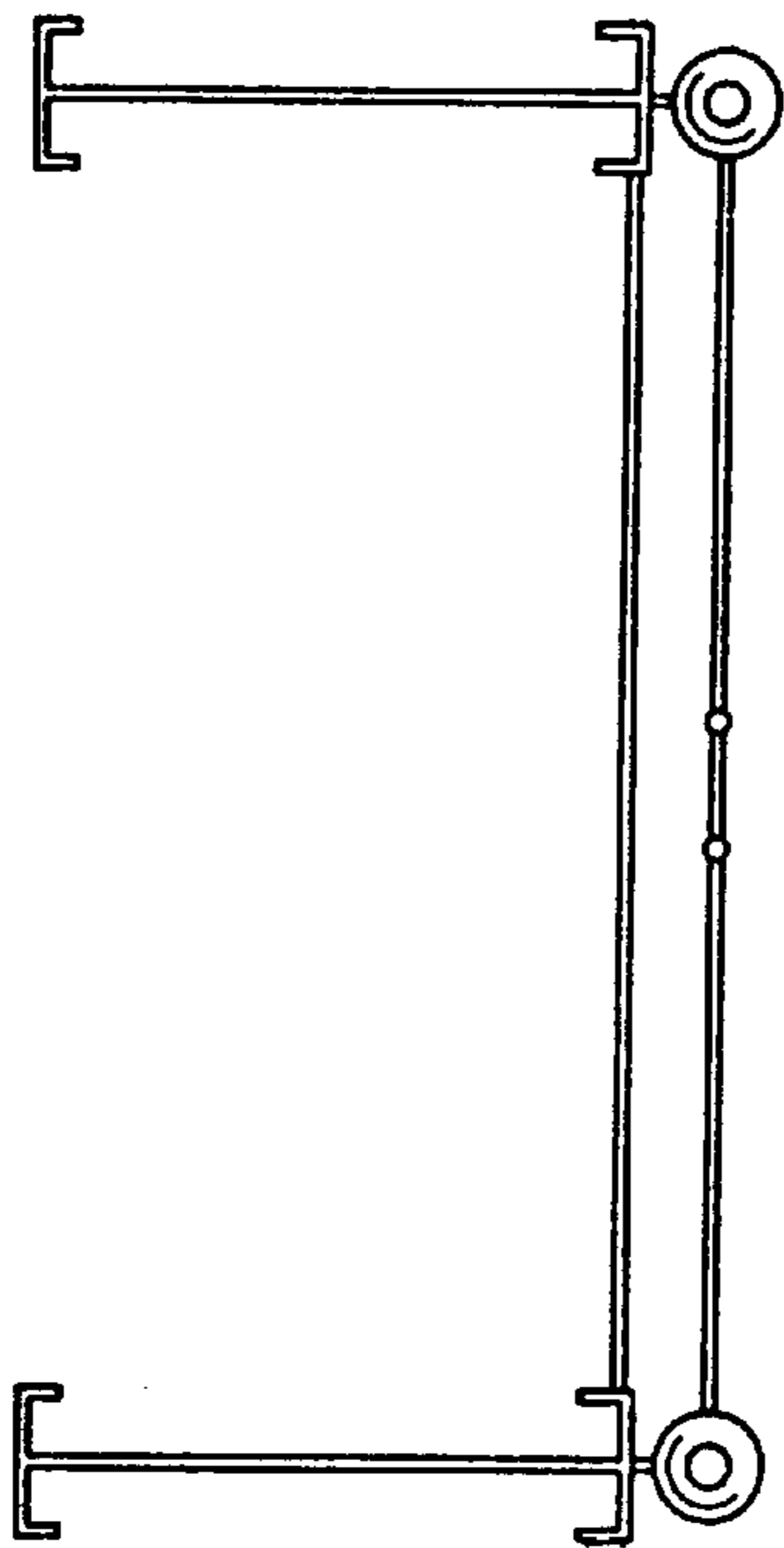


FIG. 2

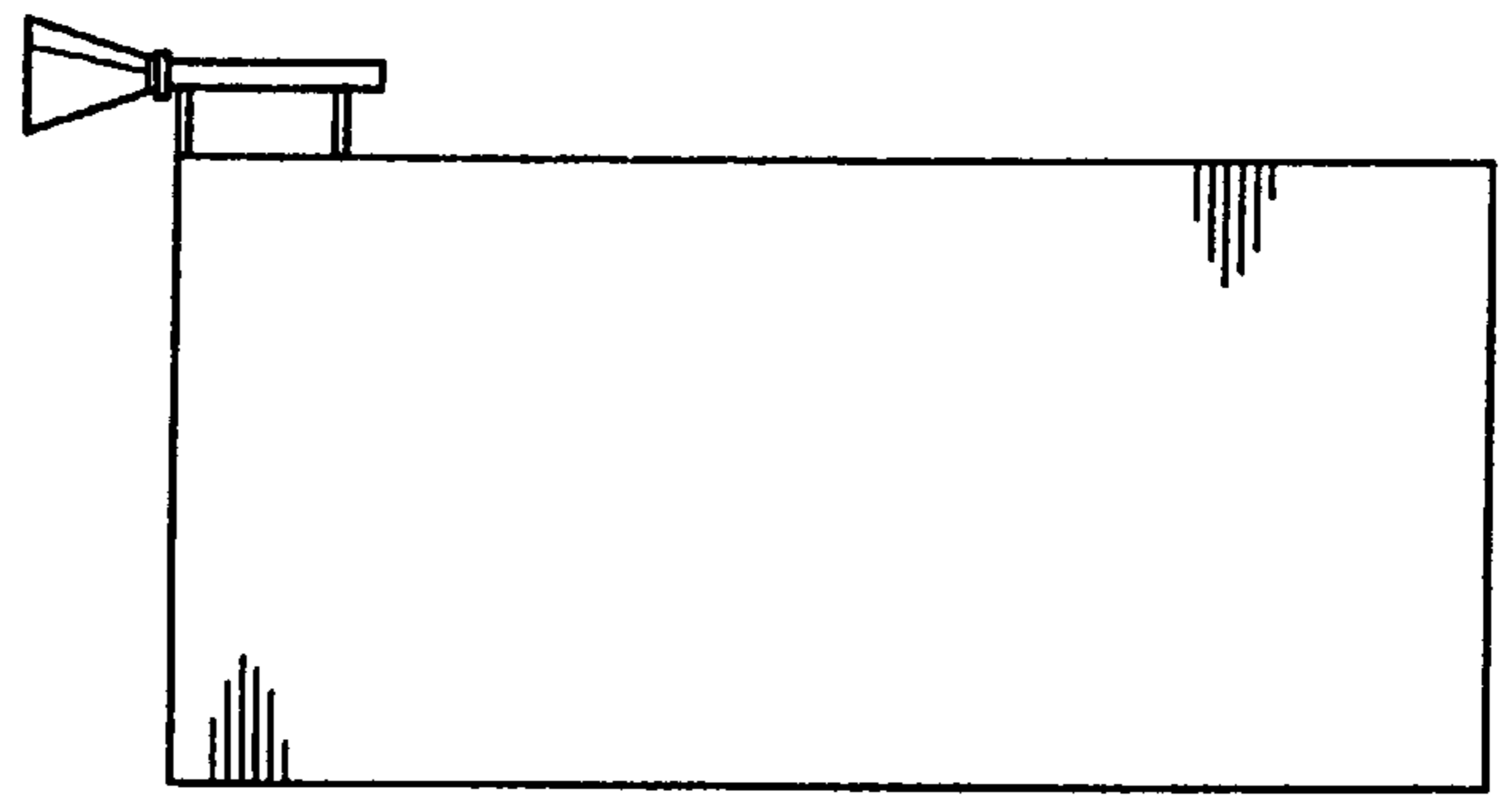


FIG. 3