



US00D470593S

(12) **United States Design Patent**  
**Iodice**

(10) **Patent No.:** **US D470,593 S**

(45) **Date of Patent:** **\*\* Feb. 18, 2003**

(54) **BABY BOTTLE**

(75) Inventor: **Austin A. Iodice**, New Canaan, CT  
(US)

(73) Assignee: **Ansa Company, Inc.**, Norwalk, CT  
(US)

(\*\*) Term: **14 Years**

(21) Appl. No.: **29/162,085**

(22) Filed: **Jun. 7, 2002**

**Related U.S. Application Data**

(62) Division of application No. 29/146,413, filed on Aug. 9, 2001, now Pat. No. Des. 464,139.

(51) **LOC (7) Cl.** ..... **07-01**

(52) **U.S. Cl.** ..... **D24/197**

(58) **Field of Search** ..... D24/197; 215/11.1,  
215/11.2, 11.3, 11.4, 11.5, 11.6; D7/510

(56) **References Cited**

**U.S. PATENT DOCUMENTS**

4,570,808 A	2/1986	Campbell et al. ....	215/11 R
D286,911 S	11/1986	Campbell et al. ....	D24/47
4,750,630 A	6/1988	Campbell et al. ....	215/11.1
D315,212 S	* 3/1991	Oknuki .....	D24/197
D315,213 S	* 3/1991	Ohnuki .....	D24/197
D336,685 S	* 6/1993	Hsu .....	D24/197

D337,921 S	8/1993	Iodice .....	D7/511
5,320,231 A	6/1994	Iodice .....	215/100
D368,529 S	* 4/1996	Allegre .....	D24/197
D385,748 S	11/1997	Iodice et al. ....	D7/510
D454,642 S	* 3/2002	Hakim .....	D24/197

\* cited by examiner

*Primary Examiner*—Stella Reid

(74) *Attorney, Agent, or Firm*—Wood, Herron & Evans, L.L.P.

(57) **CLAIM**

The ornamental design for a baby bottle, as shown and described.

**DESCRIPTION**

FIG. 1 is a front view of the invention showing a transparent cap and nipple, the rear view being a mirror image thereof.

FIG. 2 is a side view of the invention of FIG. 1.

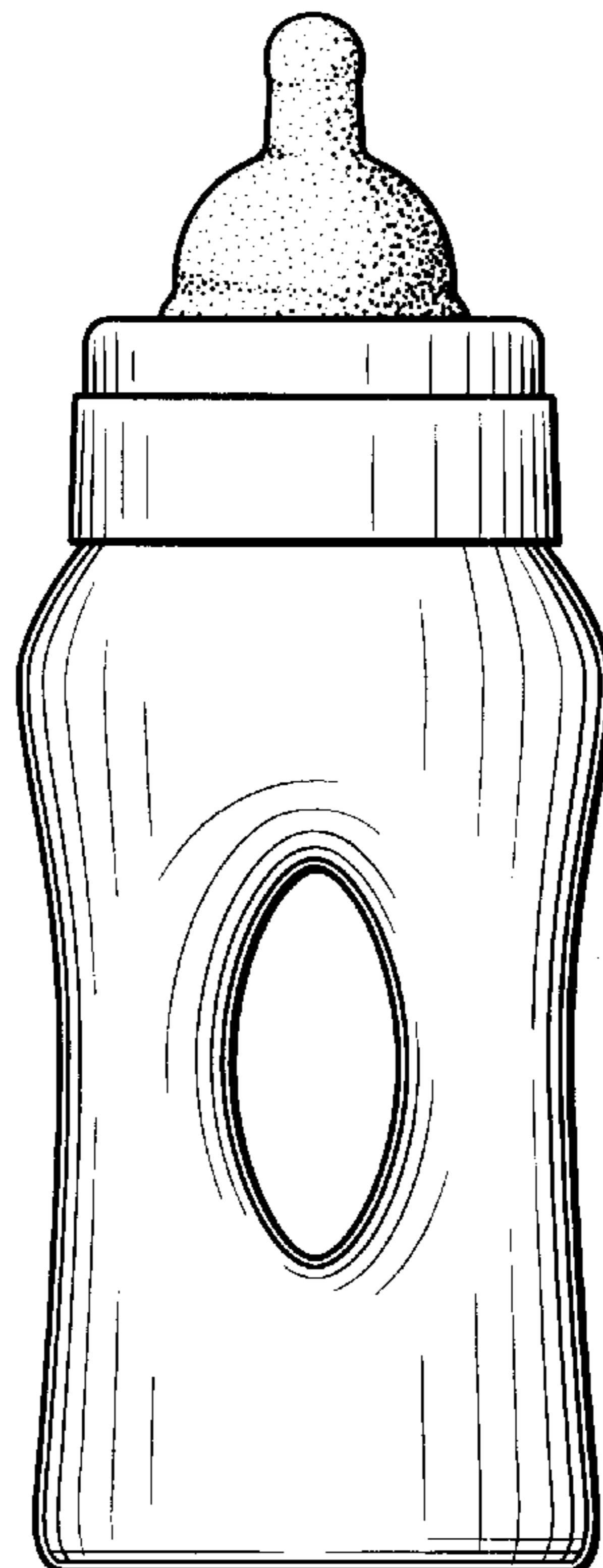
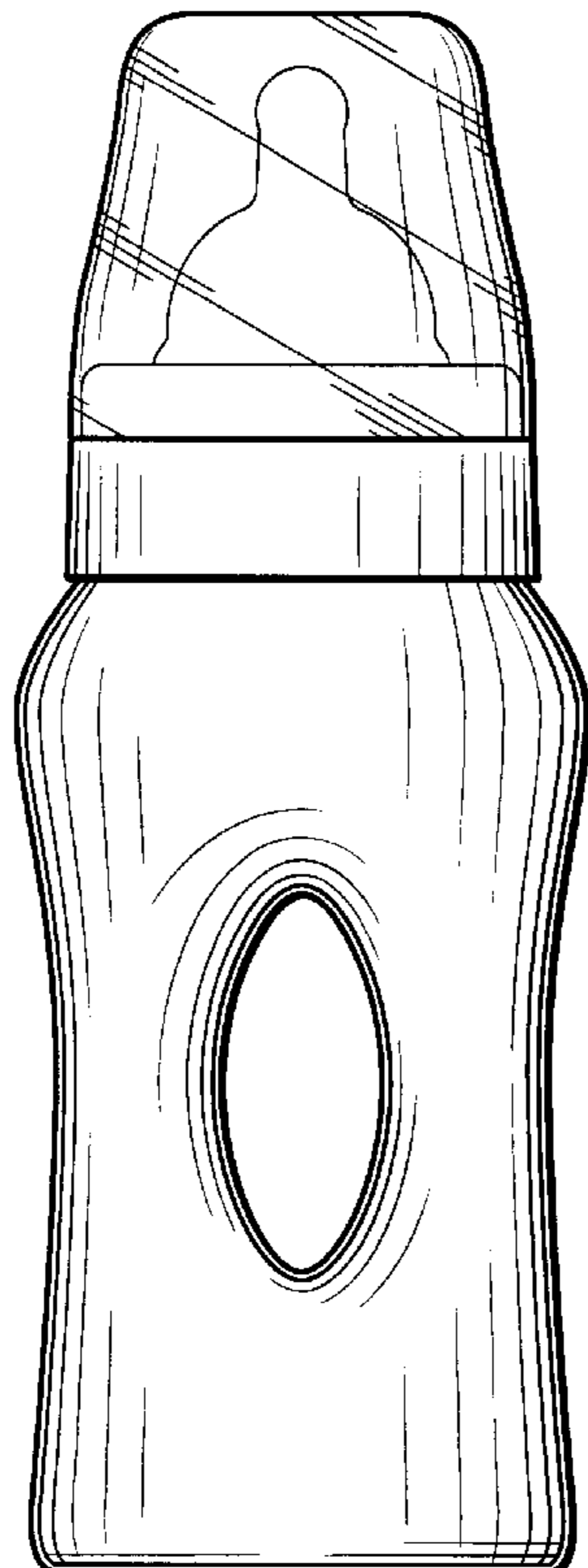
FIG. 3 is a top view of the invention of FIG. 1.

FIG. 4 is a front view of the invention of FIG. 1 with the transparent cap removed, the rear view being a mirror image thereof.

FIG. 5 is a side view of the invention of FIG. 1 with the transparent cap removed, the other side being a mirror image thereof; and,

FIG. 6 is a top view of the invention of FIG. 1 with the transparent cap removed.

**1 Claim, 2 Drawing Sheets**






FIG. 1

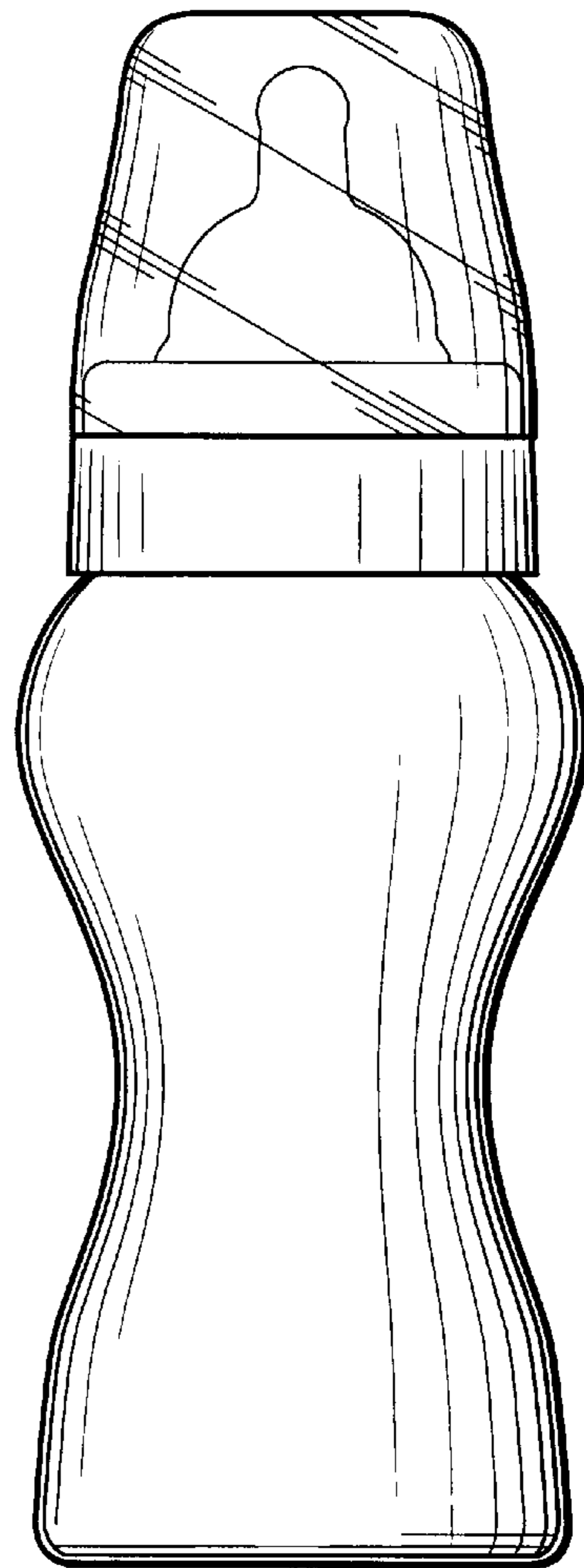


FIG. 2

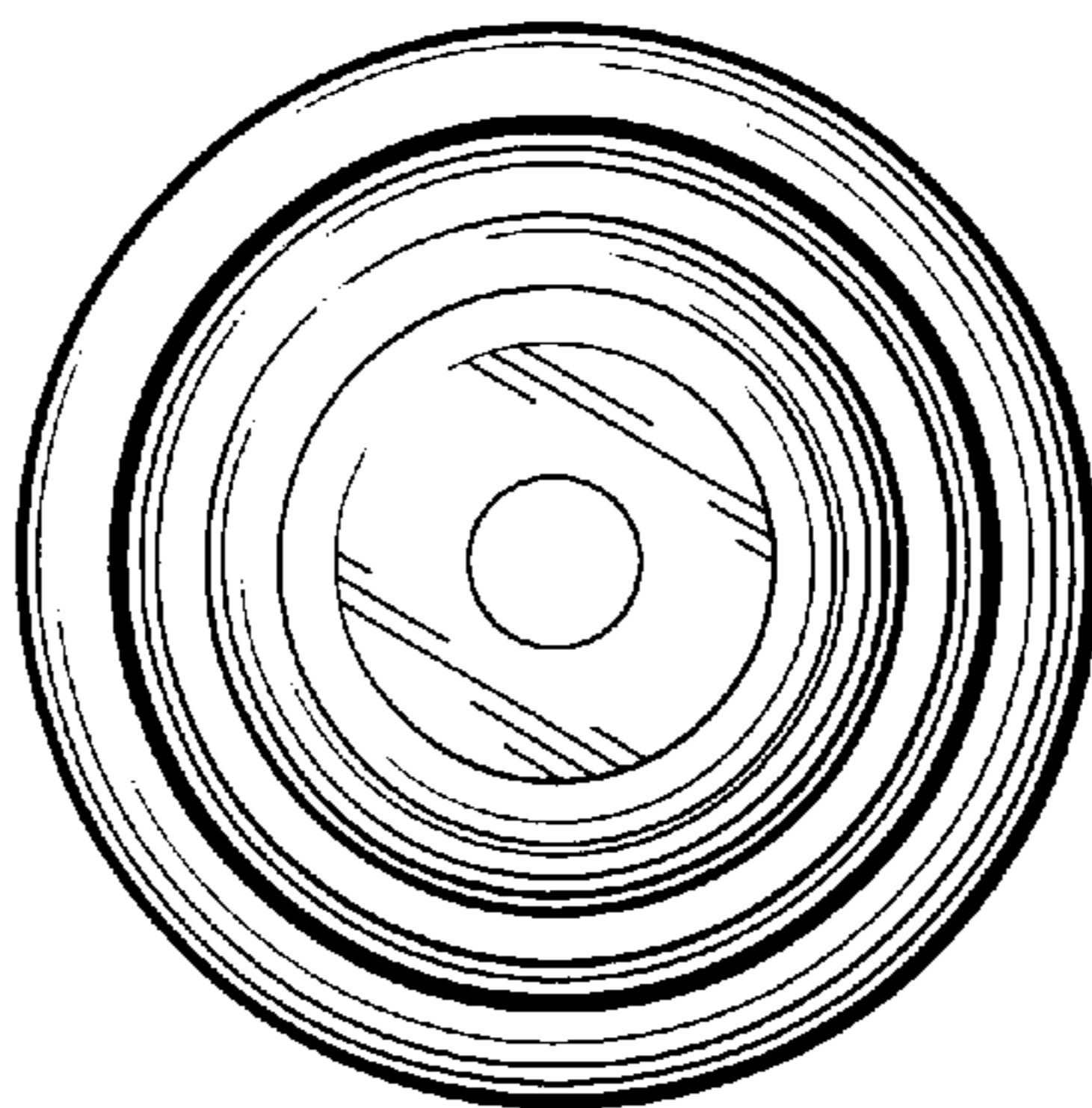


FIG. 3

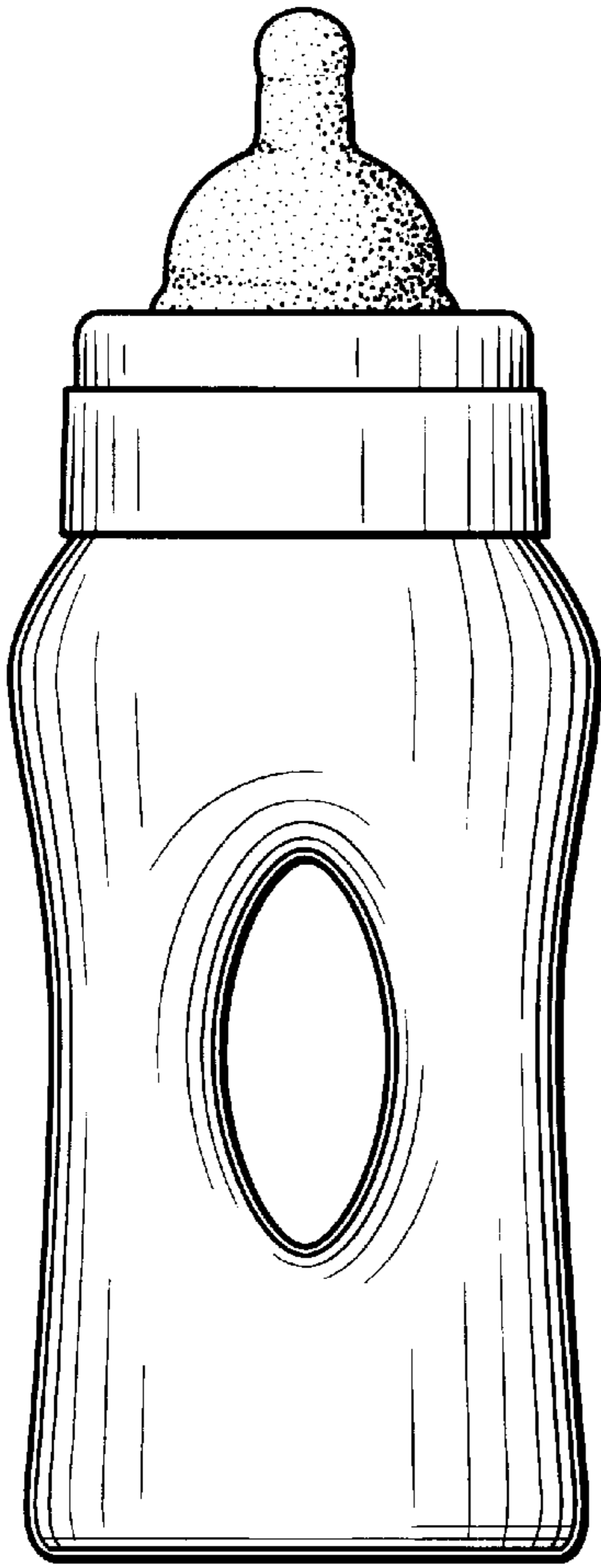


FIG. 4

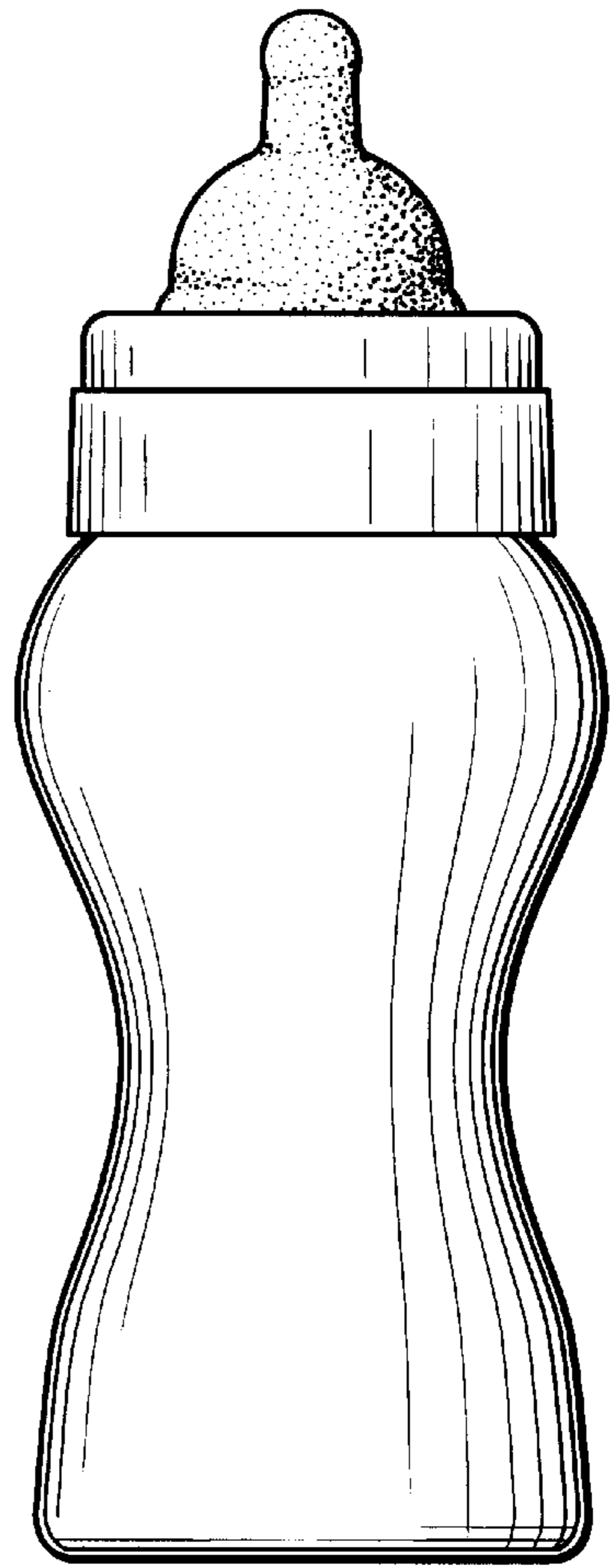


FIG. 5

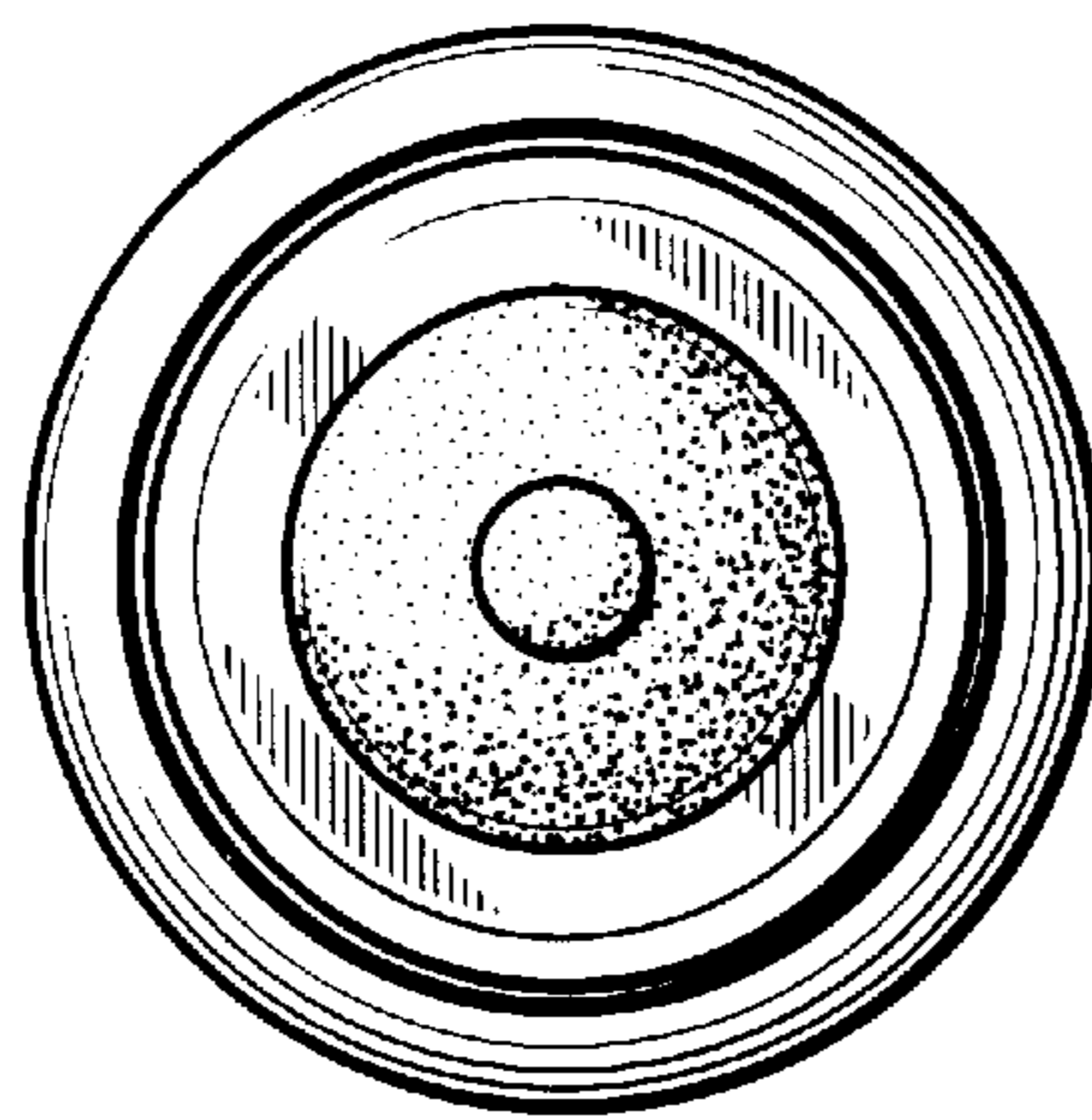


FIG. 6