



US00D470591S

(12) **United States Design Patent**
Fulbrook

(10) **Patent No.:** **US D470,591 S**

(45) **Date of Patent:** **** Feb. 18, 2003**

(54) **ACUITY AND DISTANCE ESTIMATION
PANEL TRAINING (ADEPT) KIT**

Primary Examiner—Antoine Duval Davis
(74) *Attorney, Agent, or Firm*—Express Search, Inc.

(75) **Inventor:** **Jim E. Fulbrook**, Alexandria, VA (US)

(57) **CLAIM**

(73) **Assignee:** **DCS Corporation**, Alexandria, VA (US)

The ornamental design for an acuity and distance estimation panel training (ADEPT) kit, as shown and described.

(**) **Term:** **14 Years**

DESCRIPTION

(21) **Appl. No.:** **29/161,120**

The ADEPT kit is composed of several training panels. FIG. 1 is a front view of the acuity panel showing my original design.

(22) **Filed:** **May 24, 2002**

FIG. 2 is a side view of the panel shown in FIG. 1.

(51) **LOC (7) Cl.** **24-01**

FIG. 3 is a bottom view of the panel shown in FIG. 1.

(52) **U.S. Cl.** **D24/172; D10/64; D10/70**

FIG. 4 is a front view of the panel for checking weapon zero adjustments.

(58) **Field of Search** **D10/64, 65, 70; D24/140, 172; 351/239-244**

FIG. 5 is a side view of the panel shown in FIG. 4.

(56) **References Cited**

FIG. 6 is a bottom view of the panel shown in FIG. 4.

U.S. PATENT DOCUMENTS

FIG. 7 is a front view of the generic distance estimation panel.

4,615,594 A * 10/1986 Task 351/239

FIG. 8 is a side view of the panel shown in FIG. 7; and,

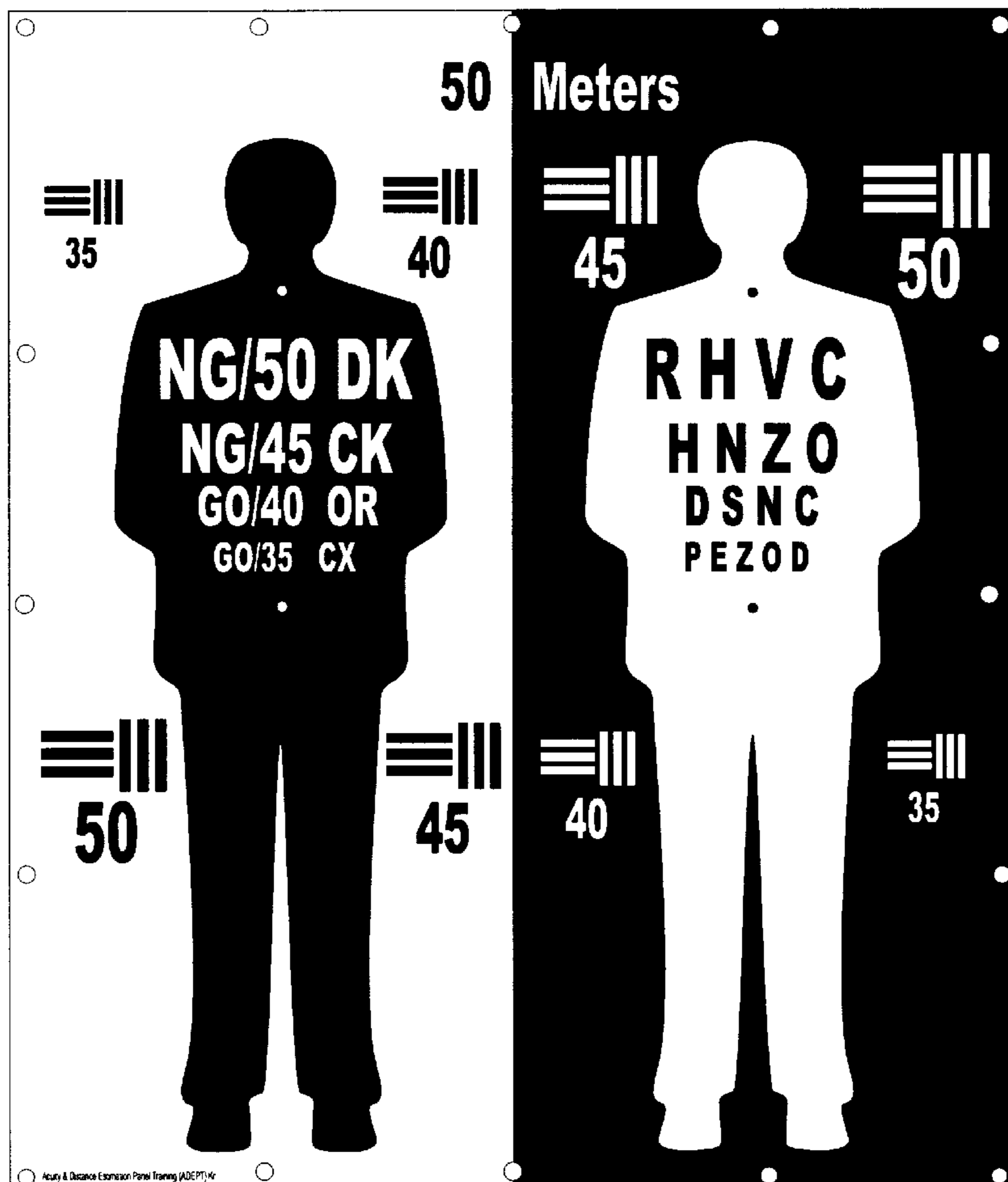
D370,259 S * 5/1996 Telch D24/172

FIG. 9 is a bottom view of the panel shown in FIG. 7.

D377,528 S * 1/1997 Telch D24/172

* cited by examiner

1 Claim, 3 Drawing Sheets



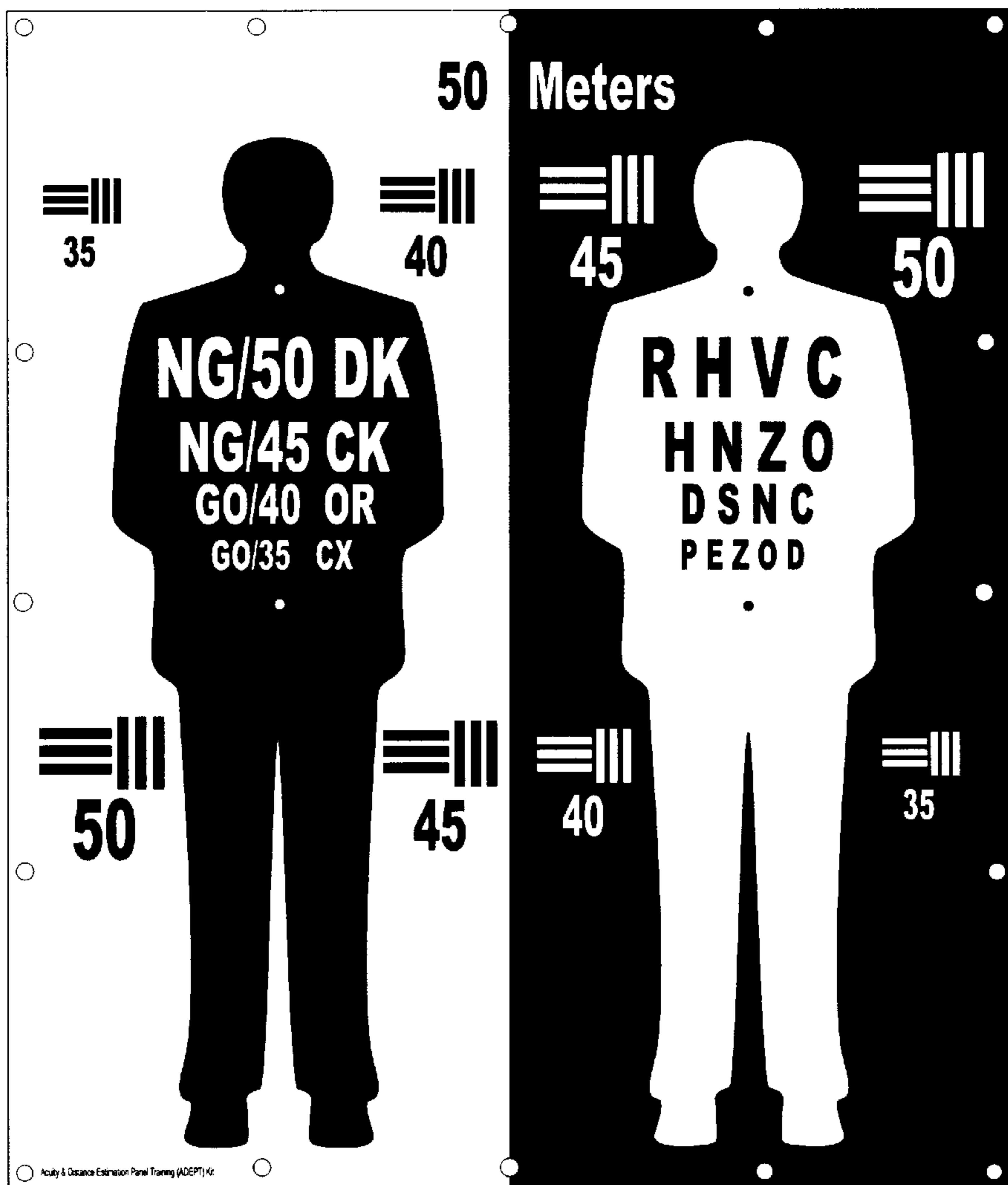


FIG. 1

FIG. 2



FIG. 3




FIG. 4

FIG. 5



FIG. 6




FIG. 7

FIG. 8

FIG. 9