



US00D470581S

(12) **United States Design Patent**
Hoernig

(10) **Patent No.:** **US D470,581 S**

(45) **Date of Patent:** **** Feb. 18, 2003**

(54) **GRAB BAR**

(75) Inventor: **Victor Hoernig**, Lowell, IN (US)

(73) Assignee: **Bath Unlimited, Inc.**, Fort Mill, SC (US)

(**) Term: **14 Years**

(21) Appl. No.: **29/147,485**

(22) Filed: **Aug. 29, 2001**

(51) **LOC (7) Cl.** **23-02**

(52) **U.S. Cl.** **D23/304**

(58) **Field of Search** D23/270, 273,
D23/275, 280.2, 283, 303, 304, 305; 4/546,
559, 571.1, 576.1, 577.1, 597, 611-612;
D6/546, 549, 550; 248/125.1; 285/33, 119

(56) **References Cited**

U.S. PATENT DOCUMENTS

2,067,591	A	*	1/1937	Balmer	4/576.1
D128,830	S	*	8/1941	Sanford	D6/549
D129,365	S	*	9/1941	Sanford	D6/549
3,098,240	A	*	7/1963	Fleener	4/576.1
D293,989	S	*	2/1988	Tegner	D6/550
D371,829	S	*	7/1996	Greger et al.	D23/304
D453,435	S	*	2/2002	Hoernig	D6/546
D453,438	S	*	2/2002	Hoernig	D6/549

OTHER PUBLICATIONS

Wall grab bar system, model 440 right hand mounting and model 440 corner mounting; Frohock Stewart Inc., Northboro, MA.*

Grab bar applications: side bar with outrigging and horizontal two-wall compartment bar, Bobrick Washroom Equipment, Inc., Hollywood, CA, Jan. 1991.*

Residential grab bars, AmerTek Sales, Inc., Walnut CA.*

* cited by examiner

Primary Examiner—Louis S. Zarfes

Assistant Examiner—Robert A. Delehanty

(74) *Attorney, Agent, or Firm*—Edgar A. Zarins; Lloyd D. Doigan

(57) **CLAIM**

The ornamental design for a grab bar, as shown and described.

DESCRIPTION

FIG. 1 is a perspective view of a grab bar showing my new design;

FIG. 2 is a front elevational view thereof;

FIG. 3 is a right side view thereof;

FIG. 4 is a left side view thereof;

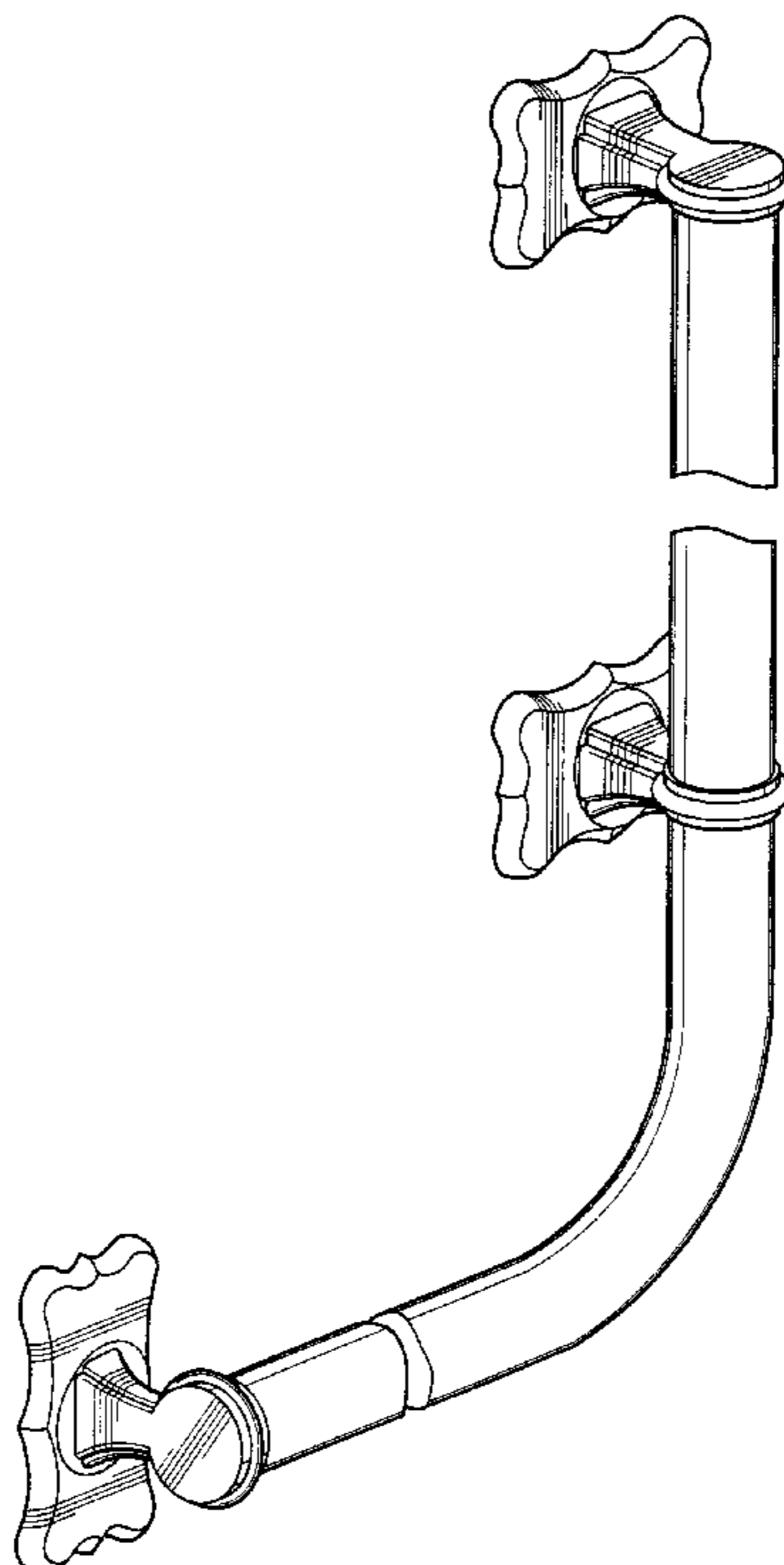
FIG. 5 is a rear elevational view thereof;

FIG. 6 is a top plan view thereof; and,

FIG. 7 is a bottom plan view thereof.

The grab bar is shown broken away throughout the drawing views to indicate indeterminate length.

1 Claim, 3 Drawing Sheets



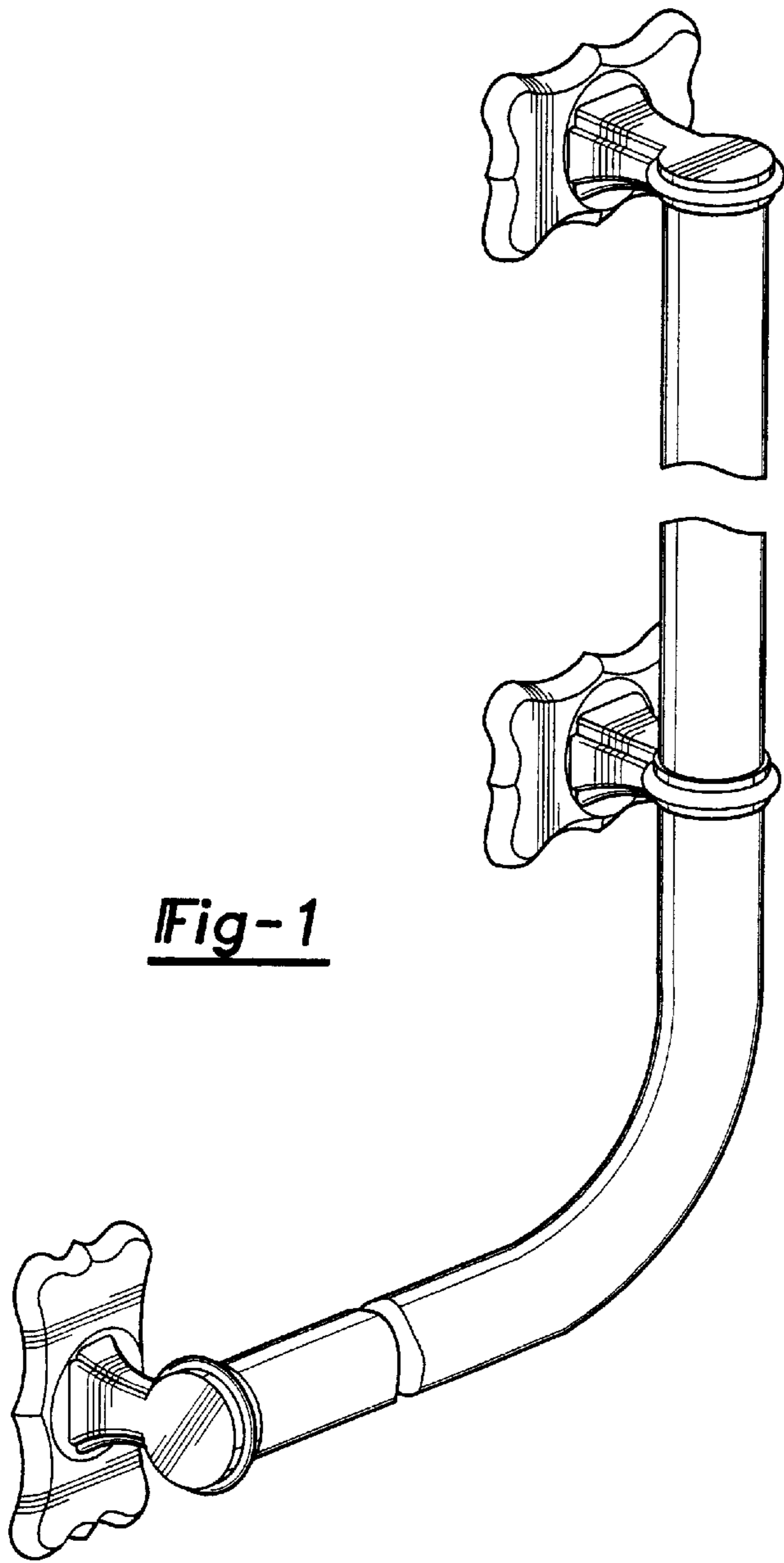


Fig-1




Fig-2

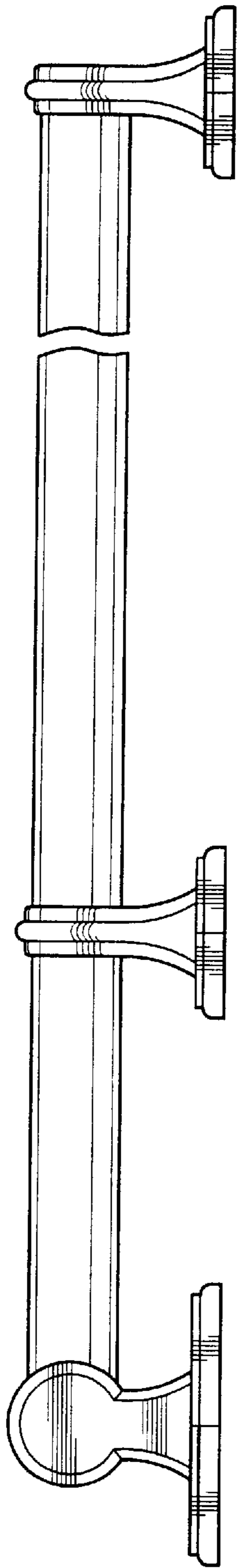


Fig-3

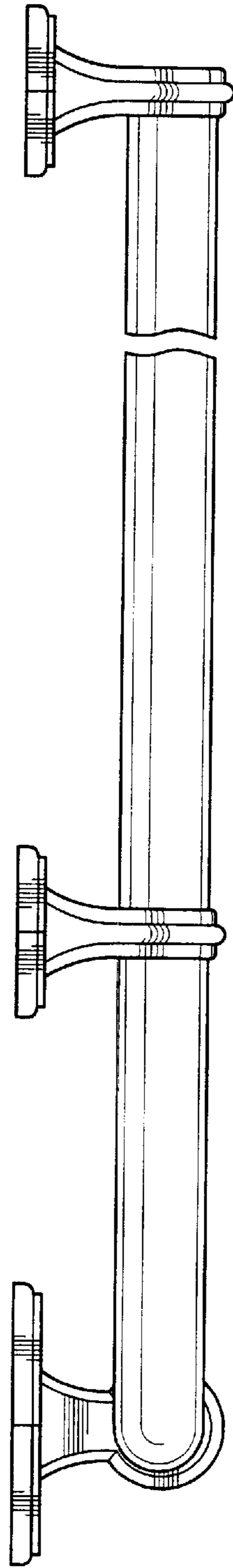


Fig-4

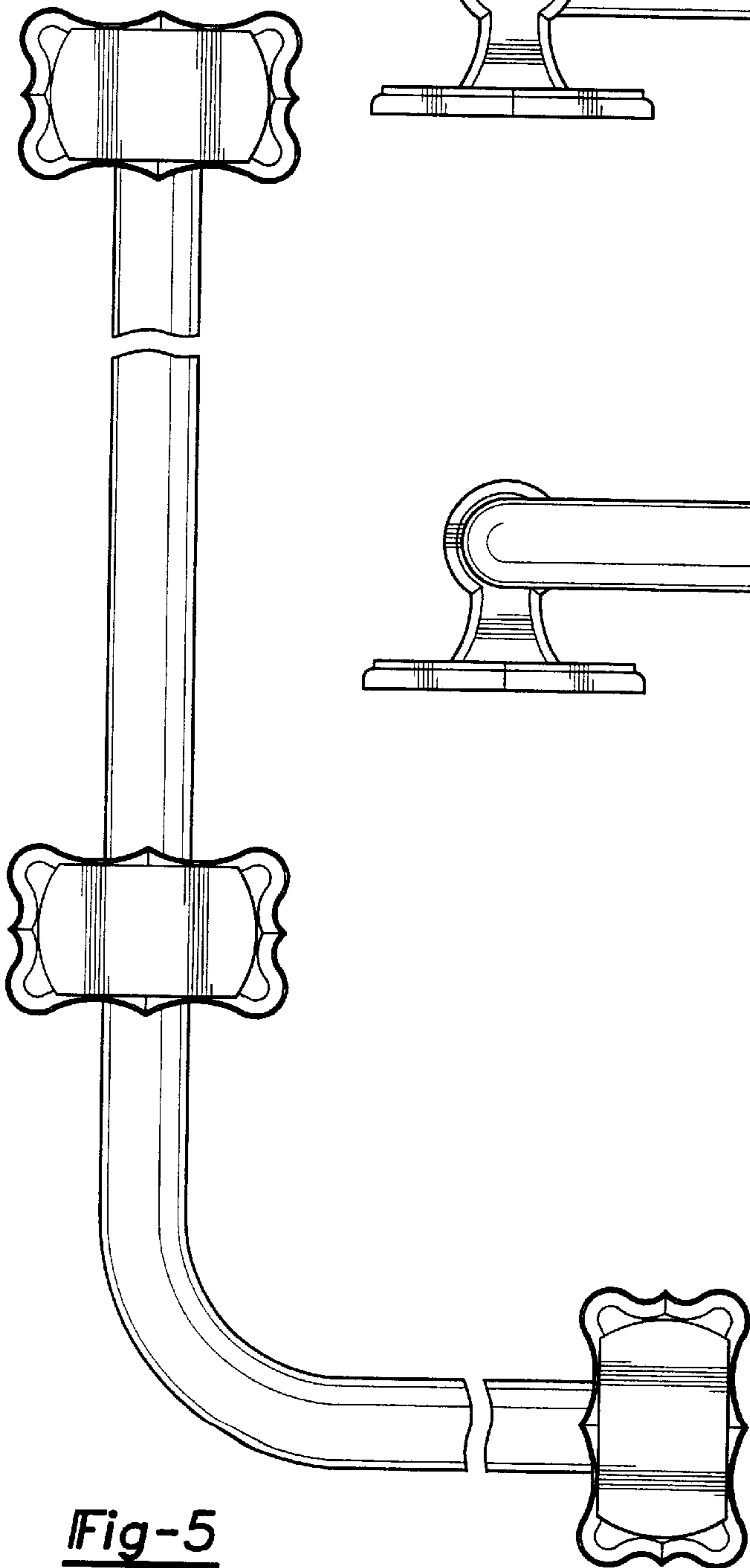


Fig-5

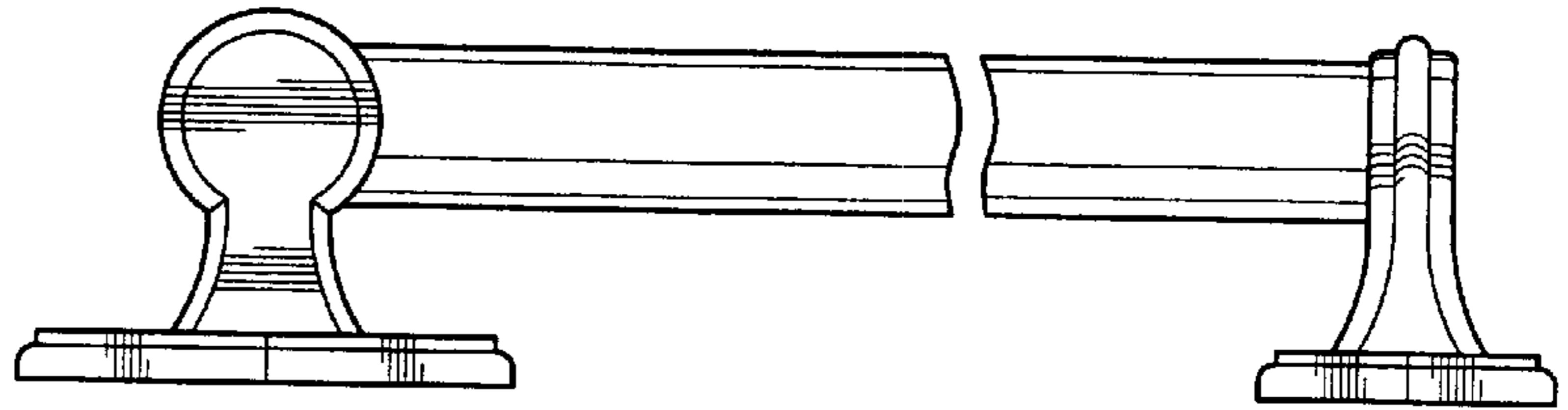


Fig-6

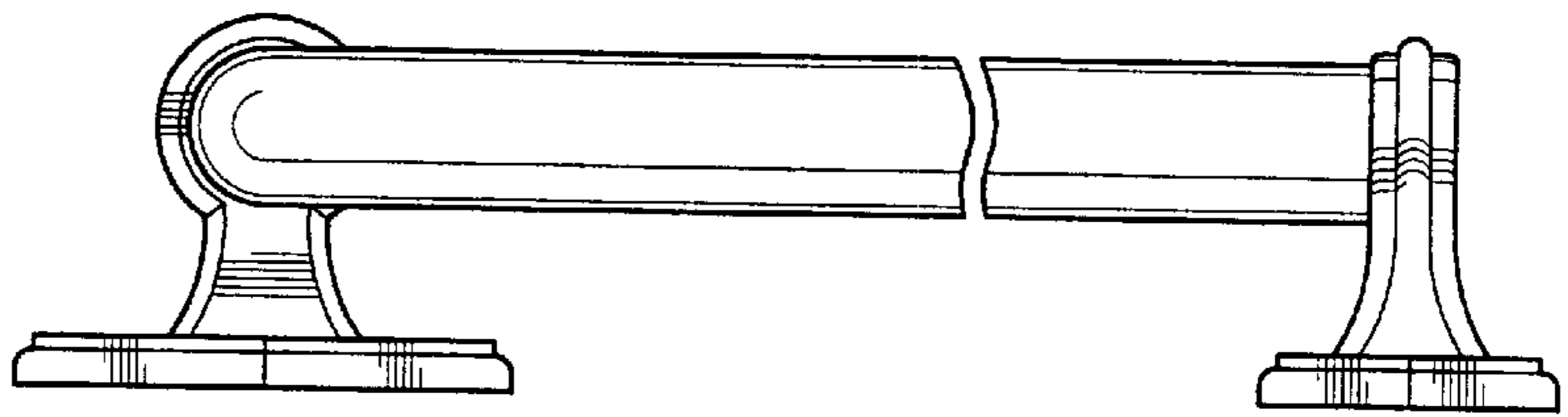


Fig-7