



US00D470576S

(12) **United States Design Patent**
Marshall

(10) **Patent No.:** **US D470,576 S**

(45) **Date of Patent:** **** Feb. 18, 2003**

(54) **GRIP FOR A SANITARY FAUCET**

(75) Inventor: **Chris Marshall**, Cumming, GA (US)

(73) Assignee: **Hansgrohe AG**, Schiltach (DE)

(**) Term: **14 Years**

(21) Appl. No.: **29/158,424**

(22) Filed: **Apr. 4, 2002**

(51) **LOC (7) Cl.** **23-01**

(52) **U.S. Cl.** **D23/254; D23/252**

(58) **Field of Search** **D23/238-243,**
D23/250-257; 4/675-678; 137/801; D8/300-310,
350, 354; 16/110 R-121

(56) **References Cited**

U.S. PATENT DOCUMENTS

D99,251 S	*	4/1936	Tjaarda	D8/308
D119,823 S	*	4/1940	Stevens	D8/308
D318,717 S	*	7/1991	Spangler	D23/252
D327,532 S	*	6/1992	Ko	D23/252
D357,305 S	*	4/1995	Fabian	D23/252
D365,384 S	*	12/1995	Robbins	D23/252
D409,288 S	*	5/1999	Hyde	D23/250
D420,106 S	*	2/2000	Green	D23/254

D442,264 S	*	5/2001	Mullenmeister	D23/252
D460,534 S	*	7/2002	Hanna et al.	D23/252
D460,808 S	*	7/2002	Otero et al.	D23/252

OTHER PUBLICATIONS

2000 Moen Price Catalog, pp. 40-41, 44-45 (1999).
Catalog, Bäder 2001, 6 pages (2000).
Product Portfolio, Price Pfister, 6 pages (1999).

* cited by examiner

Primary Examiner—Louis S. Zarfes

Assistant Examiner—Gregory Andoll

(74) *Attorney, Agent, or Firm*—Duane Morris LLP

(57) **CLAIM**

The ornamental design for a grip for a sanitary faucet, as shown and described.

DESCRIPTION

FIG. 1: is a side perspective view of a grip for a sanitary faucet showing my new design;



FIG. 2: is a side elevation view thereof;

FIG. 3: is the opposite side elevation view thereof;

FIG. 4: is a front elevation view thereof; and,

FIG. 5: is a rear elevation view thereof.

1 Claim, 3 Drawing Sheets






FIG. 1

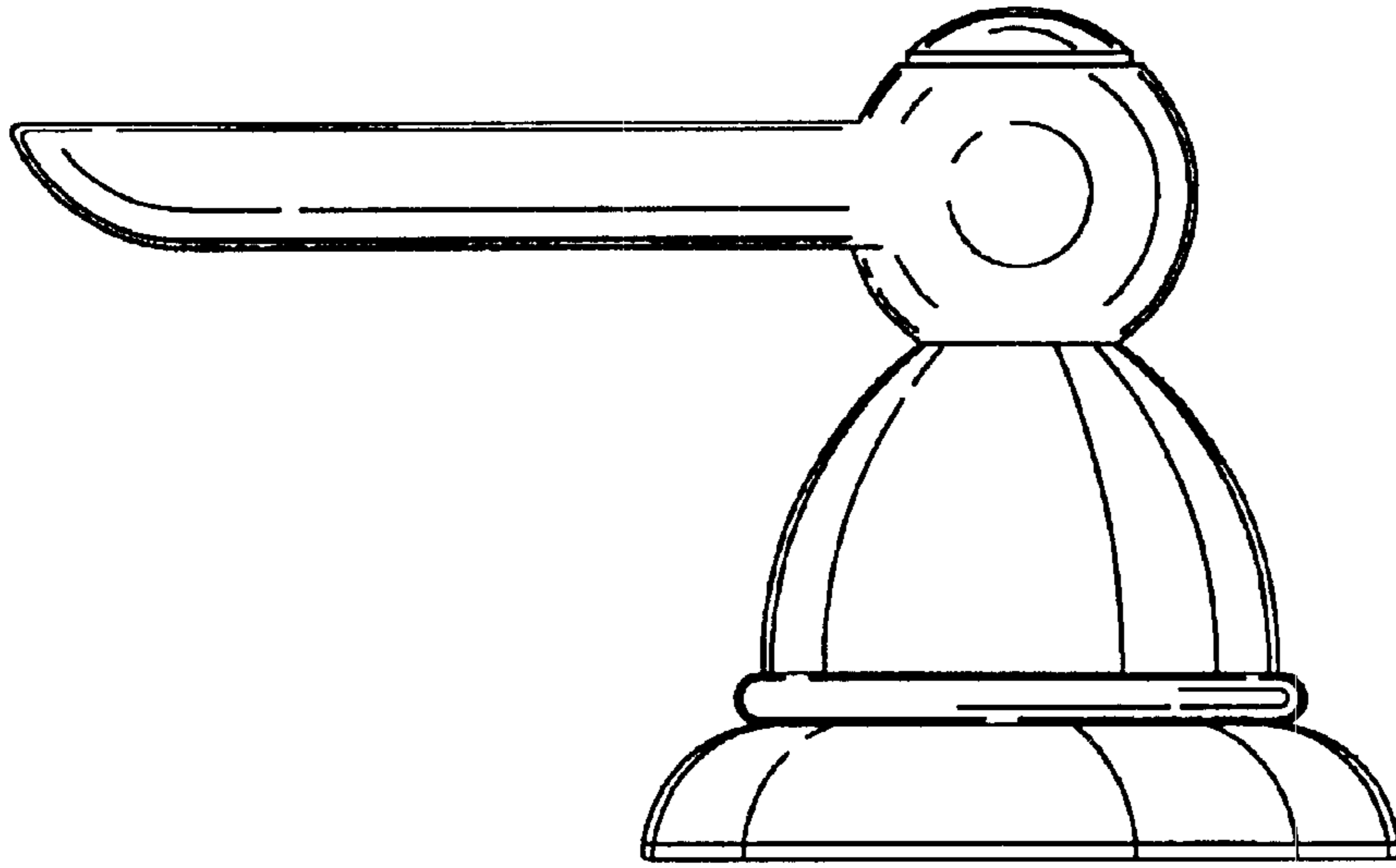


FIG. 2




FIG. 3




FIG. 4

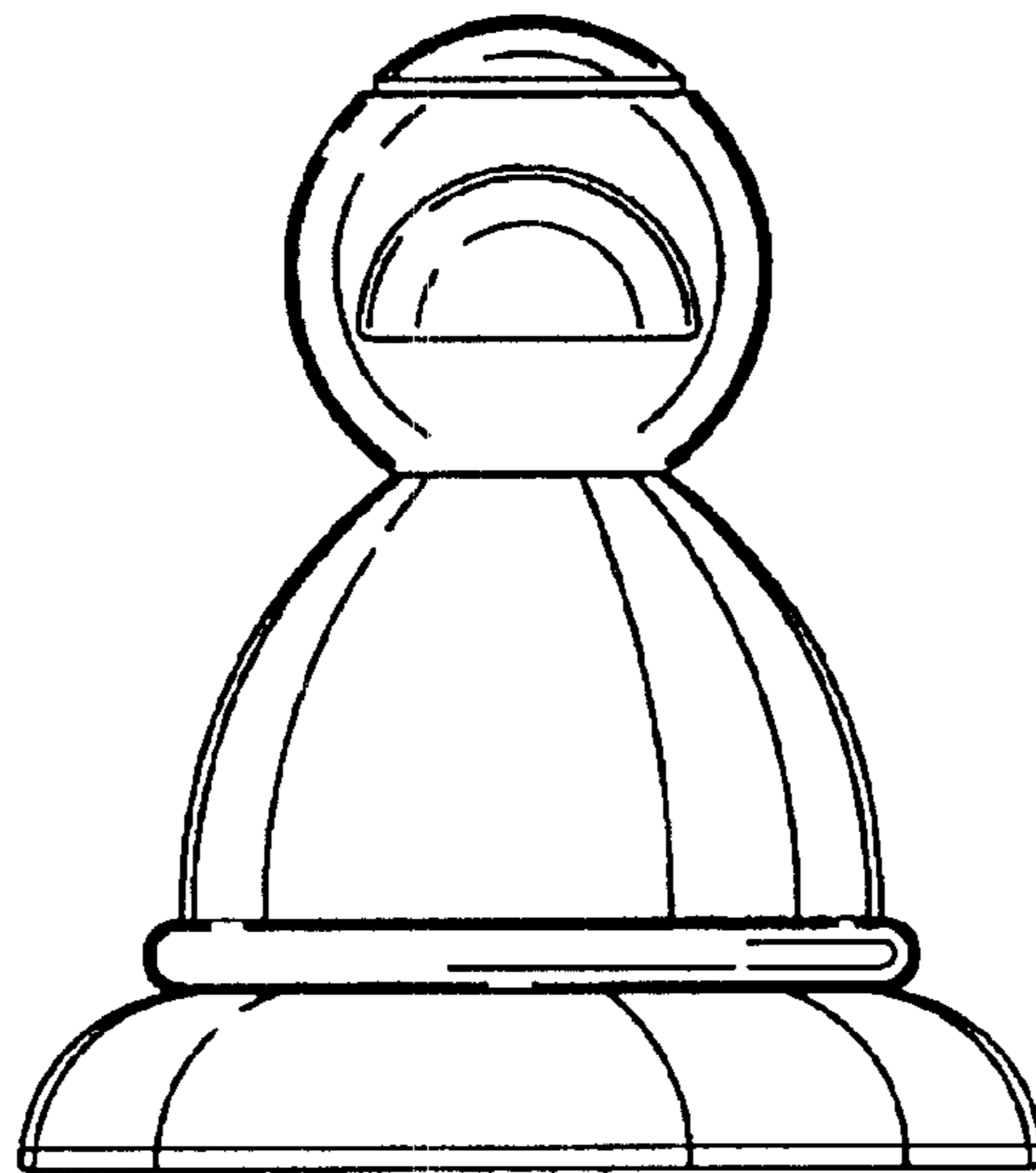


FIG. 5