



US00D470573S

(12) **United States Design Patent**  
**Marshall**

(10) **Patent No.: US D470,573 S**

(45) **Date of Patent: \*\* \*Feb. 18, 2003**

(54) **GRIP FOR A SANITARY FAUCET**

(75) Inventor: **Chris Marshall**, Cumming, GA (US)

(73) Assignee: **Hansgrohe AG**, Schiltach (DE)

(\* ) Notice: This patent is subject to a terminal disclaimer.

(\*\* ) Term: **14 Years**

(21) Appl. No.: **29/158,420**

(22) Filed: **Apr. 4, 2002**

(51) **LOC (7) Cl. .... 23-01**

(52) **U.S. Cl. .... D23/252**

(58) **Field of Search** ..... D23/238-243,  
D23/250-257; 4/675-678; 137/801; D8/300-310,  
350, 334; 16/110 R-121

(56) **References Cited**

**U.S. PATENT DOCUMENTS**

D99,251 S	*	4/1936	Tjaarda	.....	D8/308
D119,823 S	*	4/1940	Stevens	.....	D8/308
D318,717 S	*	7/1991	Spangler	.....	D23/252
D327,532 S	*	6/1992	Ko	.....	D23/252
D357,305 S	*	4/1995	Fabian	.....	D23/252
D365,384 S	*	12/1995	Robbins	.....	D23/252
D409,288 S	*	5/1999	Hyde	.....	D23/250
D420,106 S	*	2/2000	Green	.....	D23/254

D442,264 S	*	5/2001	Mullenmeister	.....	D23/252
D460,534 S	*	7/2002	Hanna et al.	.....	D23/252
D460,808 S	*	7/2002	Otero et al.	.....	D23/252

**OTHER PUBLICATIONS**

2000 Moen Price Catalog, pp. 40-41, 44-45 (1999).  
Catalog, Bäder 2001, 6 pages (2000).  
Product Portfolio, Price Pfister, 6 pages (1999).

\* cited by examiner

*Primary Examiner*—Louis S. Zarfaz

*Assistant Examiner*—Gregory Andoll

(74) *Attorney, Agent, or Firm*—Duane Morris LLP



(57) **CLAIM**

The ornamental design for a grip for a sanitary faucet, as shown and described.

**DESCRIPTION**

FIG. 1: is a side perspective view of a grip for a sanitary faucet showing my new design;  
FIG. 2: is a front elevation view thereof;  
FIG. 3: is a top plan view thereof;  
FIG. 4: is a side elevation view thereof, the opposite side being a mirror image;  
FIG. 5: is a bottom plan view thereof; and,  
FIG. 6: is a rear elevation view thereof.

**1 Claim, 1 Drawing Sheet**



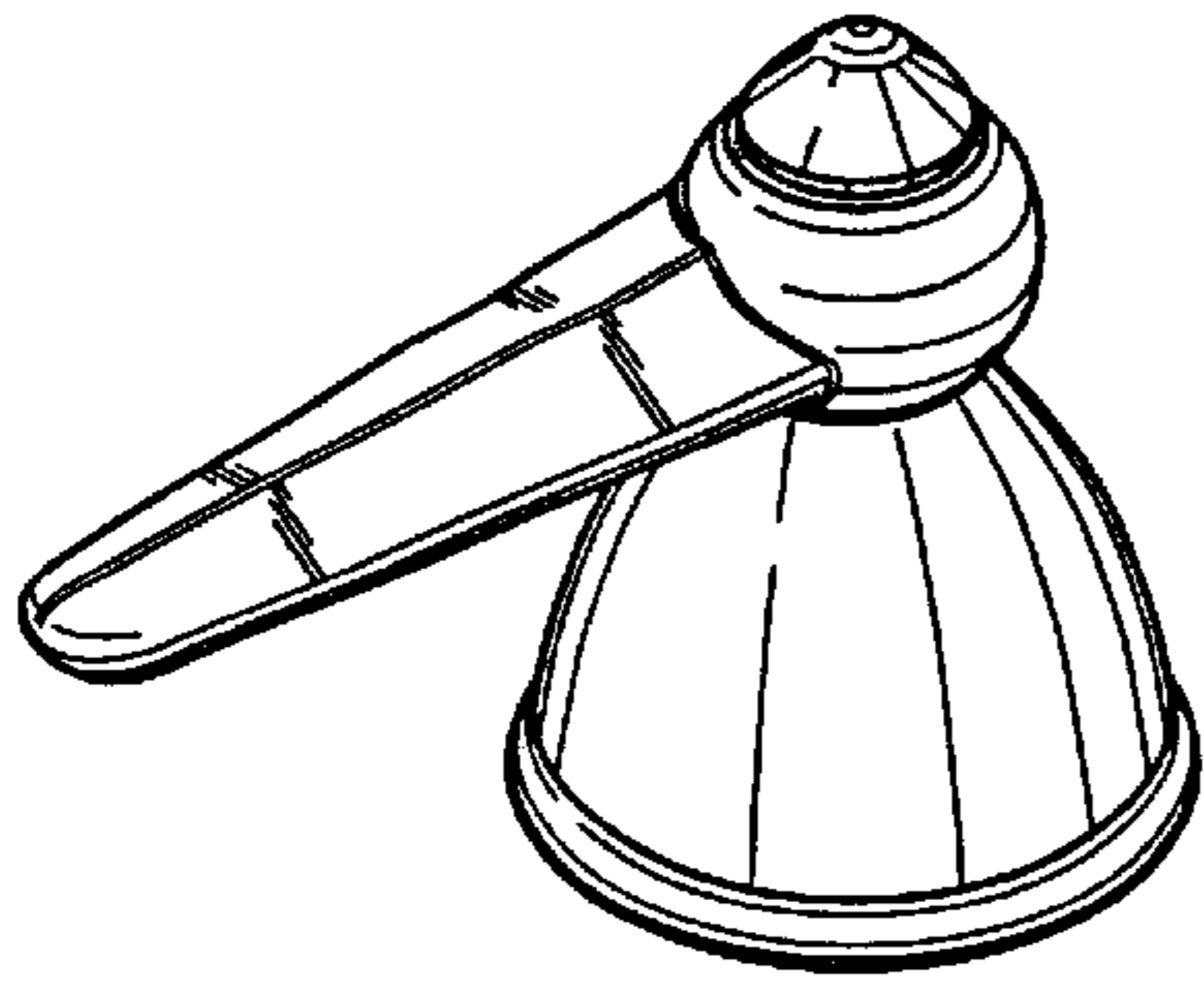


FIG.1

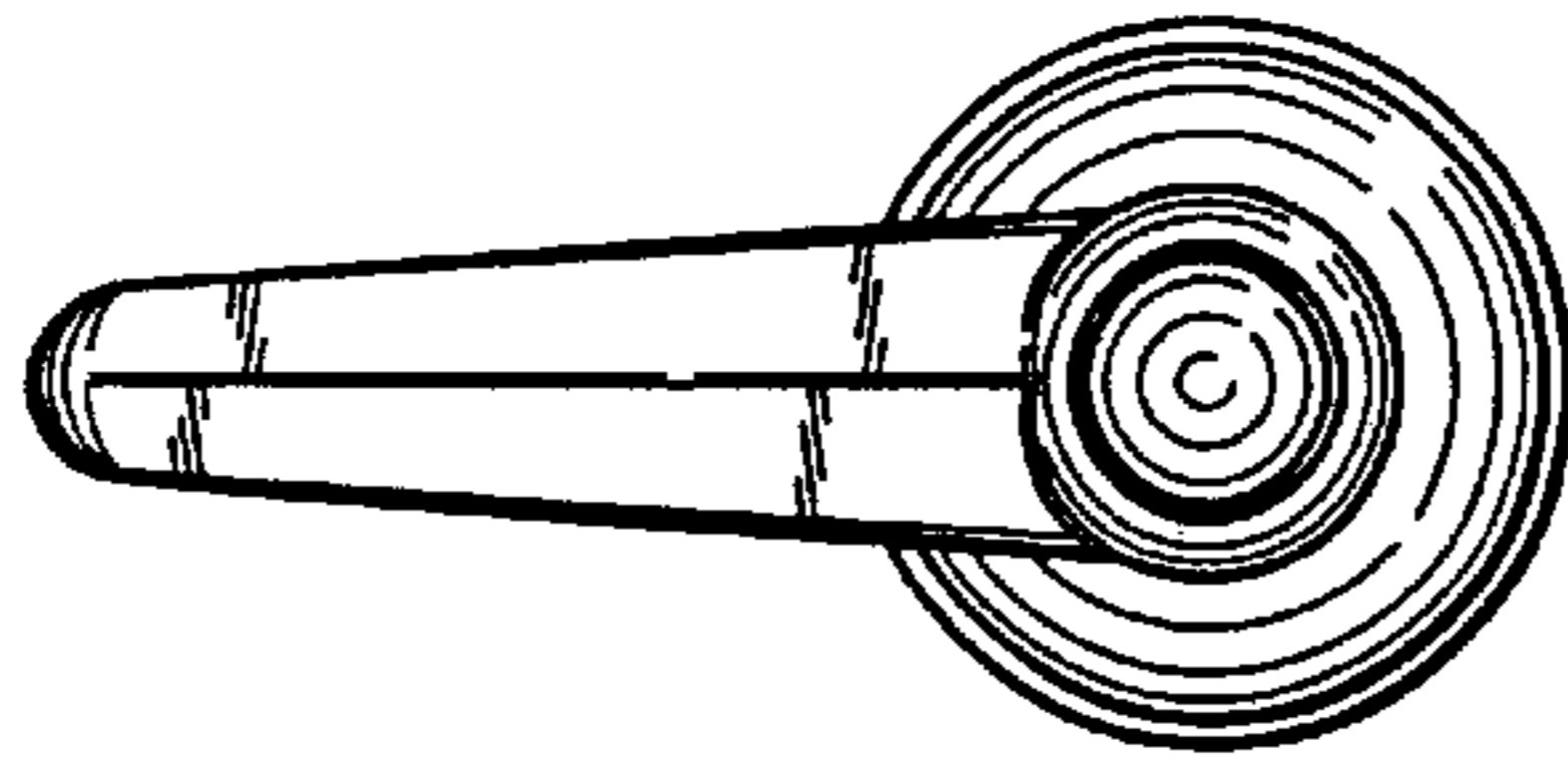


FIG.3




FIG.2




FIG.4

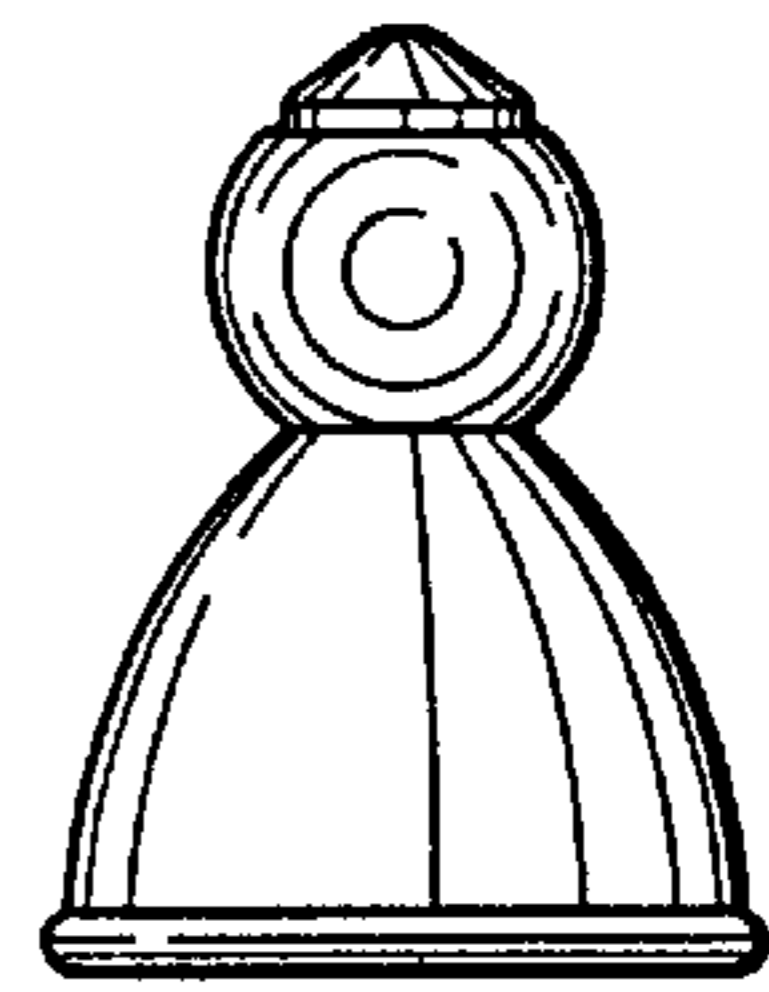


FIG.6

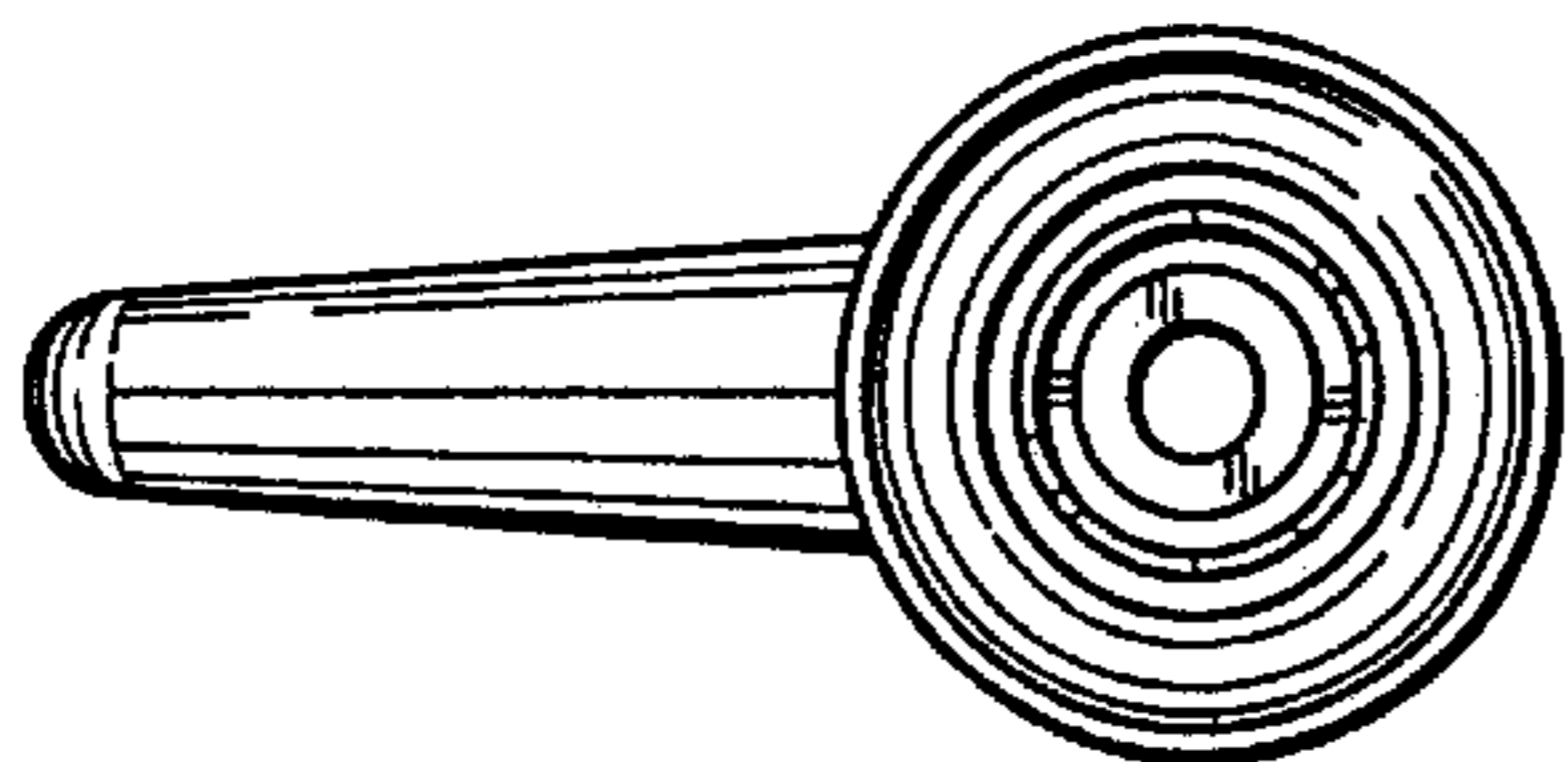


FIG.5