



US00D470539S

(12) **United States Design Patent**
Seelig et al.

(10) **Patent No.:** **US D470,539 S**

(45) **Date of Patent:** **** Feb. 18, 2003**

(54) **GAMING DEVICE DISPLAY**

D441,030 S * 4/2001 Seelig et al. D21/370
D443,314 S * 6/2001 Seelig et al. D21/370

(75) Inventors: **Jerald C. Seelig**, Absecon, NJ (US);
Lawrence M. Henshaw, Hammonton,
NJ (US)

* cited by examiner

(73) Assignee: **Atlantic City Coin & Slot Company
Inc.**, Pleasantville, NJ (US)

Primary Examiner—Sandra L. Morris
(74) *Attorney, Agent, or Firm*—Ian F. Burns & Associates;
Rolando J. Tong

(**) Term: **14 Years**

(57) **CLAIM**

(21) Appl. No.: **29/159,689**

The ornamental design for a gaming device display, as shown and described.

(22) Filed: **Apr. 24, 2002**

DESCRIPTION

(51) **LOC (7) Cl.** **21-03**

(52) **U.S. Cl.** **D21/385; D21/370**

(58) **Field of Search** D21/369–371,
D21/375, 385; 273/274; 463/17, 20, 46,
47

FIG. 1 is a front elevational view of the gaming device display.

FIG. 2 is a top view of the gaming device display.

FIG. 3 is a right side view of the gaming device display; and,
FIG. 4 is a left side view of the gaming device display.

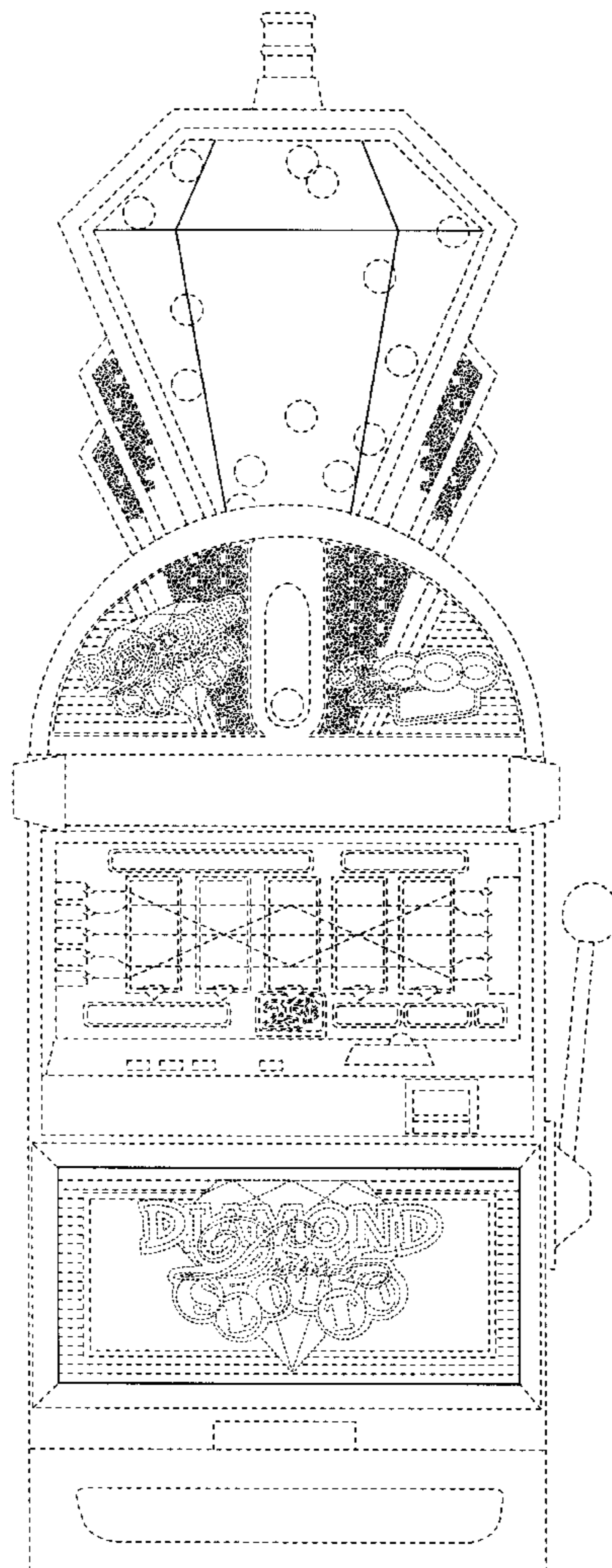
Broken lines illustrate features or environmental components that are not part of the design sought to be patented.

(56) **References Cited**

U.S. PATENT DOCUMENTS

D431,843 S * 10/2000 Seelig et al. D21/385

1 Claim, 3 Drawing Sheets



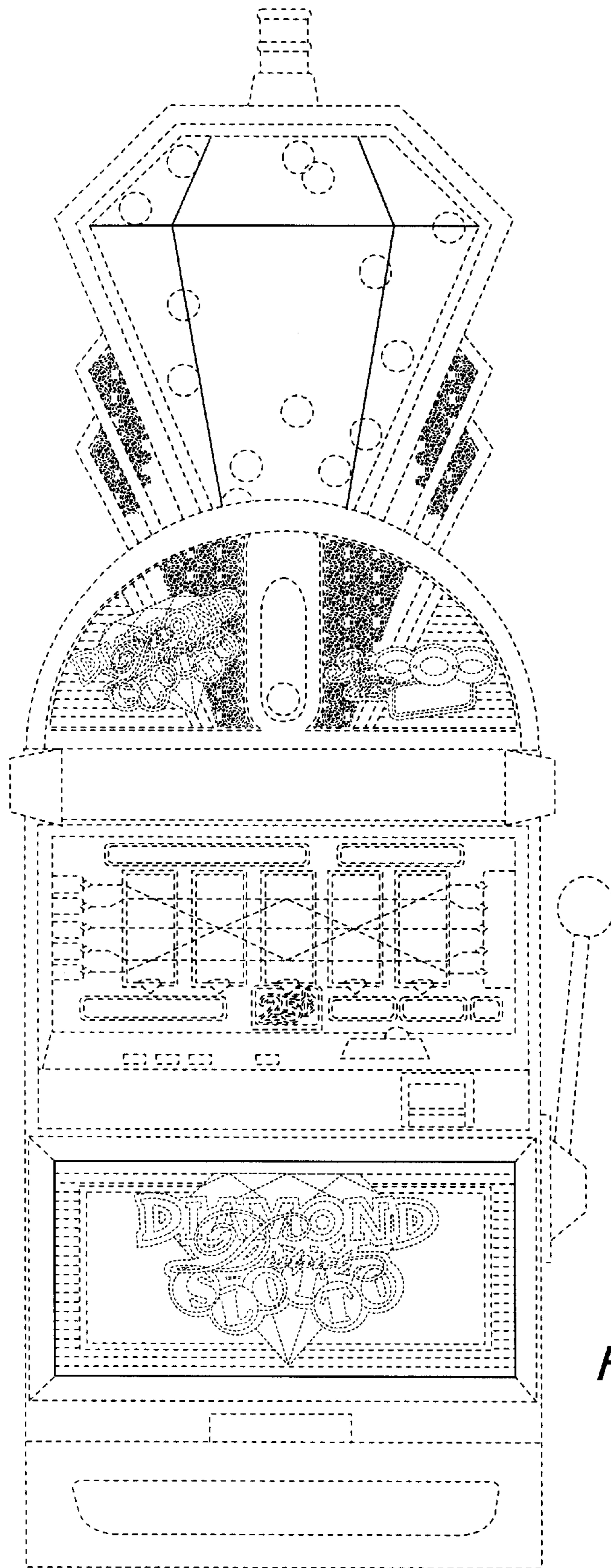


FIG. 1.

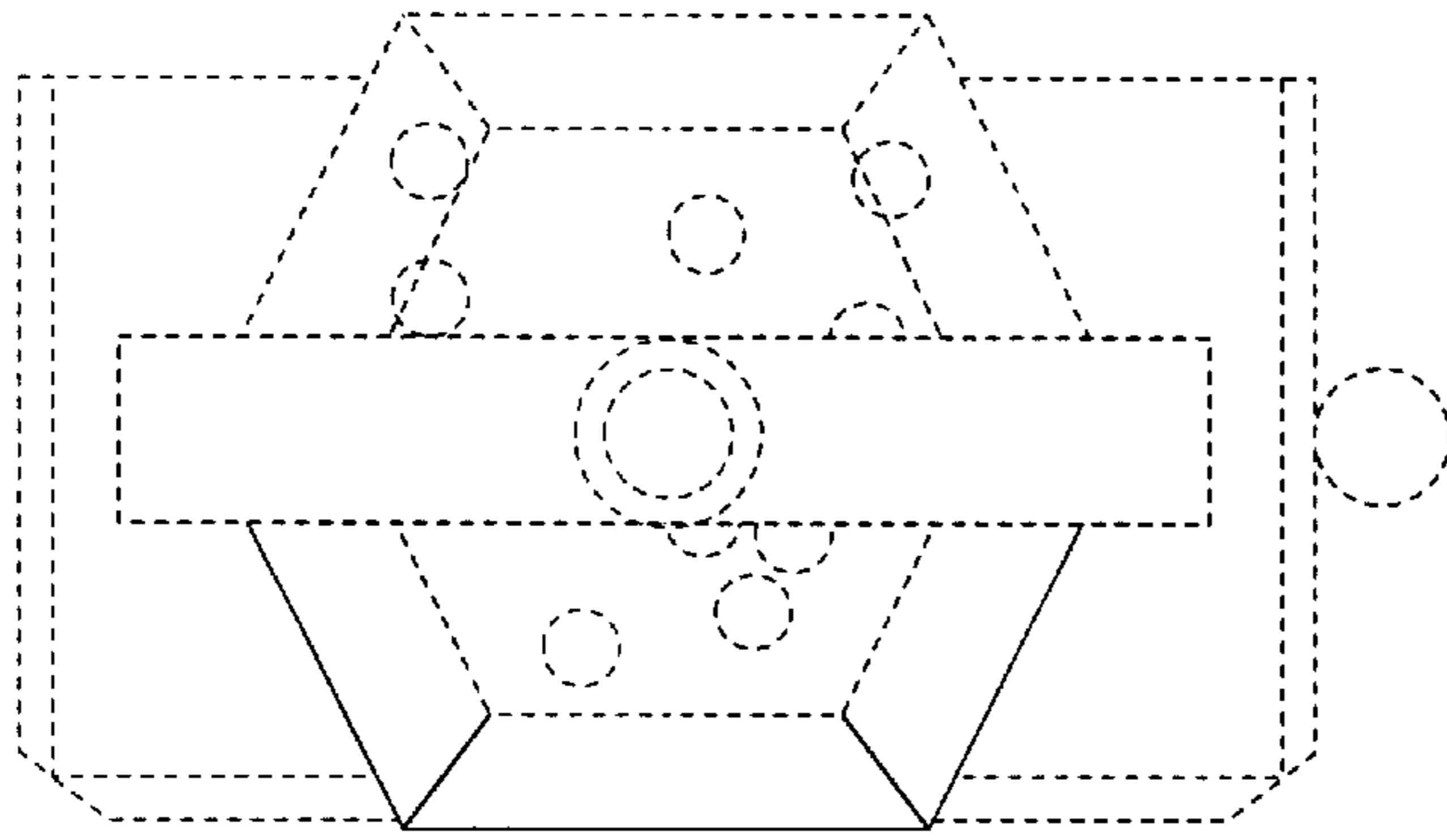


FIG. 2.

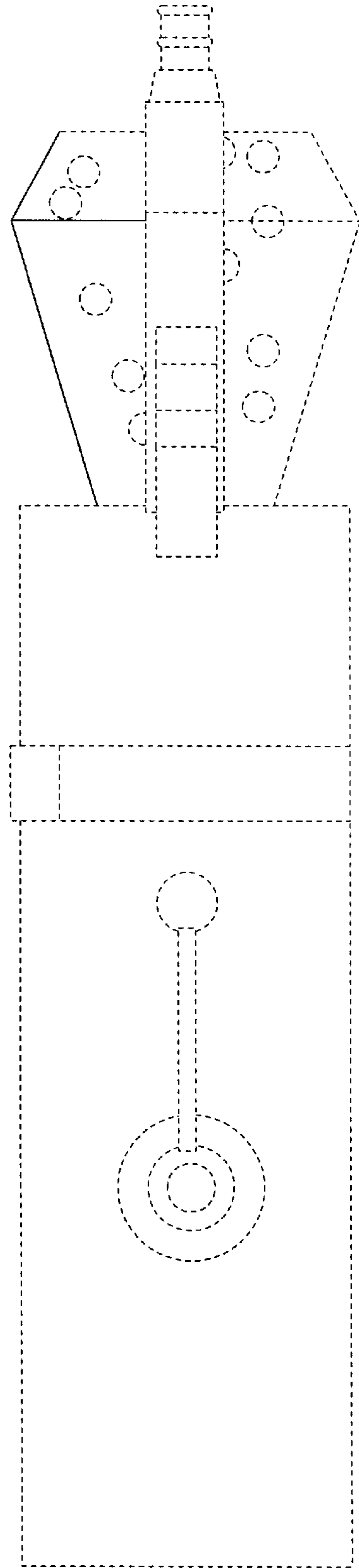


FIG. 3.




FIG. 4.