



US00D470536S

(12) **United States Design Patent**  
**Soga**

(10) **Patent No.:** **US D470,536 S**

(45) **Date of Patent:** **\*\* Feb. 18, 2003**

(54) **ELECTRONIC DEVICE COVER**

**FOREIGN PATENT DOCUMENTS**

(75) **Inventor:** **Kiyoshi Soga, Shizuoka (JP)**  
(73) **Assignee:** **Sunseibu Entertainment, Ltd. (JP)**  
(\*\*) **Term:** **14 Years**

JP H03-39091 4/1991  
JP 2525699 1/1992

\* cited by examiner

*Primary Examiner*—Prabhakar Deshmukh  
(74) *Attorney, Agent, or Firm*—Finnegan, Henderson, Farabow, Garrett & Dunner, L.L.P.

(21) **Appl. No.:** **29/148,196**  
(22) **Filed:** **Sep. 18, 2001**

(57) **CLAIM**

(51) **LOC (7) Cl.** ..... **21-01**  
(52) **U.S. Cl.** ..... **D21/333**  
(58) **Field of Search** ..... D21/324-333,  
D21/369, 385; D3/218; 273/148 A, 148 B,  
108, 118 R, 123 R, 454; 463/46, 47, 1,  
16-22, 49; 345/905, 156; D26/24, 26, 51,  
52, 72; 362/97, 98, 101, 21, 217, 109

The ornamental design for an electronic device cover, as shown and described.

**DESCRIPTION**

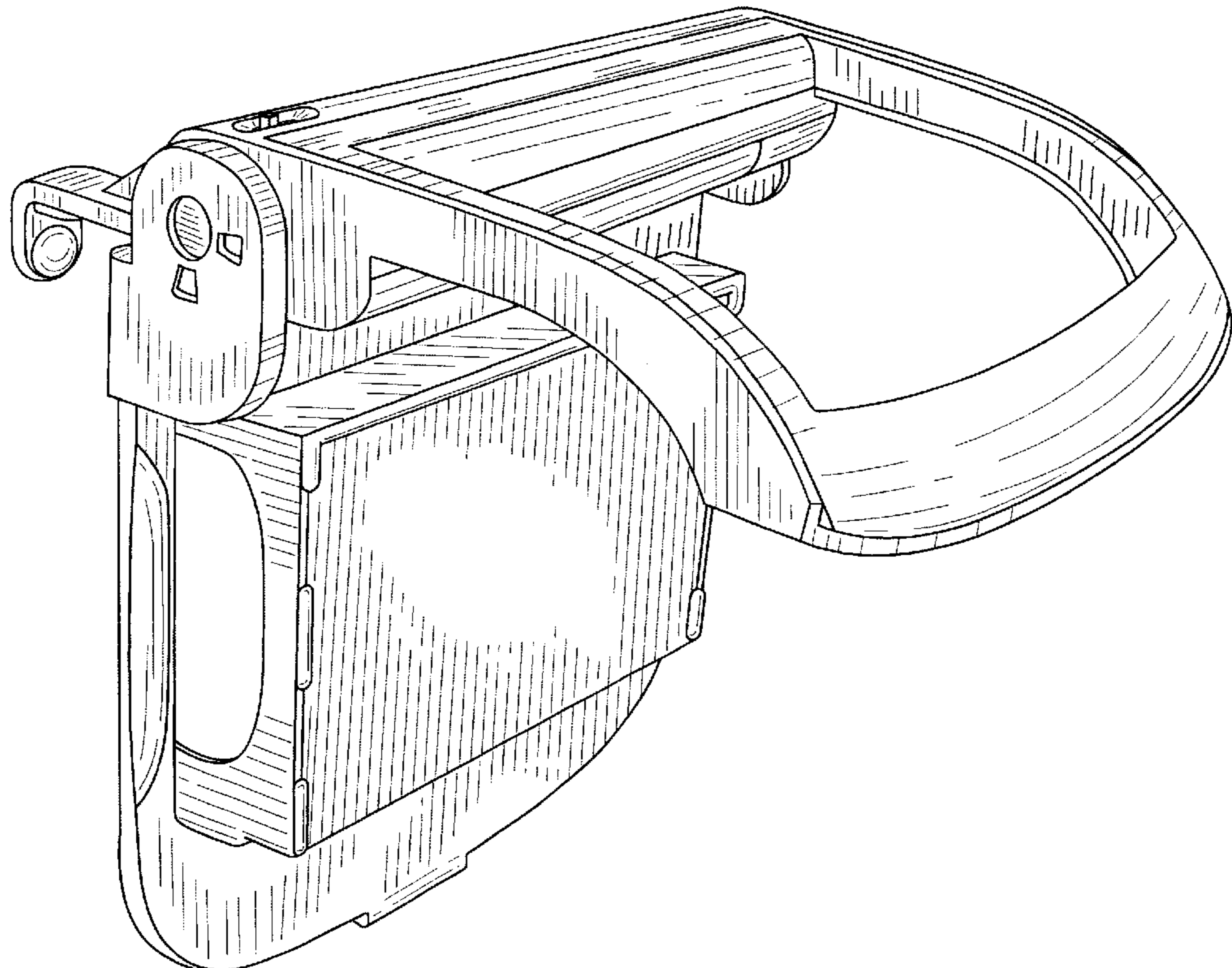
(56) **References Cited**

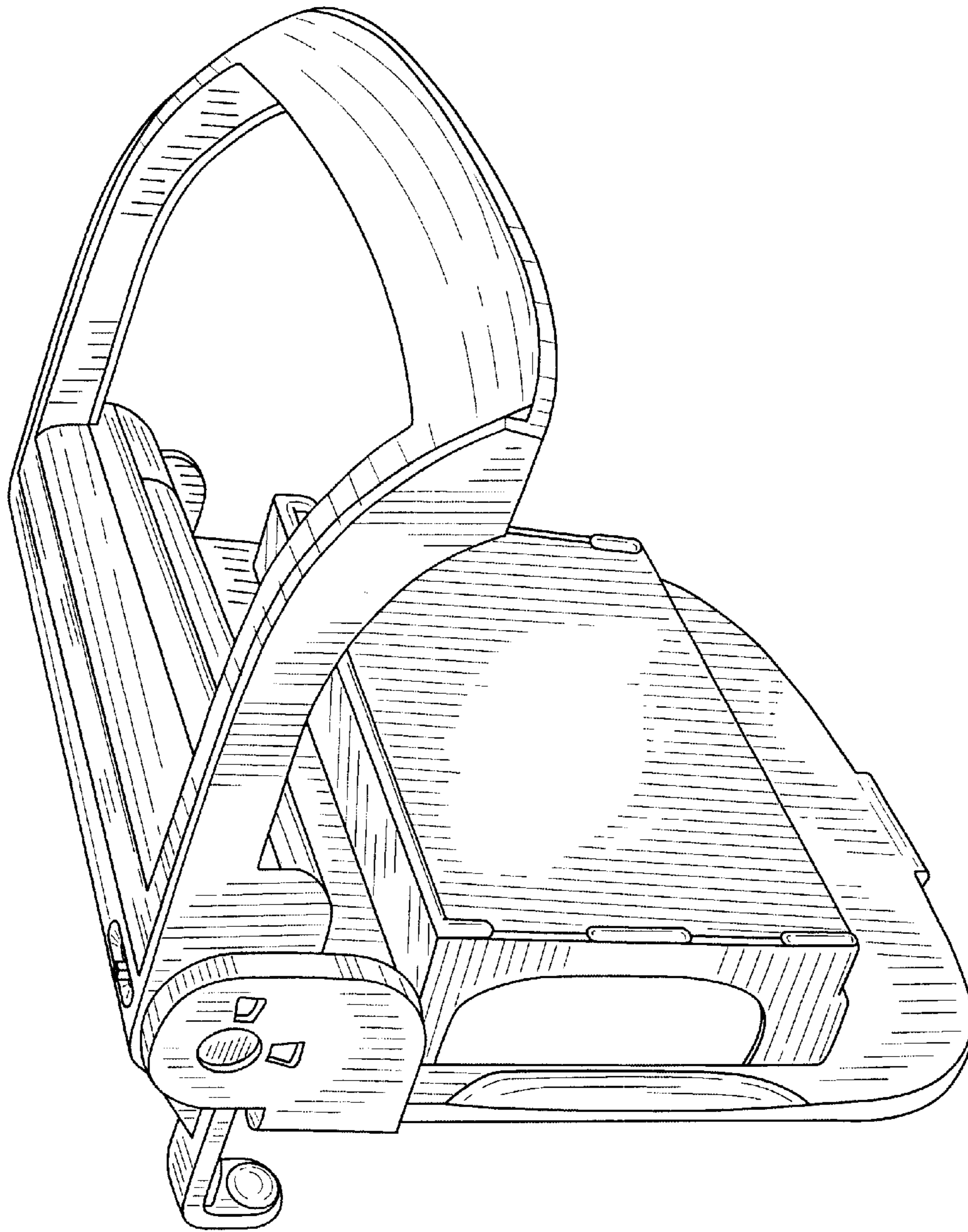
**U.S. PATENT DOCUMENTS**

4,893,222 A \* 1/1990 Mintzer ..... 362/109  
5,091,832 A \* 2/1992 Tortola et al. .... 273/148 B  
5,117,339 A \* 5/1992 Tortola et al. .... 273/148 B  
5,263,209 A \* 11/1993 Pattee ..... 362/101  
5,325,278 A \* 6/1994 Tortola et al. .... 273/148 B  
D416,948 S 11/1999 Soga  
D426,860 S \* 6/2000 Ho ..... D21/333  
D435,871 S \* 1/2001 Yu ..... D21/333  
D439,353 S \* 3/2001 Neiser ..... D21/333  
D448,426 S \* 9/2001 Yu ..... D21/333

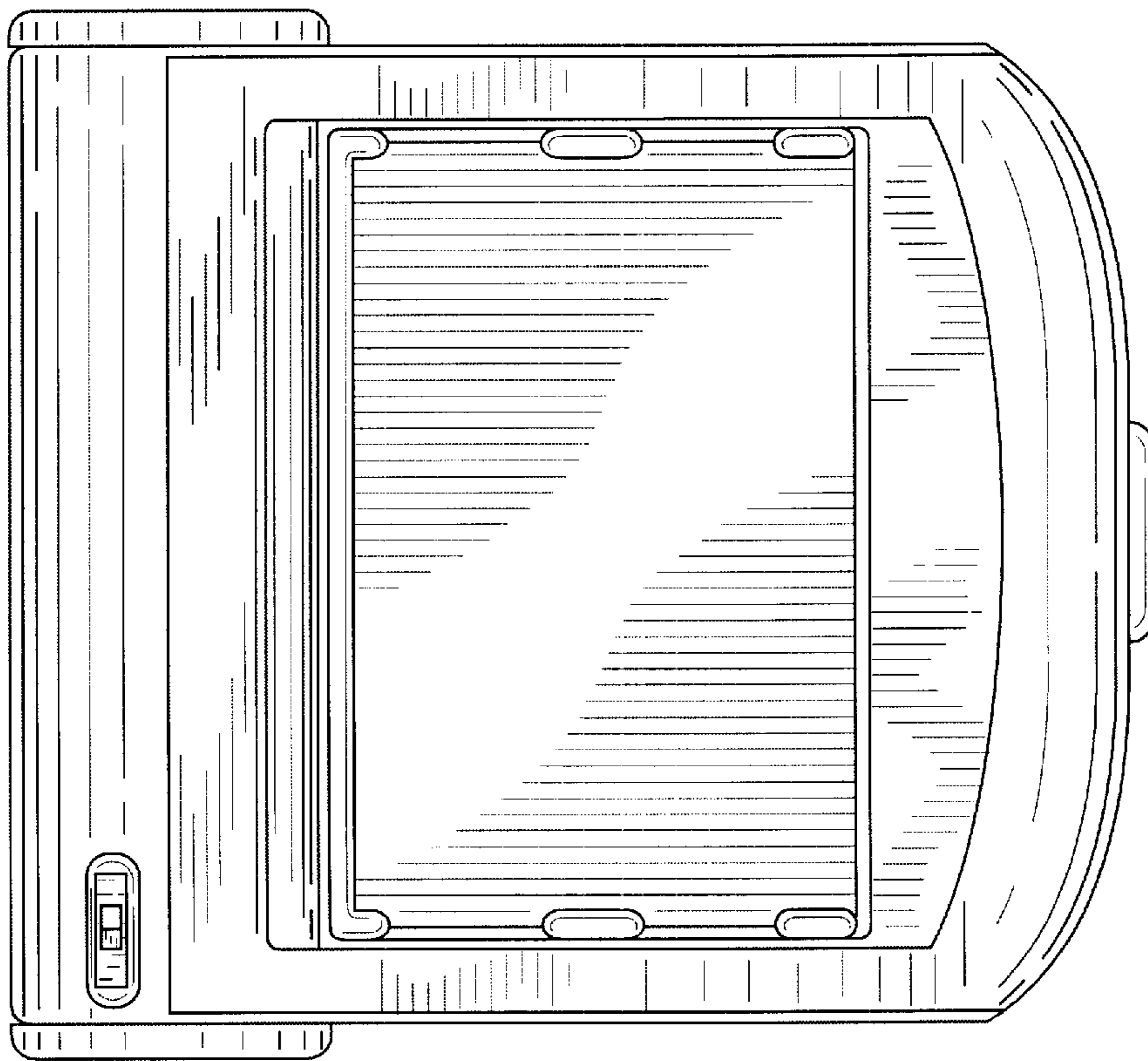
FIG. 1 is a left-side perspective view of an electronic device cover of the design in an opened-out condition;  
FIG. 2 is a front elevational view of the design of FIG. 1 in a closed condition;  
FIG. 3 is a back elevational view of the design of FIG. 1;  
FIG. 4 is a right-side view of the design of FIG. 1 in a closed condition, the left-side view being a mirror image of the right-side view;  
FIG. 5 is a left-side perspective view of the design of FIG. 1 in a closed condition;  
FIG. 6 is a top view of the design of FIG. 1 in a closed condition; and,  
FIG. 7 is a bottom view of the design of FIG. 1 in a closed condition.

**1 Claim, 7 Drawing Sheets**

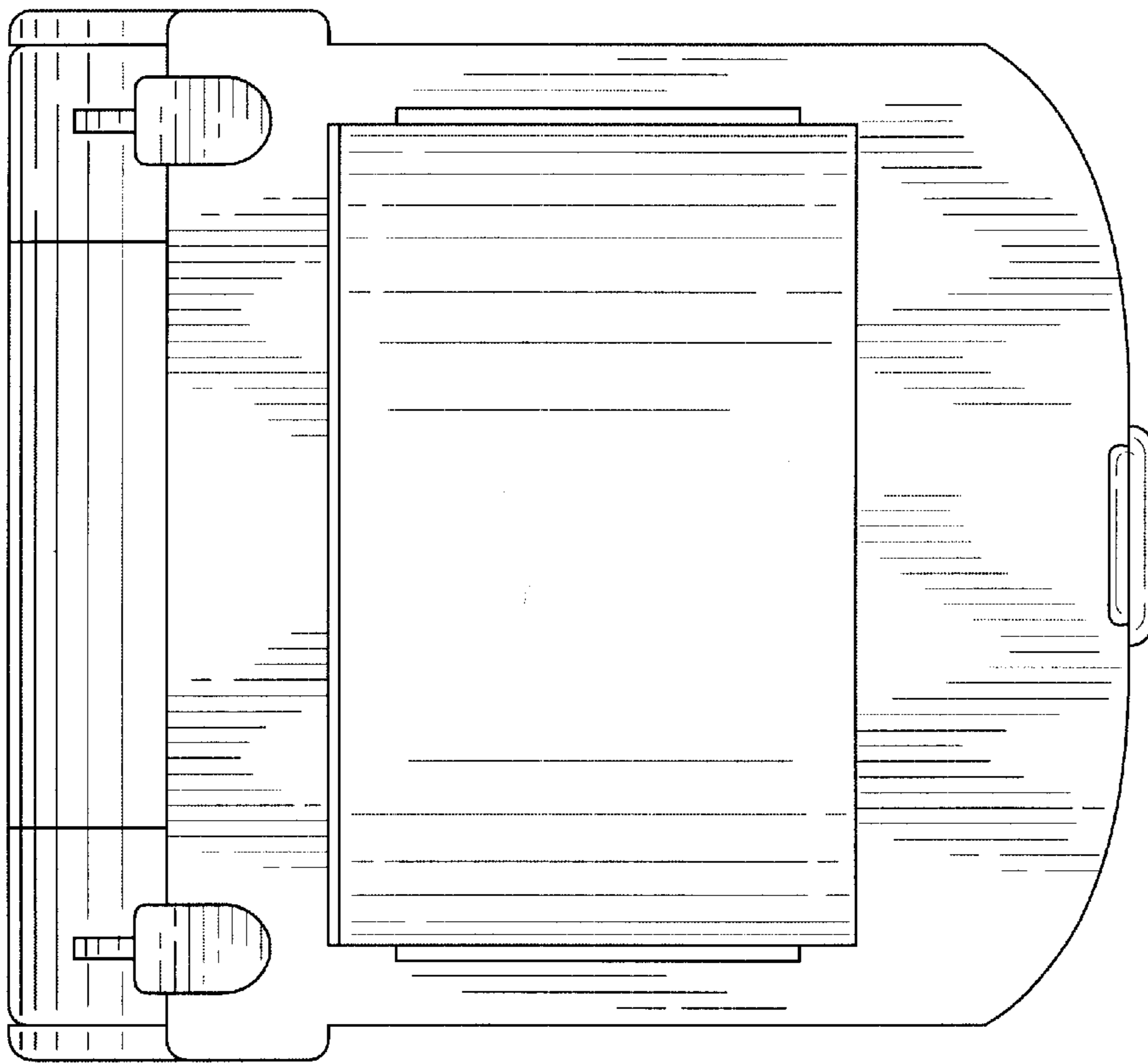




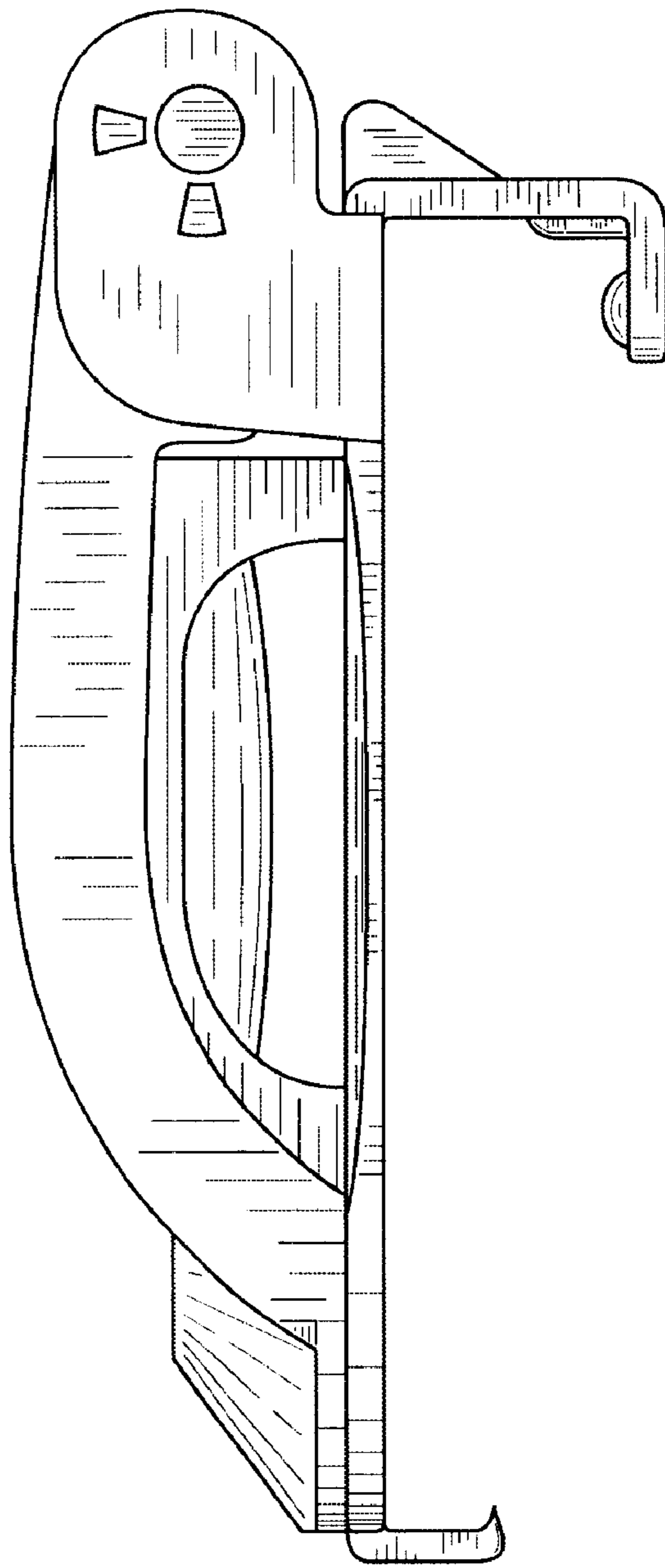
**FIG. 1**



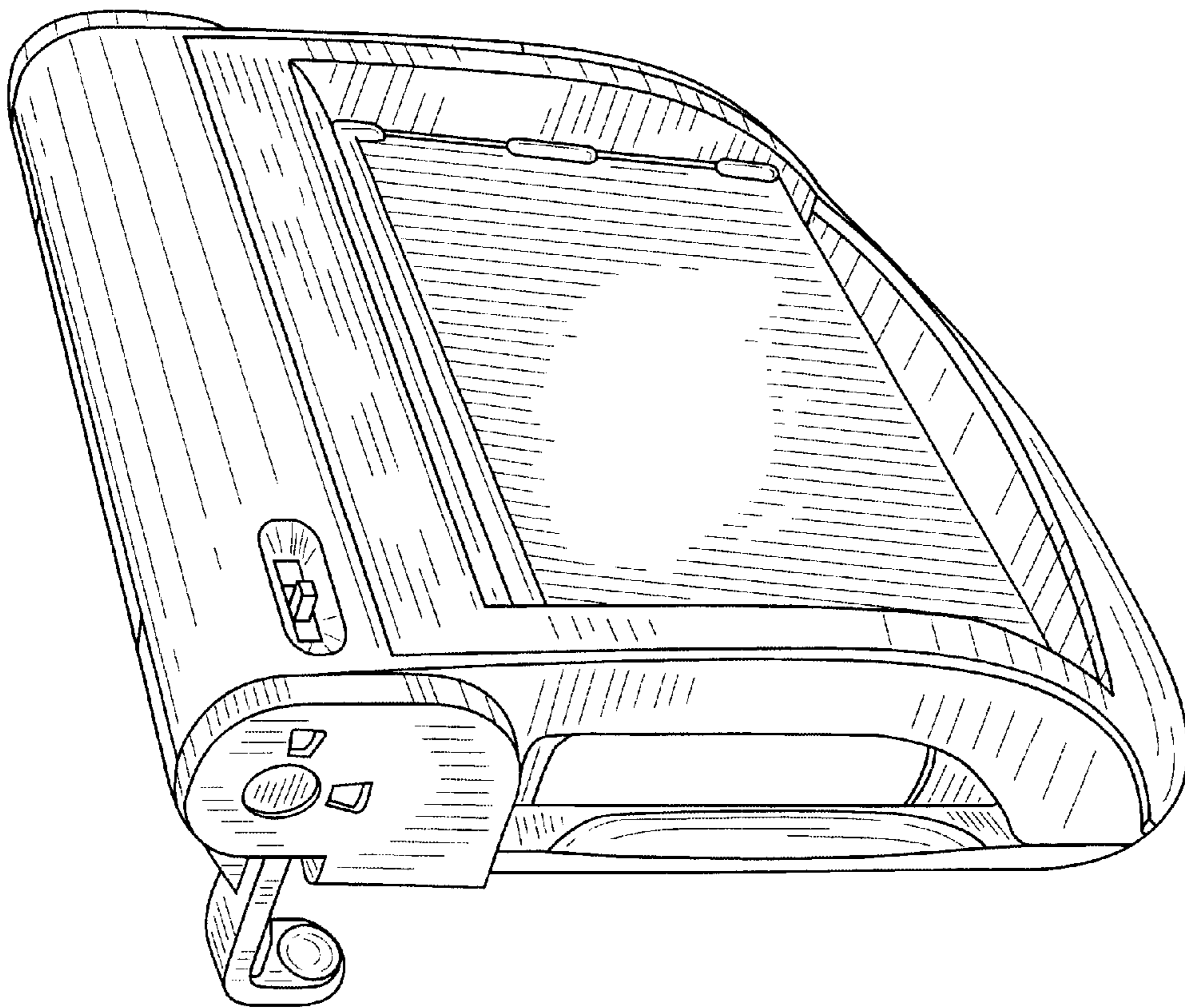
**FIG. 2**



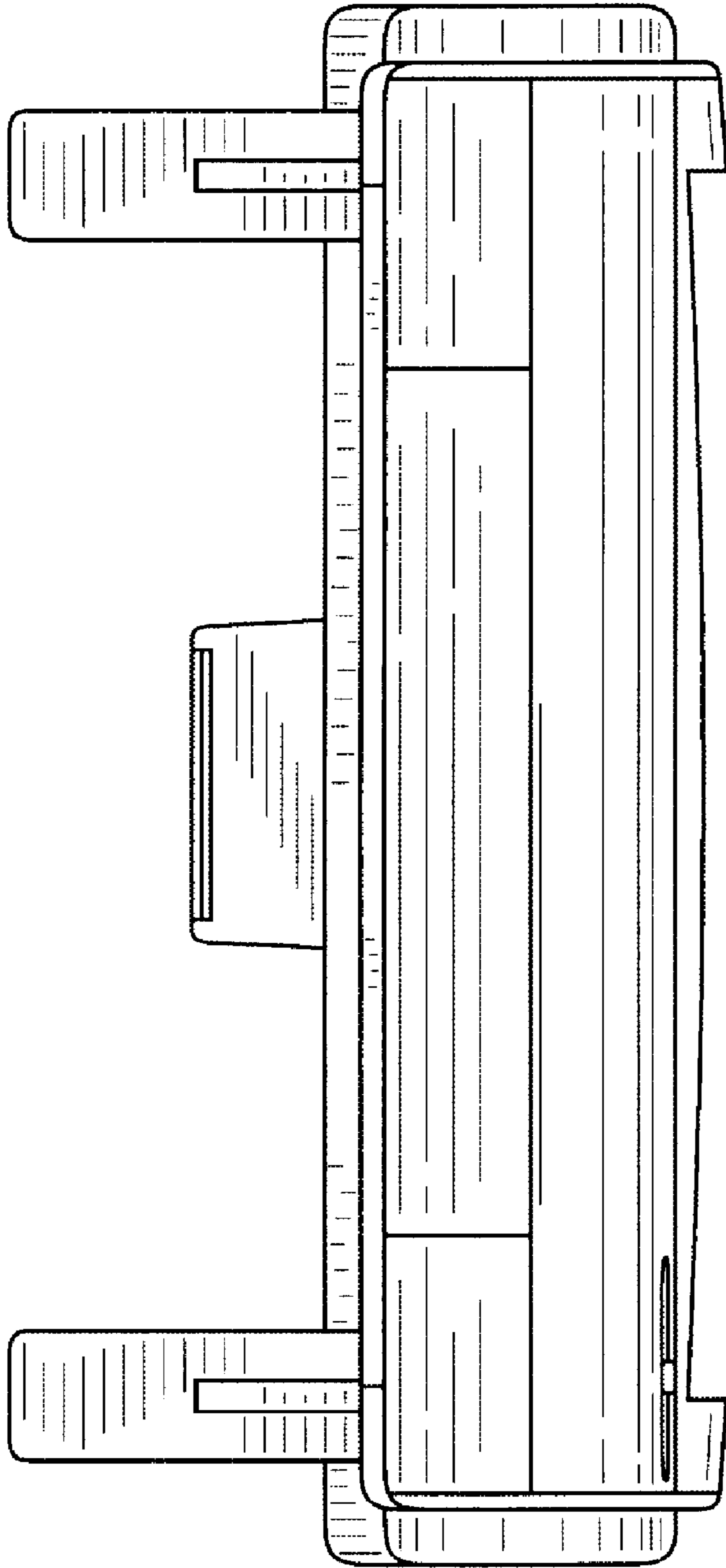
**FIG. 3**



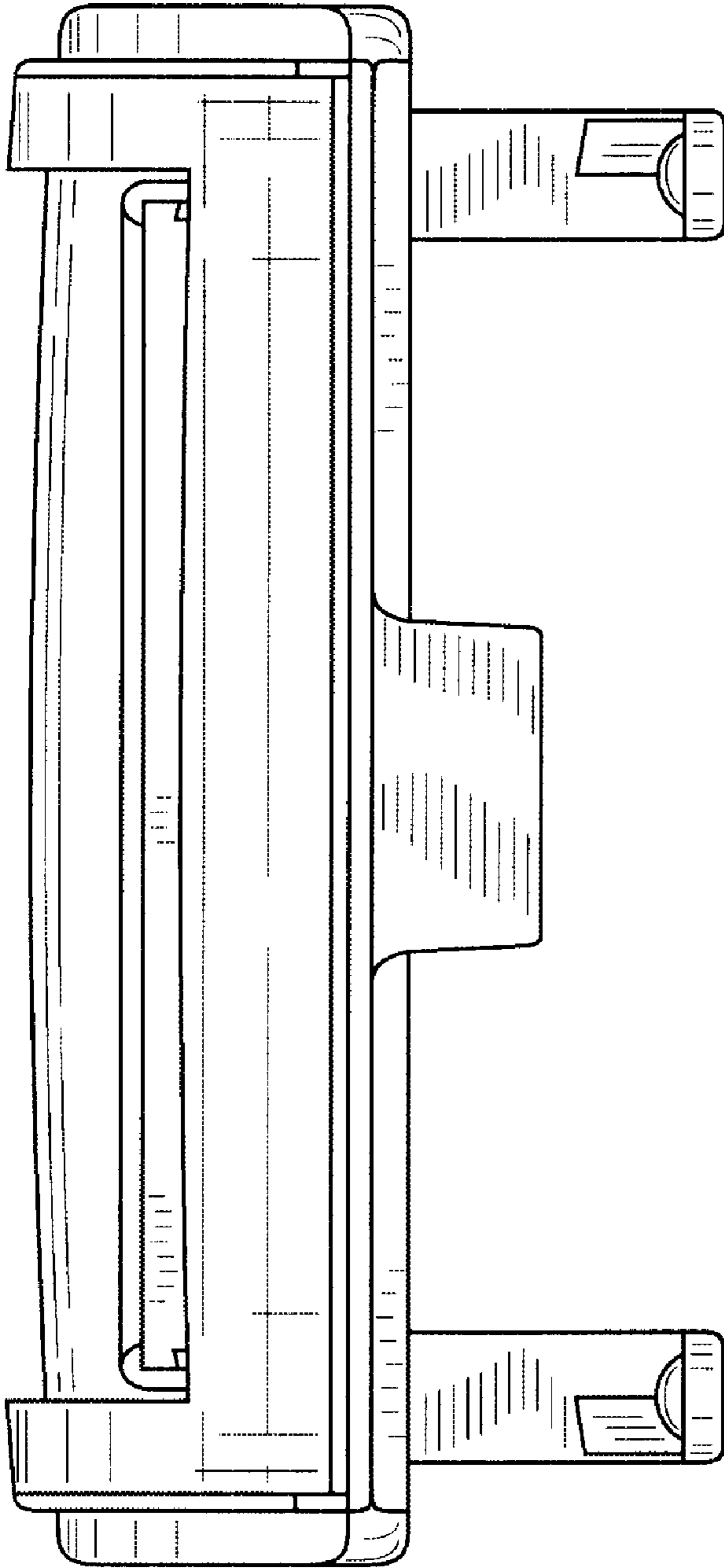
**FIG. 4**



**FIG. 5**



**FIG. 6**



**FIG. 7**



UNITED STATES PATENT AND TRADEMARK OFFICE  
**CERTIFICATE OF CORRECTION**

PATENT NO. : Des. 470,536 S  
DATED : February 18, 2003  
INVENTOR(S) : Kiyoshi Soga

Page 1 of 1

It is certified that error appears in the above-identified patent and that said Letters Patent is hereby corrected as shown below:

Title page,  
Add the following data:

-- [30] **Foreign Application Priority Data**

Mar. 19, 2001 (JP) ..... 2001-007134 --

Signed and Sealed this

Twenty-sixth Day of August, 2003

A handwritten signature in black ink, appearing to read "James E. Rogan", written over a horizontal line.

JAMES E. ROGAN  
*Director of the United States Patent and Trademark Office*