



US00D470520S

(12) **United States Design Patent**
Yamakawa et al.

(10) **Patent No.:** **US D470,520 S**

(45) **Date of Patent:** **** Feb. 18, 2003**

(54) **CAMERA BODY**

(75) Inventors: **Yasuki Yamakawa**, Yokosuka (JP);
Yoshihiko Asai, Tokyo (JP)

(73) Assignee: **Matsushita Electric Industrial Co., Ltd.**, Kadoma (JP)

(**) Term: **14 Years**

(21) Appl. No.: **29/157,157**

(22) Filed: **Mar. 12, 2002**

(30) **Foreign Application Priority Data**

Sep. 26, 2001 (JP) 2001-028106

(51) **LOC (7) Cl.** **16-01**

(52) **U.S. Cl.** **D16/203**

(58) **Field of Search** D16/200-205,
D16/208, 218; 348/373-376; 352/242; 358/906;
396/427, 535-541

(56) **References Cited**

U.S. PATENT DOCUMENTS

- D366,270 S * 1/1996 Hasegawa D16/203
- D373,593 S * 9/1996 Hiroko et al. D16/203
- 5,631,699 A * 5/1997 Saito 348/213
- 5,790,910 A * 8/1998 Haskin 396/427
- D409,641 S * 5/1999 Uehara D16/203
- D416,033 S * 11/1999 Kitera D16/203
- D416,272 S * 11/1999 Adachi D16/203

- D426,844 S * 6/2000 Fujii D16/203
- D446,801 S 8/2001 Adachi et al. D16/203
- 6,392,704 B1 * 5/2002 Garcia-Ortiz 348/373

FOREIGN PATENT DOCUMENTS

JP 1066322 4/2000

* cited by examiner

Primary Examiner—Adir Aronovich

(74) *Attorney, Agent, or Firm*—Brinks Hofer Gilson & Lione

(57) **CLAIM**

The ornamental design for a camera body, as shown and described.

DESCRIPTION

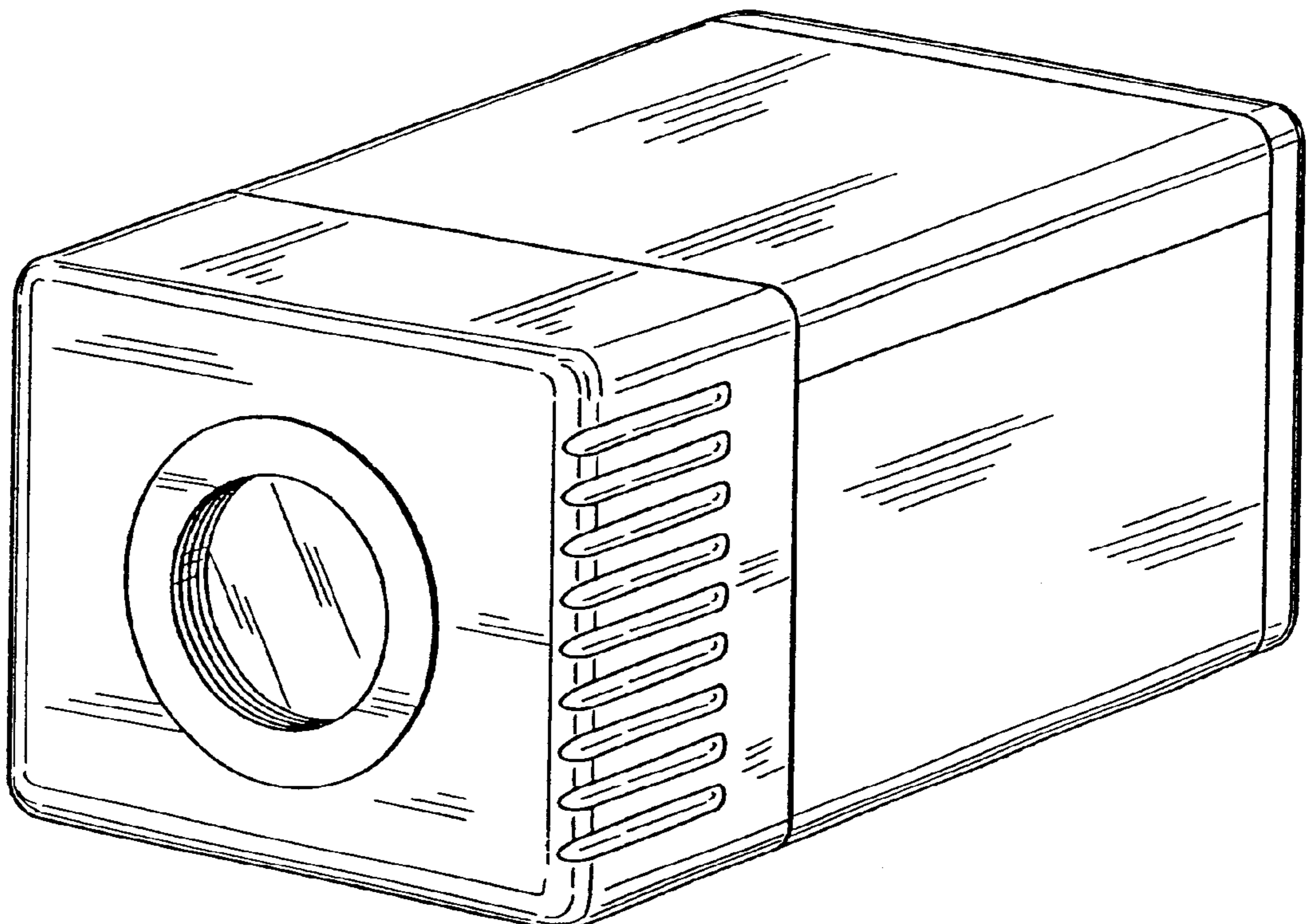
FIG. 1 is a perspective view showing our new design; FIG. 2 is a front view of the embodiment shown in FIG. 1; FIG. 3 is a left and right side view of the embodiment shown in FIGS. 1-2;

FIG. 4 is a top and bottom view of the embodiment shown in FIGS. 1-3;

FIG. 5 is a rear view of the embodiment shown in FIGS. 1-4; and,

FIG. 6 is another perspective view showing our new design, with the broken lines showing a camera lens and a mounting support for illustrative purposes and form no part of the claimed design.

1 Claim, 4 Drawing Sheets



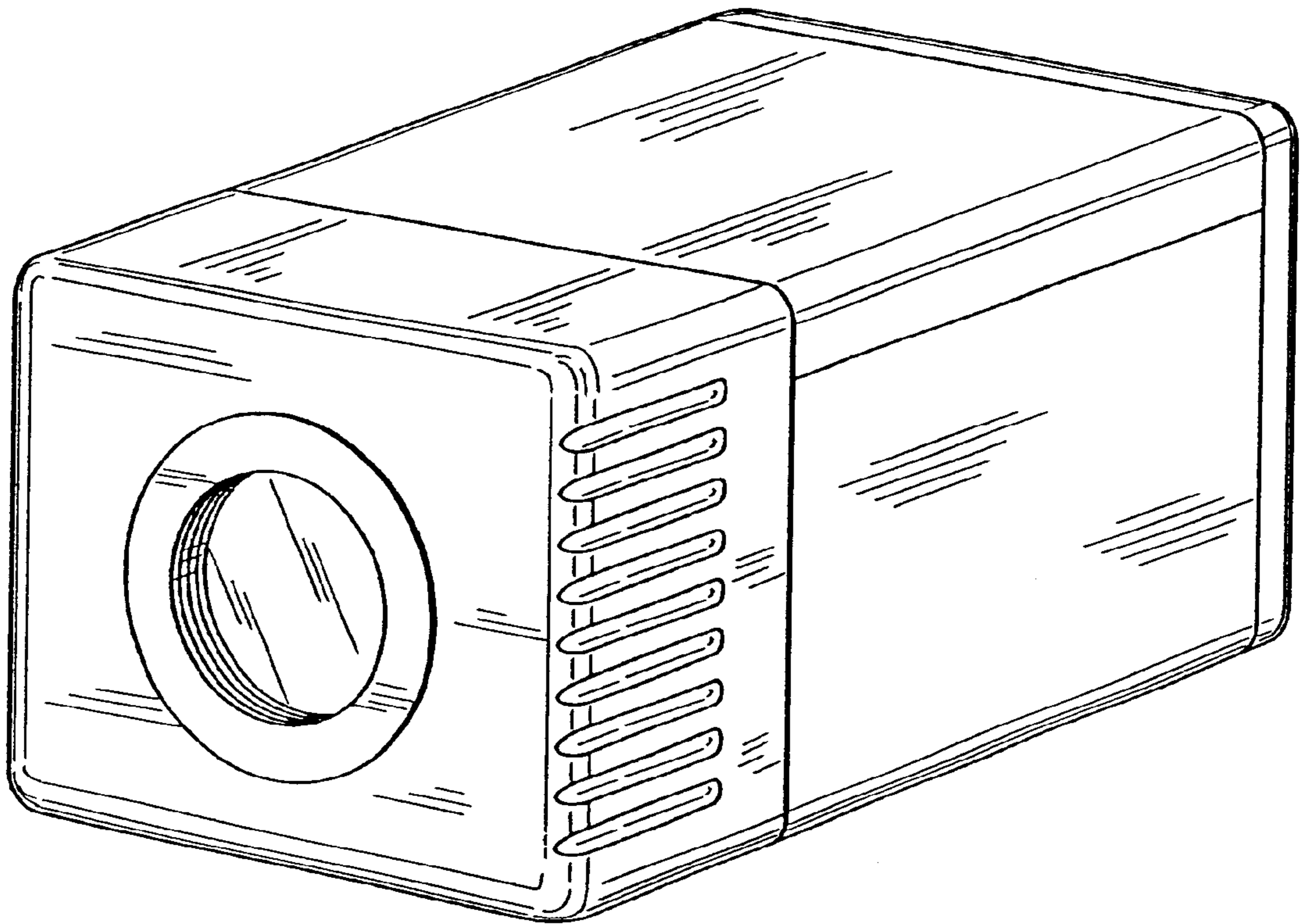


FIG. 1




FIG. 2




FIG. 3

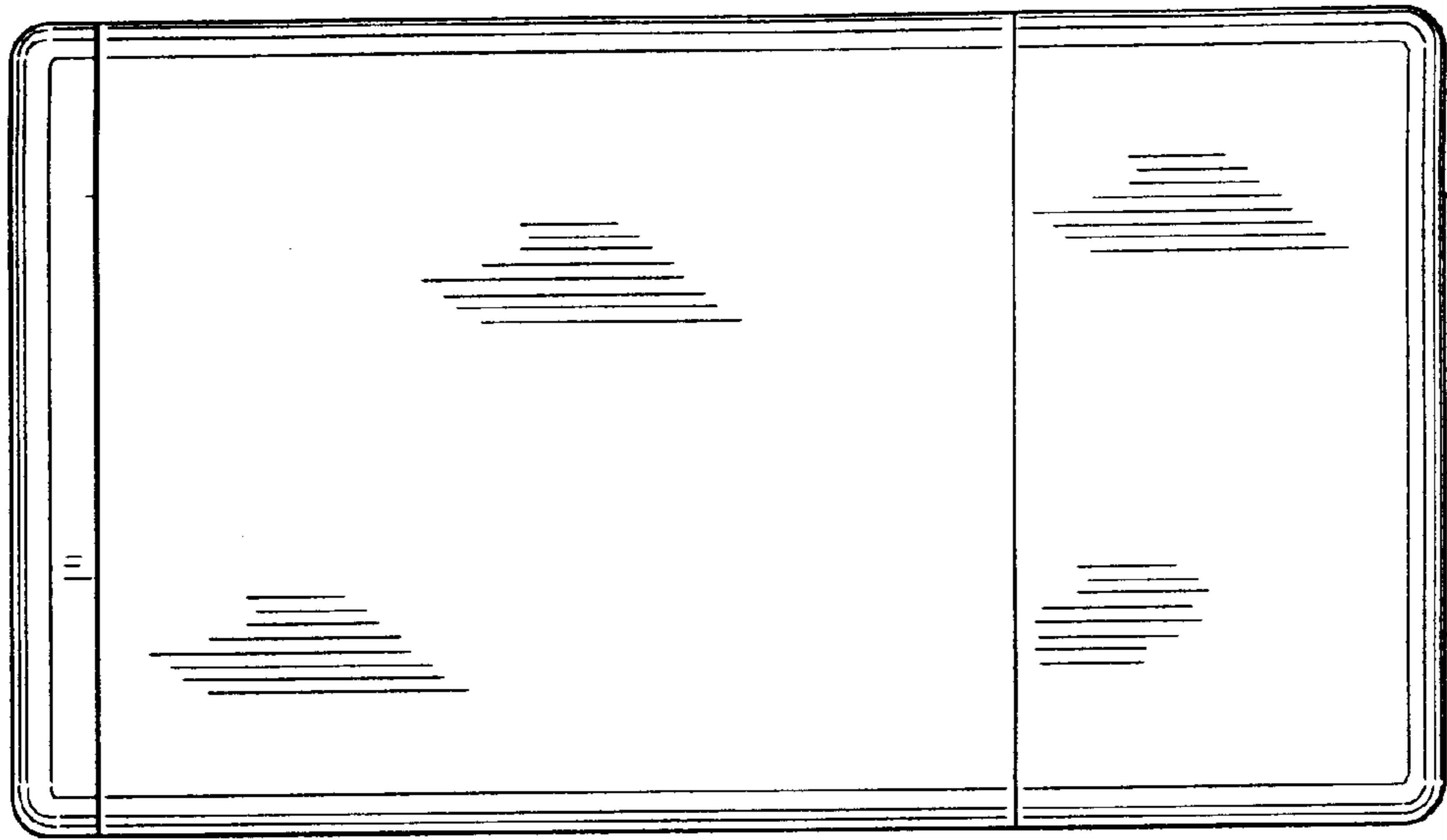


FIG. 4

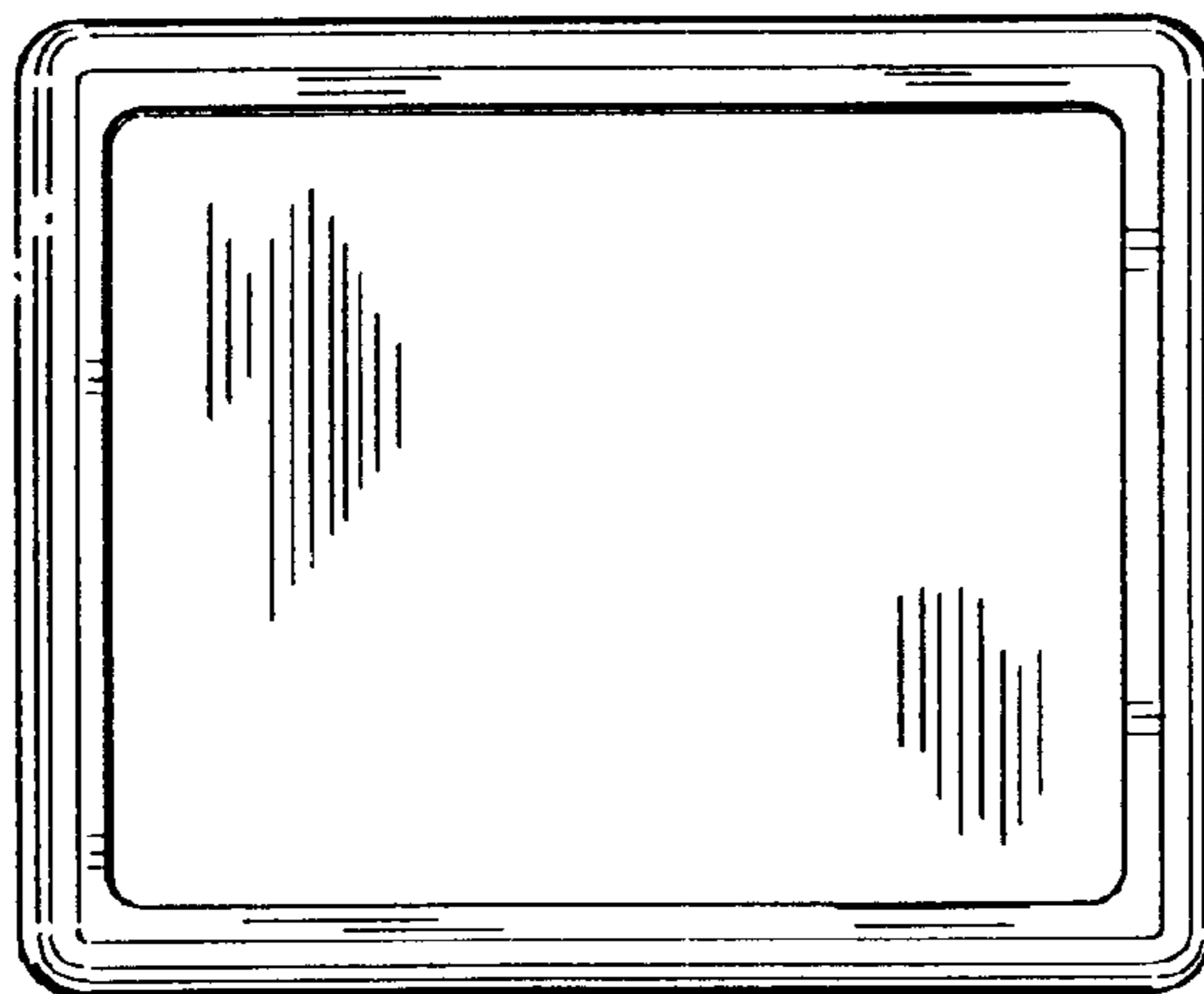


FIG. 5

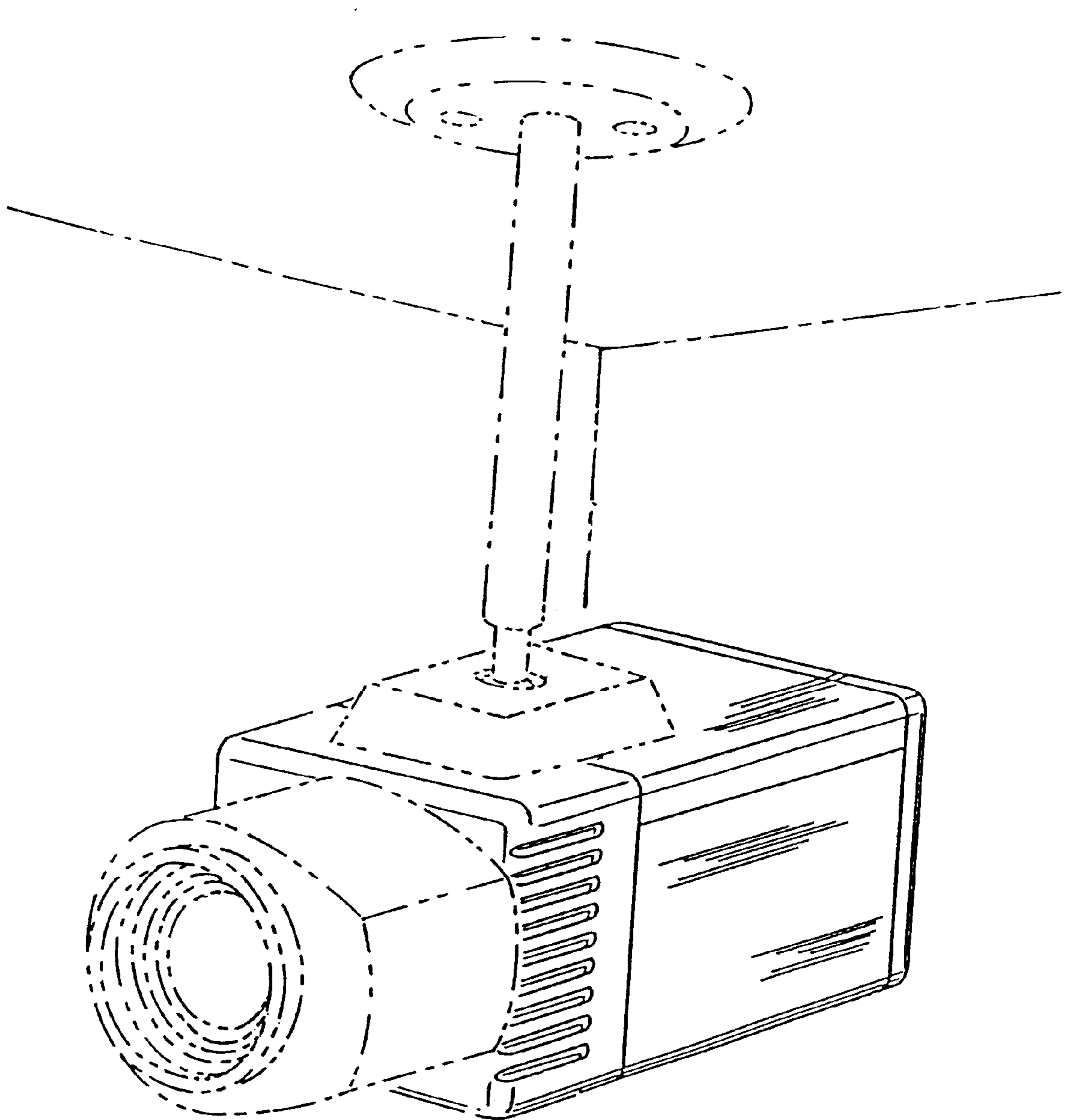


FIG. 6