



US00D470503S

(12) **United States Design Patent**
Quintana

(10) **Patent No.:** **US D470,503 S**

(45) **Date of Patent:** **** Feb. 18, 2003**

(54) **WRISTBAND FOR COMPUTER KEYBOARD OPERATORS**

D435,941 S * 1/2001 Tishler et al. D29/120.1

* cited by examiner

(76) Inventor: **Lilian Quintana**, 1770 Pine St., San Francisco, CA (US) 94109

Primary Examiner—Kay H. Chin

(74) *Attorney, Agent, or Firm*—M. K. Silverman

(**) Term: **14 Years**

(57) **CLAIM**

(21) Appl. No.: **29/146,748**

The ornamental design for a wristband for computer keyboard operators, as shown and described.

(22) Filed: **Aug. 16, 2001**

DESCRIPTION

(51) **LOC (7) Cl.** **14-02**

(52) **U.S. Cl.** **D14/460**

(58) **Field of Search** D14/460-461;
D29/120.1; D24/190-192; D2/612; 2/170;
24/16 PB; 248/118, 118.3, 346, 489, 917-924

FIG. 1 is a perspective view of my inventive design for a wristband for computer operators, when fastened;
FIG. 2 is a right elevational view thereof;
FIG. 3 is a left elevational view thereof;
FIG. 4 is a top plan view thereof;
FIG. 5 is a bottom plan view thereof;
FIG. 6 is an unfastened top plan view thereof,
FIG. 7 is an unfastened bottom plan view thereof; and,
FIG. 8 is an unfastened front elevation view thereof.

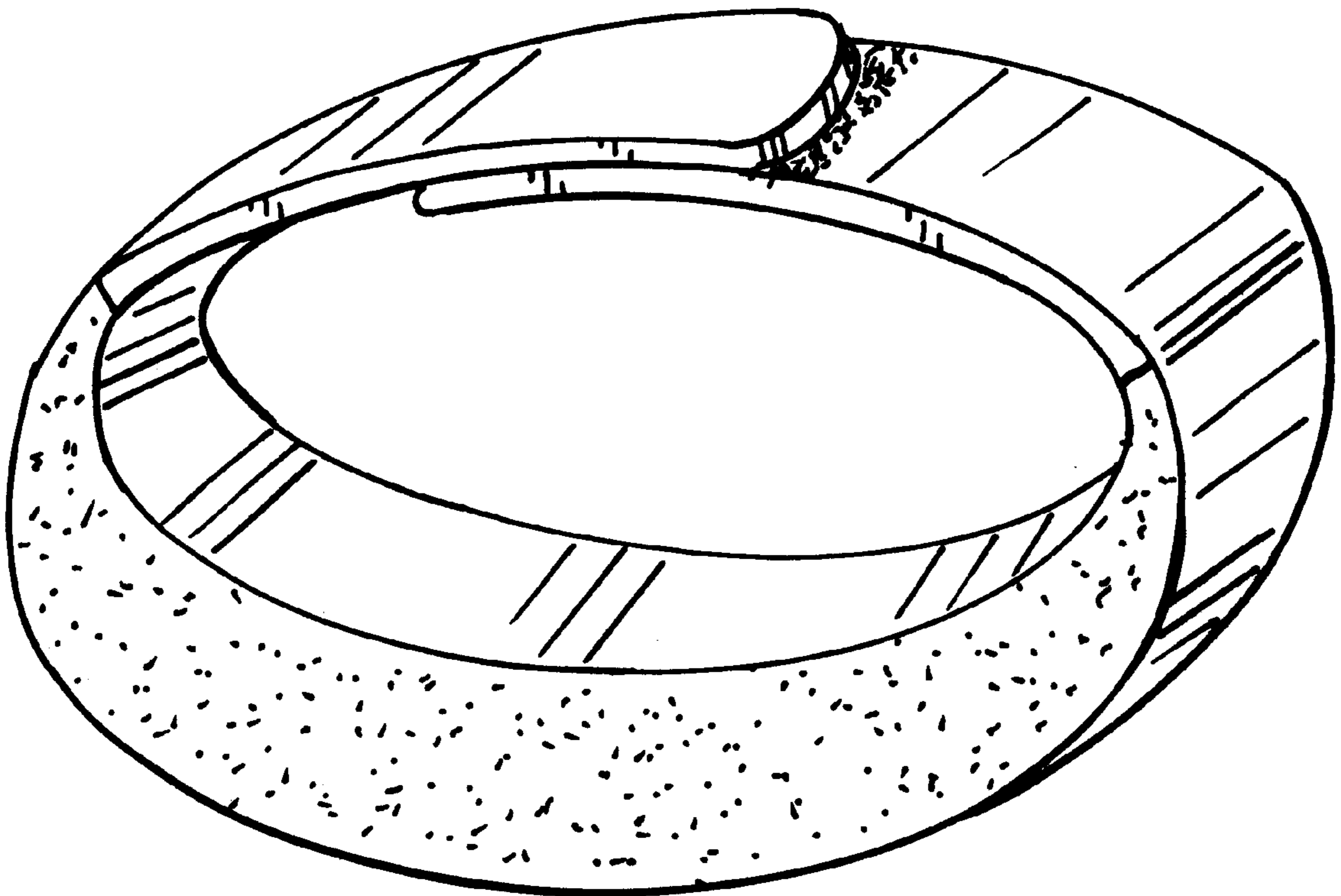
The portions of the wristband in FIGS. 6, 7 and 8 are shown broken away for convenience of illustration.

(56) **References Cited**

U.S. PATENT DOCUMENTS

- 4,414,969 A * 11/1983 Heyman 128/133
- 4,991,234 A * 2/1991 Greenberg 2/170
- 5,086,543 A * 2/1992 Mitchell 24/16 PB
- D357,010 S * 4/1995 Dickerson et al. D14/460
- D369,893 S * 5/1996 Thrussell D2/612

1 Claim, 3 Drawing Sheets



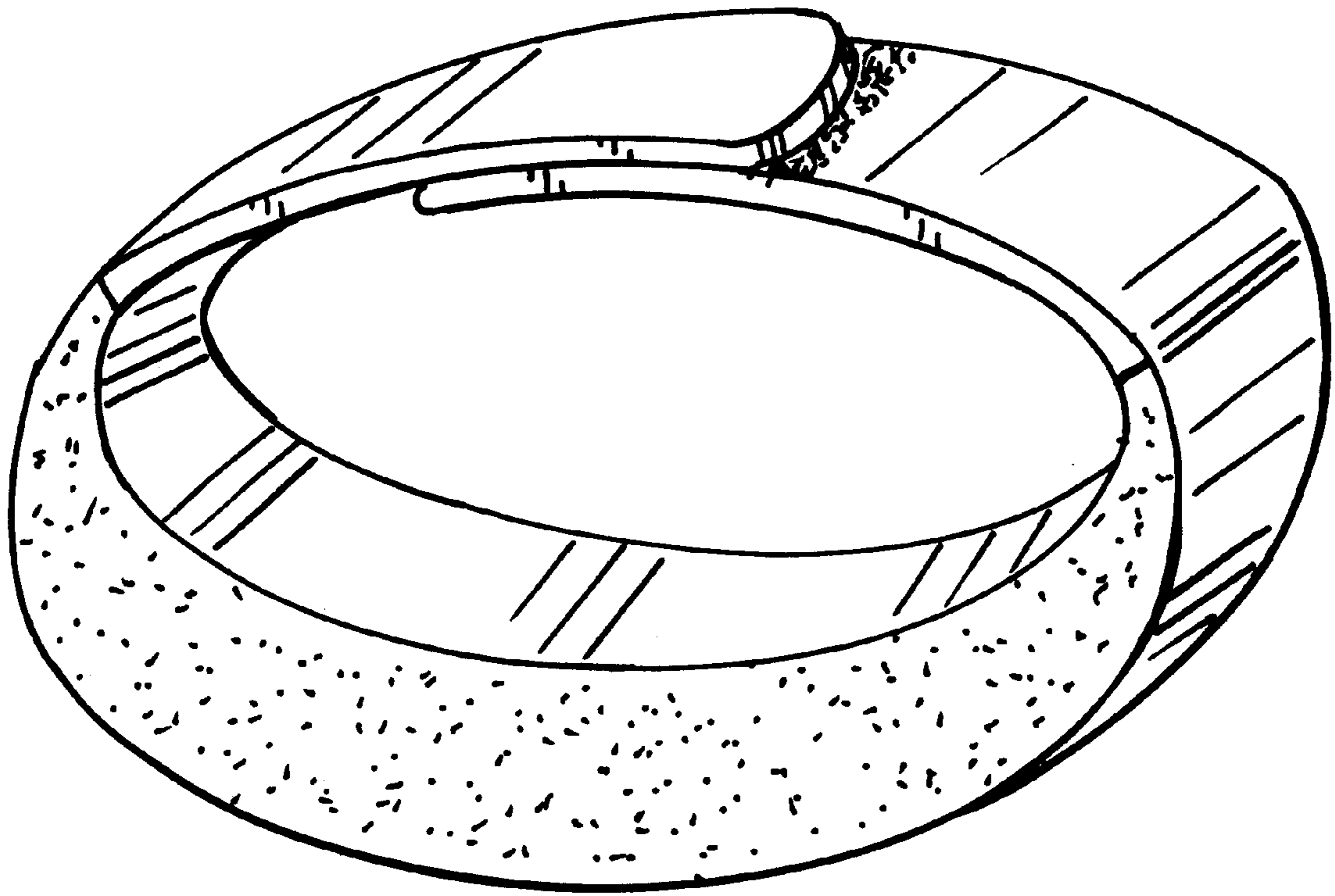


FIG. 1




FIG. 2

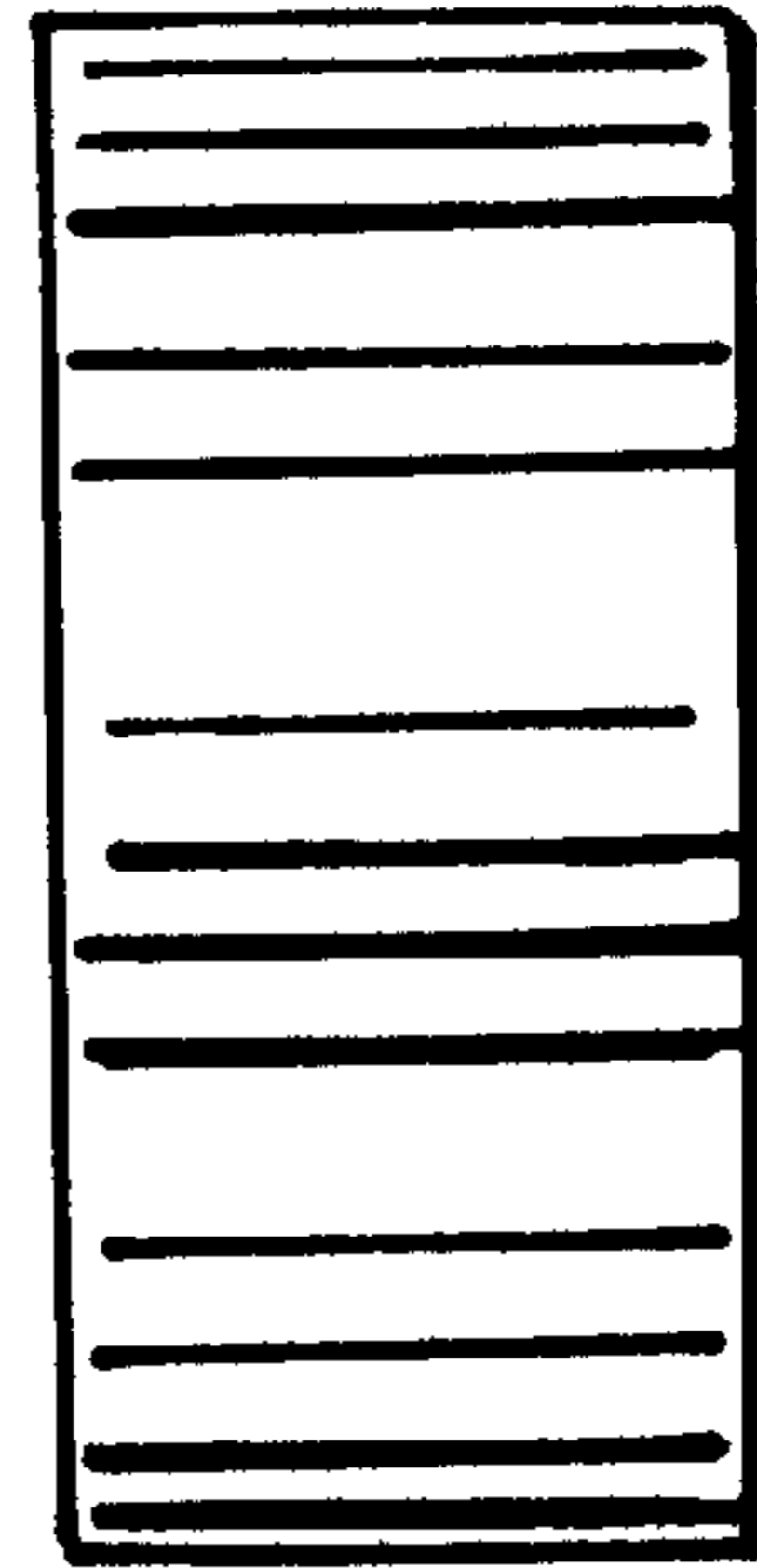


FIG. 3




FIG. 4

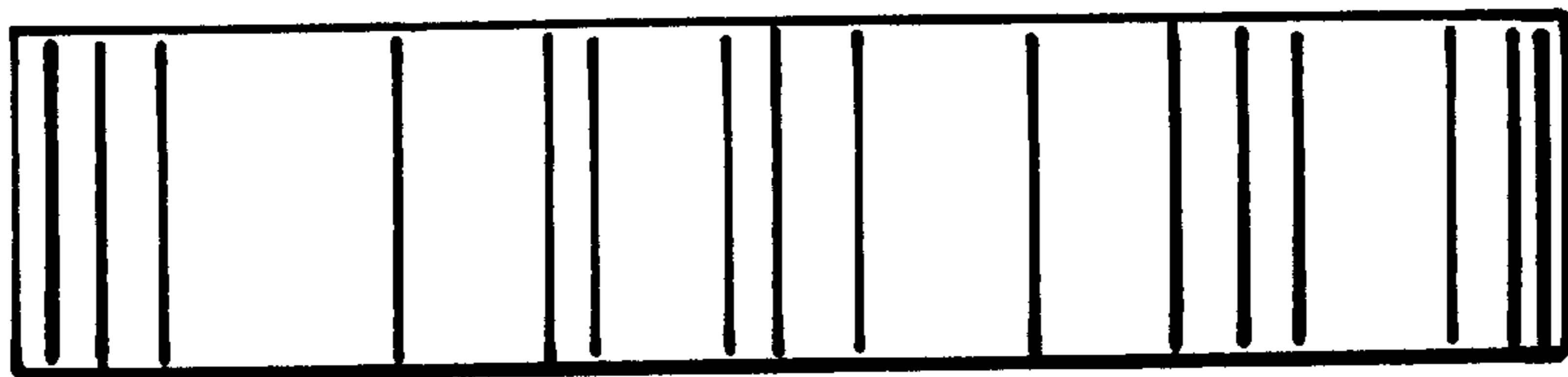


FIG. 5

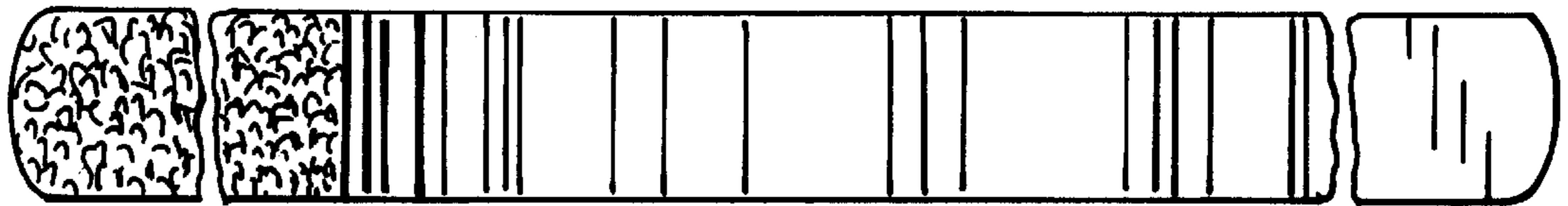


FIG. 6

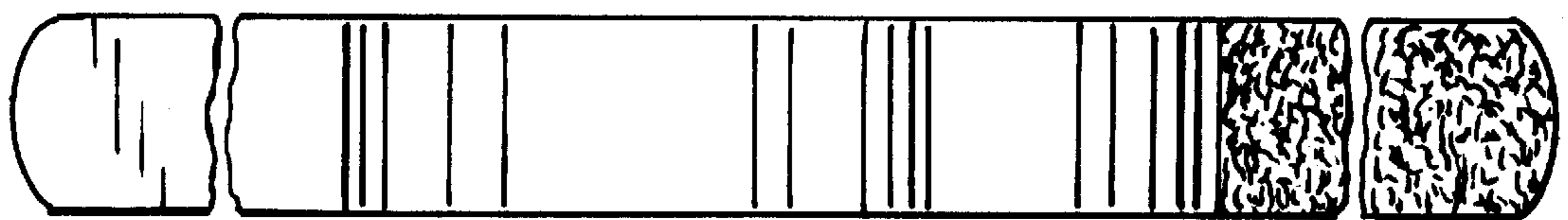


FIG. 7

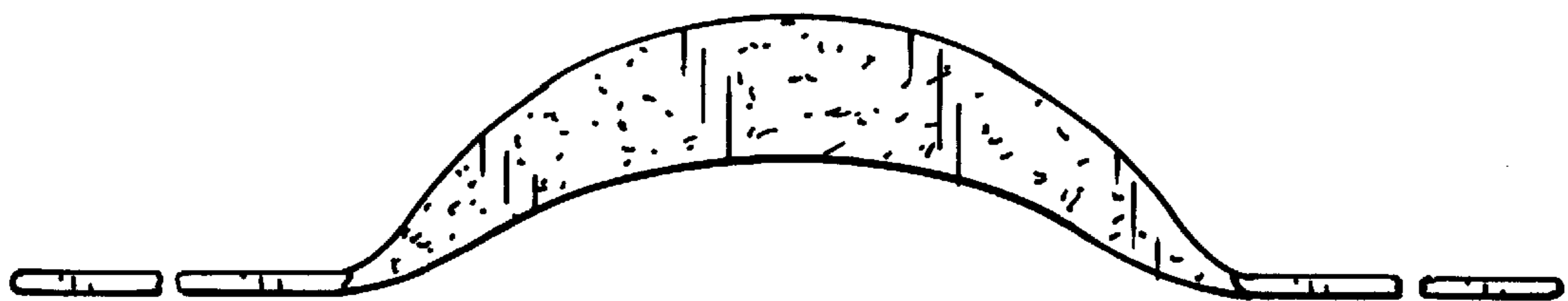


FIG. 8