



US00D470486S

(12) **United States Design Patent**  
**Cheng**

(10) **Patent No.:** **US D470,486 S**

(45) **Date of Patent:** **\*\* Feb. 18, 2003**

(54) **CASSETTE BOX FOR HARD DISK**

(75) **Inventor:** **Fu-Ning Cheng, Hsinchu (TW)**

(73) **Assignee:** **Promise Technology, Inc., Hsinchu (TW)**

(\*\*) **Term:** **14 Years**

(21) **Appl. No.:** **29/144,609**

(22) **Filed:** **Jul. 9, 2001**

(51) **LOC (7) Cl. .... 14-02**

(52) **U.S. Cl. .... D14/363**

(58) **Field of Search** ..... D14/356, 360,  
D14/361-363, 366-369; D13/162, 184,  
199; 312/223.1-223.3; 360/99.01-99.12;  
369/34.01, 36.01; 361/690-696

(56) **References Cited**

**U.S. PATENT DOCUMENTS**

- D305,177 S \* 12/1989 Masuda et al. .... D14/367
- 4,941,841 A \* 7/1990 Darden et al. .... 361/685
- D399,193 S \* 10/1998 Chang ..... D14/367

\* cited by examiner

*Primary Examiner*—Freda Nunn

(74) *Attorney, Agent, or Firm*—Rabin & Berdo, P.C.

(57) **CLAIM**

The ornamental design for a cassette box for hard disk, as shown and described.

**DESCRIPTION**

The application file contains at least one drawing executed in color. Copies of this patent or patent application publication with color drawing(s) will be provided by the Office upon request and payment of the necessary fee.

FIG. 1 is a front view of a cassette box for hard disk showing my new design;

FIG. 2 is a top view thereof;

FIG. 3 is a bottom view thereof;



FIG. 4; is a left side view thereof

FIG. 5 is a right view thereof; and,

FIG. 6 is a perspective view thereof.

**1 Claim, 4 Drawing Sheets**

**(4 of 4 Drawing Sheet(s) Filed in Color)**






Fig. 1




Fig. 2




Fig. 3




Fig. 4




Fig. 5




Fig. 6