



US00D470477S

(12) **United States Design Patent**  
**Dumont**

(10) **Patent No.:** **US D470,477 S**

(45) **Date of Patent:** **\*\* Feb. 18, 2003**

(54) **OVERLAY FOR A TELEPHONE HEADSET**

(75) Inventor: **Aimee Dumont**, Nashua, NH (US)

(73) Assignee: **GN Netcom, Inc.**, Nashua, NH (US)

(\*\*) Term: **14 Years**

(21) Appl. No.: **29/130,014**

(22) Filed: **Sep. 26, 2000**

(51) **LOC (7) Cl.** ..... **14-01**

(52) **U.S. Cl.** ..... **D14/217**

(58) **Field of Search** ..... D14/192, 205,  
D14/206, 223, 224, 217, 142; 181/128-131;  
379/430, 431; 381/374, 376-379, 381

(56) **References Cited**

**U.S. PATENT DOCUMENTS**

4,048,453 A \* 9/1977 Seidel ..... 379/430

D346,380 S \* 4/1994 Fitzgerald ..... D14/306

D373,127 S \* 8/1996 Godee et al. .... D14/142

D410,008 S \* 5/1999 Almqvist ..... D14/223

\* cited by examiner

*Primary Examiner*—Nanda Bondade

(74) *Attorney, Agent, or Firm*—Altera Law Group

(57) **CLAIM**

The ornamental design for overlay for a telephone headset, as shown and described.

**DESCRIPTION**

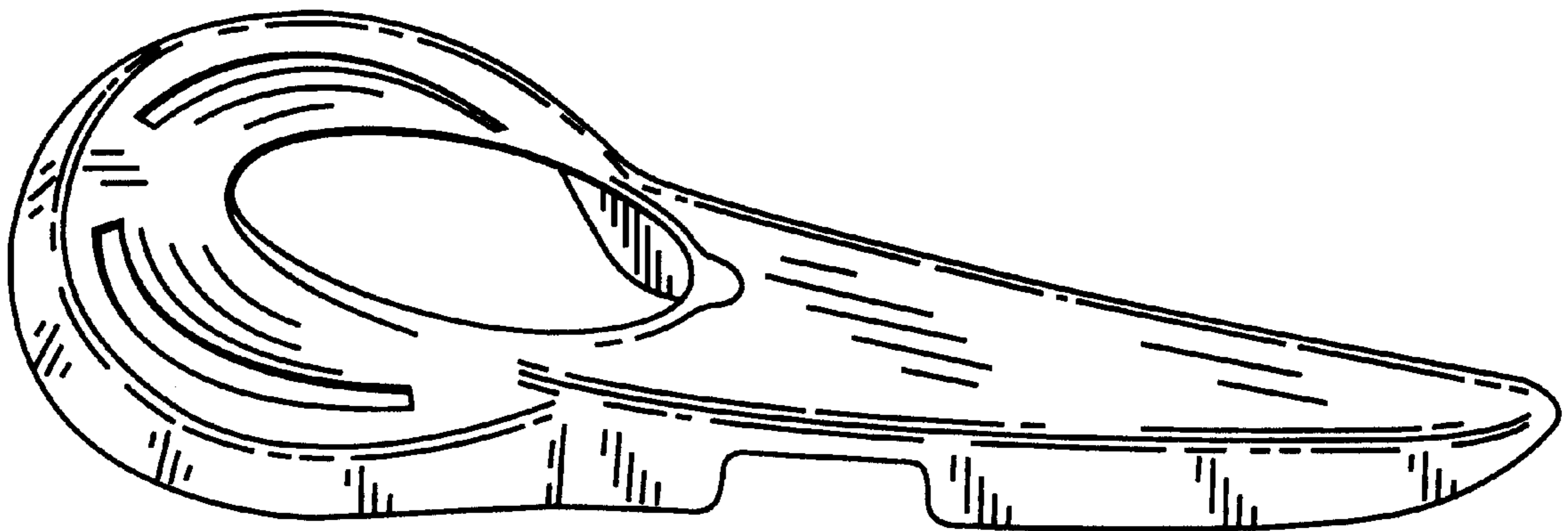
FIG. 1 is a perspective view of the overlay for a telephone headset.

FIG. 2 is a top view thereof.

FIG. 3 is a bottom view thereof; and,

FIG. 4 is a side view thereof.

**1 Claim, 4 Drawing Sheets**



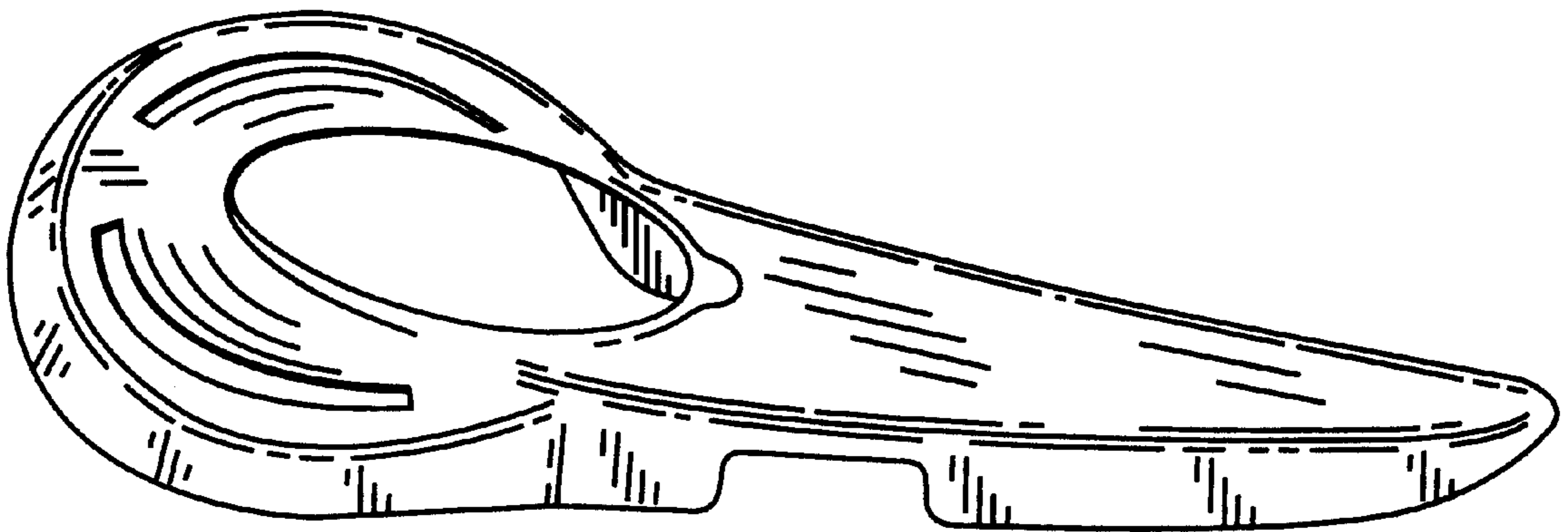


FIG. 1

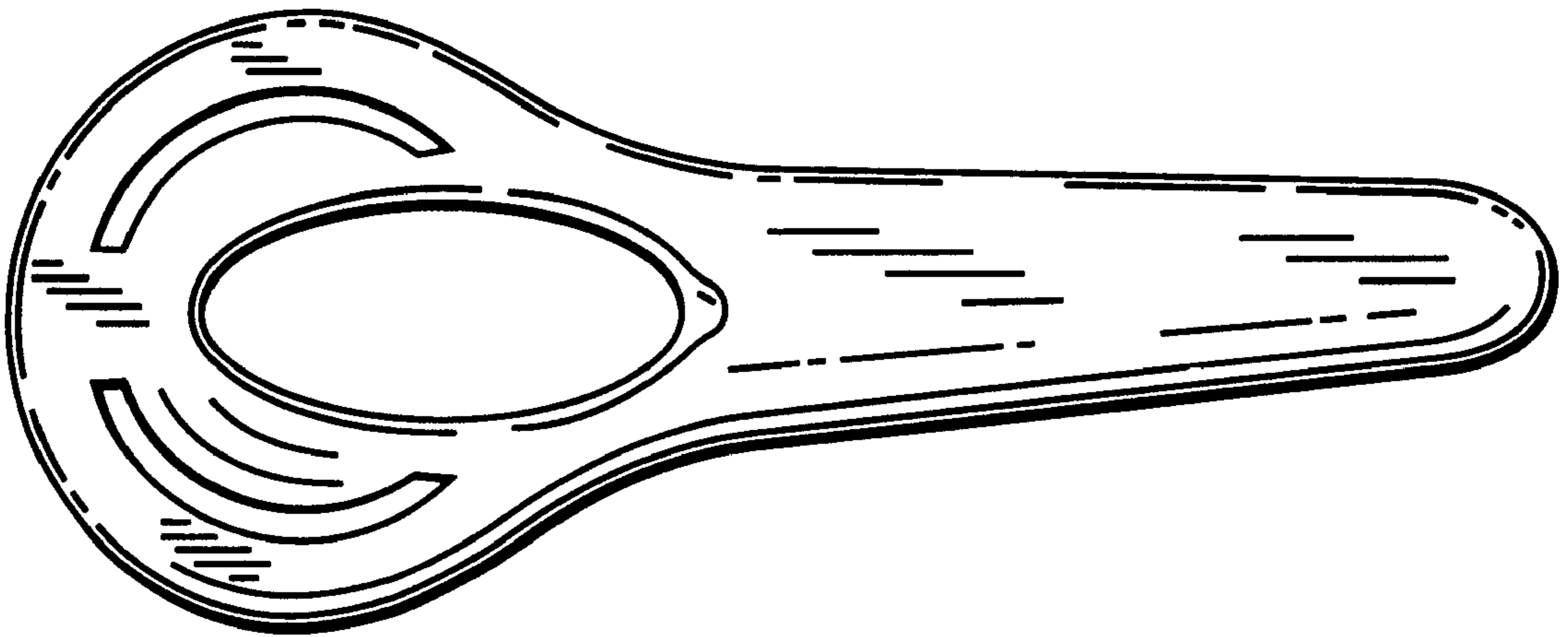


FIG. 2

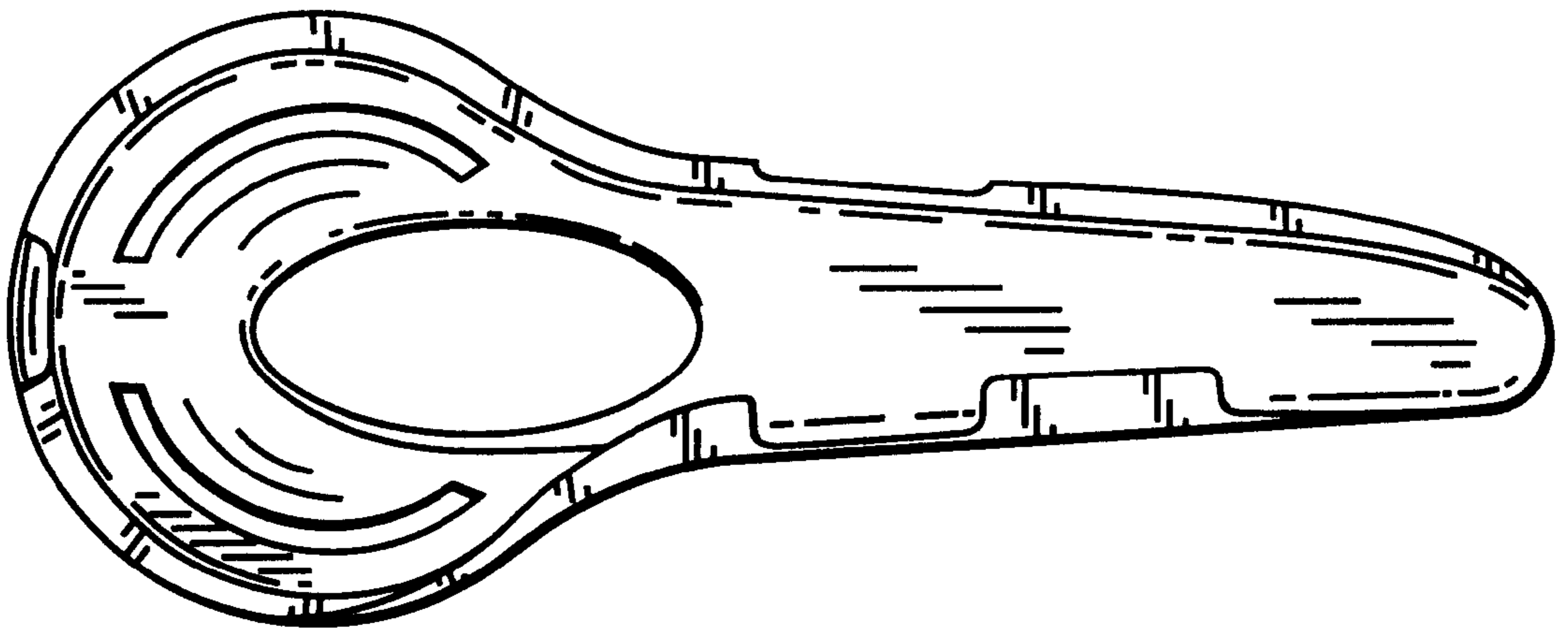


FIG. 3

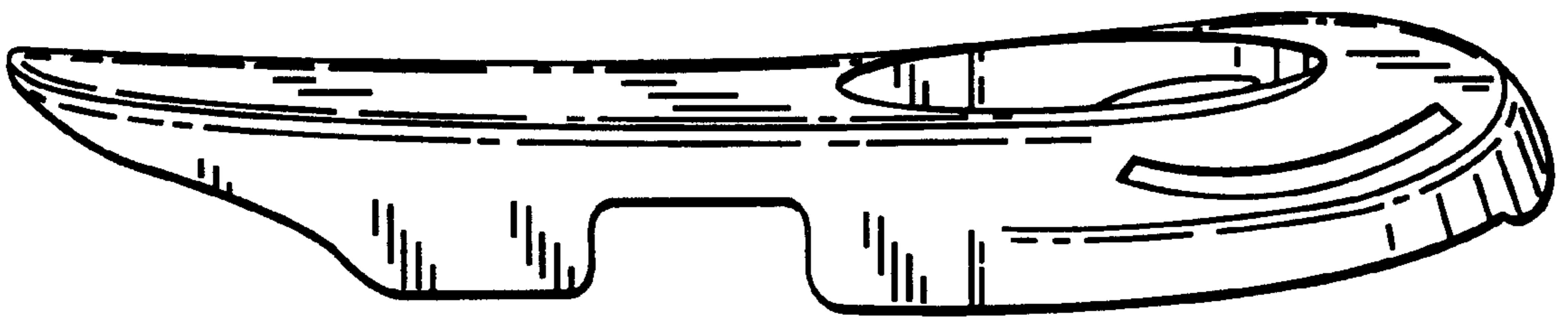


FIG. 4