



US00D470473S

(12) **United States Design Patent**
Kobayashi

(10) **Patent No.:** **US D470,473 S**

(45) **Date of Patent:** **** Feb. 18, 2003**

(54) **SPEAKER BOX**

(75) Inventor: **Takayuki Kobayashi**, Tokyo (JP)

(73) Assignee: **Sony Corporation**, Tokyo (JP)

(**) Term: **14 Years**

(21) Appl. No.: **29/150,027**

(22) Filed: **Oct. 31, 2001**

(51) **LOC (7) Cl.** **14-01**

(52) **U.S. Cl.** **D14/214**

(58) **Field of Search** D14/204, 207,
D14/209-216; 181/144-145, 147-148,
150, 153, 157, 198-199; 381/300-302,
307, 345, 361-364, 386

(56) **References Cited**

U.S. PATENT DOCUMENTS

2,885,024 A	*	5/1959	Jordan	181/199
D355,418 S	*	2/1995	Parsey	D14/214
D382,877 S	*	8/1997	Cheng	D14/214
D400,883 S	*	11/1998	Jung	D14/214
D410,006 S	*	5/1999	Miyazaki	D14/214
D432,117 S		10/2000	Miyazaki		

OTHER PUBLICATIONS

Stereo Review, p. 57, Wharfedale Coleridge Speaker System, dated Jun. 1990.*

Catalog 98 "MDLP MD MZ-E501," p. 153, Sony Corporation (Jul. 2001).

* cited by examiner

Primary Examiner—Nanda Bondade

(74) *Attorney, Agent, or Firm*—Rader, Fishman & Grauer PLLC

(57) **CLAIM**

The ornamental design for a speaker box, as shown and described.

DESCRIPTION

FIG. 1 is a perspective view of a speaker box showing my new design;

FIG. 2 is a front elevational view thereof;

FIG. 3 is a rear elevational view thereof;

FIG. 4 is a left side elevational view thereof;

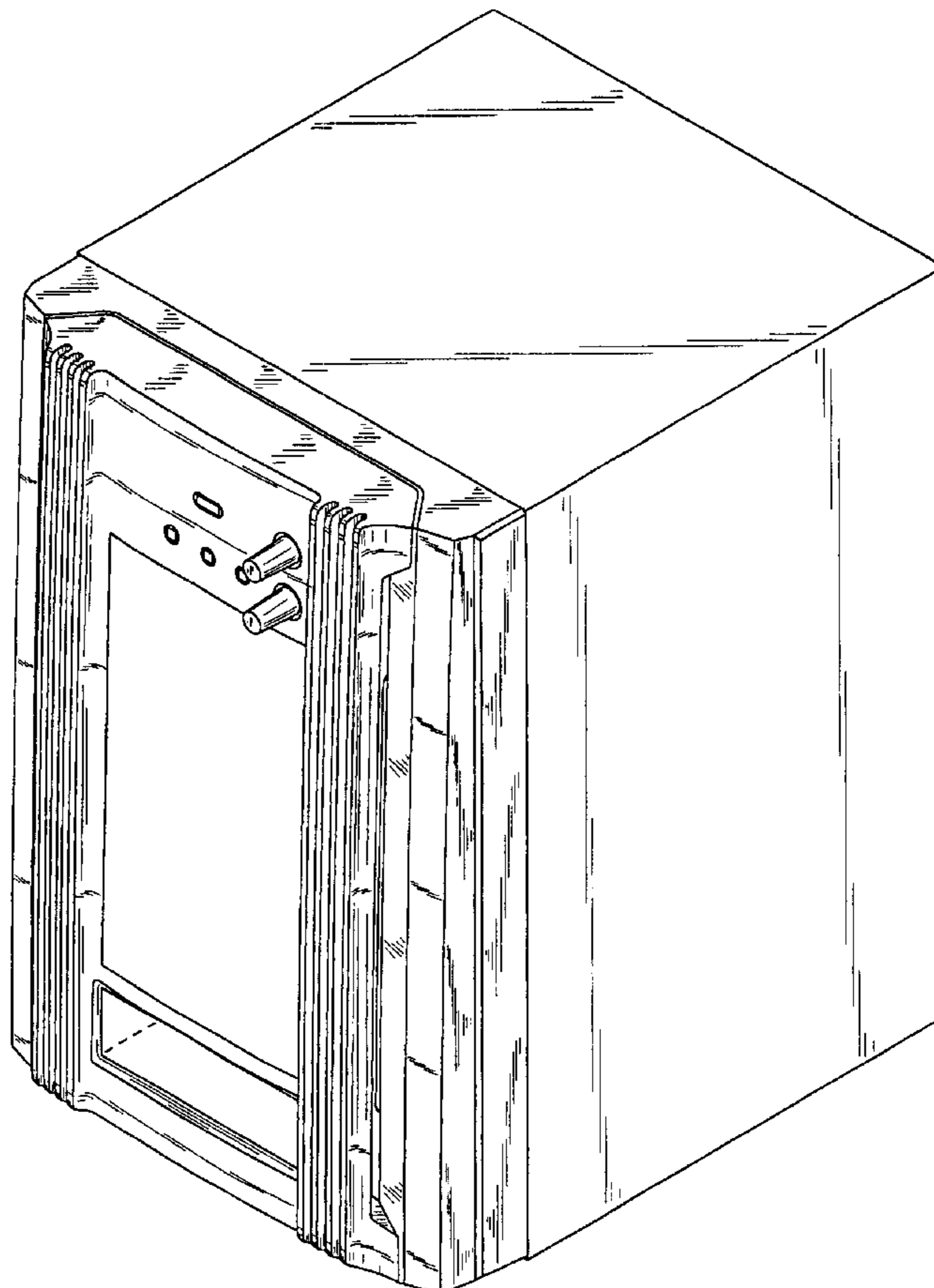
FIG. 5 is a right side elevational view thereof;

FIG. 6 is a top plan view thereof; and,

FIG. 7 is a bottom plan view thereof.

The broken line showing on FIG. 1 is for illustrative purposes only and forms no part of the claimed design.

1 Claim, 4 Drawing Sheets



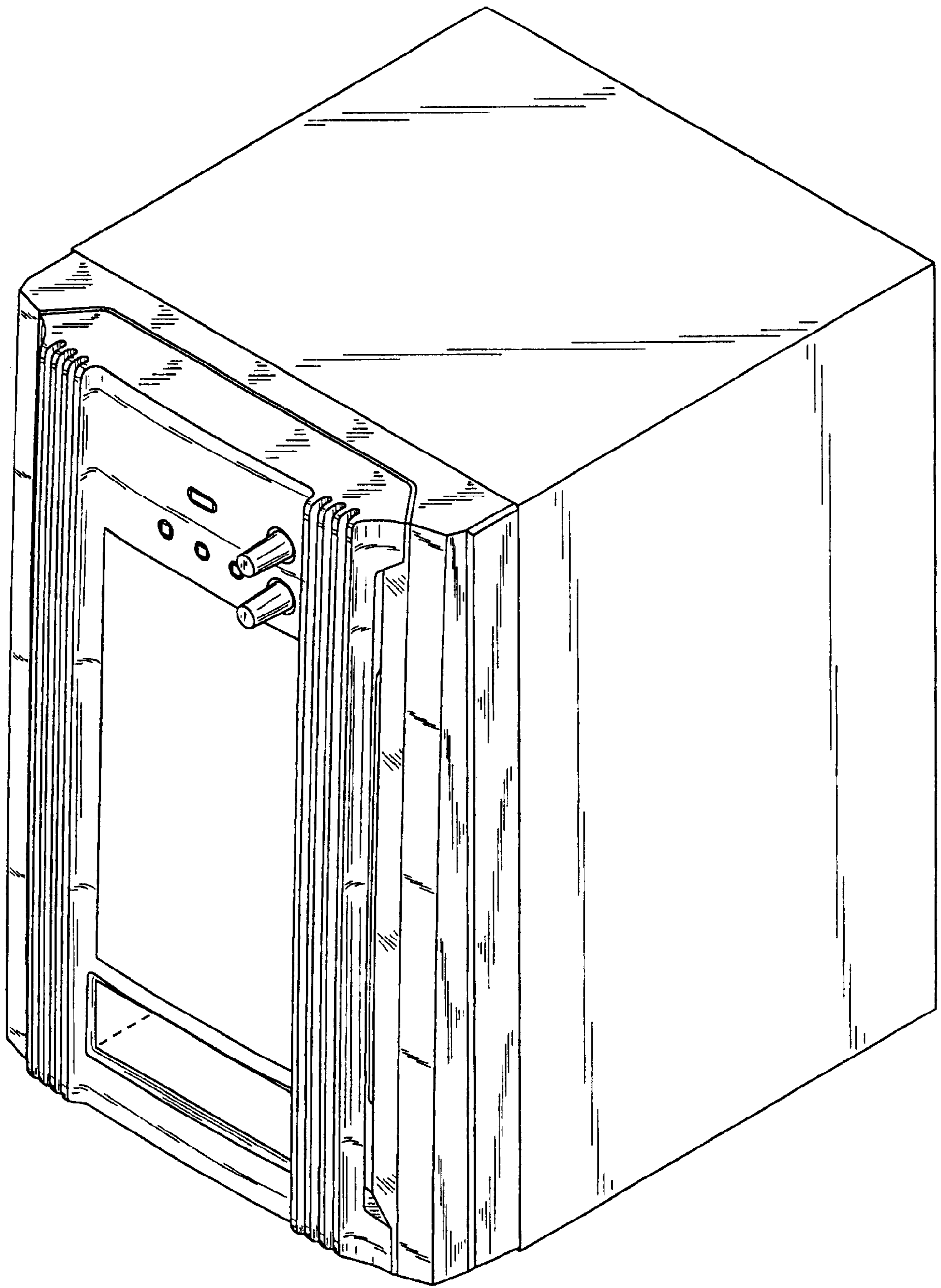


FIG. 1

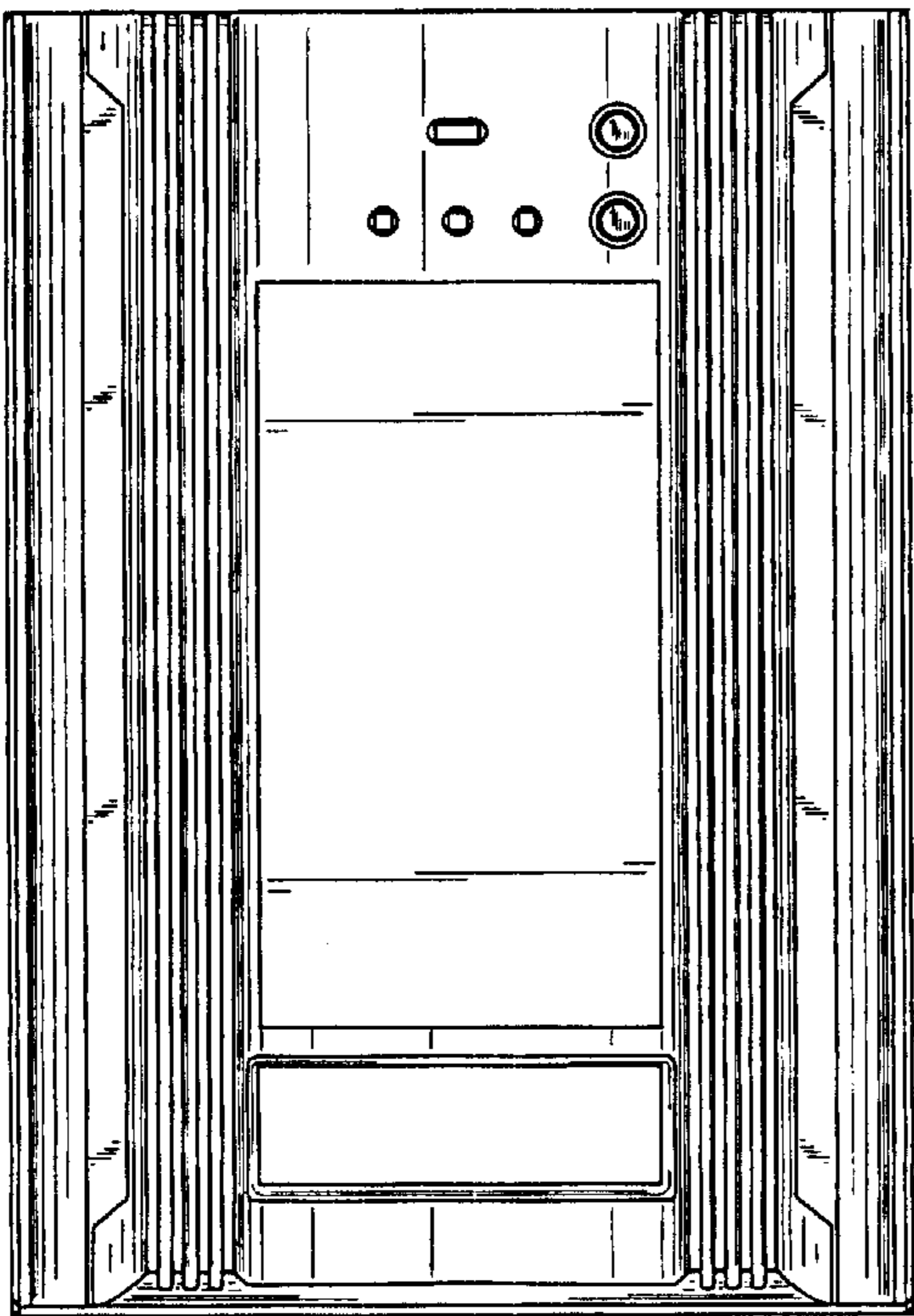


FIG. 2




FIG. 3



FIG. 4



FIG. 5




FIG. 6




FIG. 7