



US00D470471S

(12) **United States Design Patent**
Jordan et al.

(10) **Patent No.:** **US D470,471 S**

(45) **Date of Patent:** **** Feb. 18, 2003**

(54) **AUDIO SPEAKER CABINET**

D431,551 S * 10/2000 Wegner D14/210

(75) Inventors: **Jeff B. Jordan**, Baton Rouge, LA (US);
Michael Craig Romero, Youngstown,
LA (US)

* cited by examiner

Primary Examiner—Nanda Bondade

(74) *Attorney, Agent, or Firm*—Roy, Kiesel, Keegan &
DeNicola

(73) Assignee: **Southern Audio Services, Inc.**, Baton
Rouge, LA (US)

(57) **CLAIM**

(**) Term: **14 Years**

The ornamental design for the audio speaker cabinet, as
shown.

(21) Appl. No.: **29/153,306**

DESCRIPTION

(22) Filed: **Jan. 2, 2002**

(51) **LOC (7) Cl.** **14-01**

FIG. 1 is a front view of the audio speaker cabinet of this
invention.

(52) **U.S. Cl.** **D14/212**

FIG. 2 is a rear view of the audio speaker cabinet of this
invention.

(58) **Field of Search** D14/204, 207,
D14/209–216; 181/144–145, 147–148,
150, 153, 157, 198–199; 381/300–302,
306, 333, 345, 361–364, 386–388

FIG. 3 is a side view of the audio speaker cabinet of this
invention.

FIG. 4 is a view of the opposite side audio speaker cabinet
of this invention as illustrated in FIG. 3.

(56) **References Cited**

U.S. PATENT DOCUMENTS

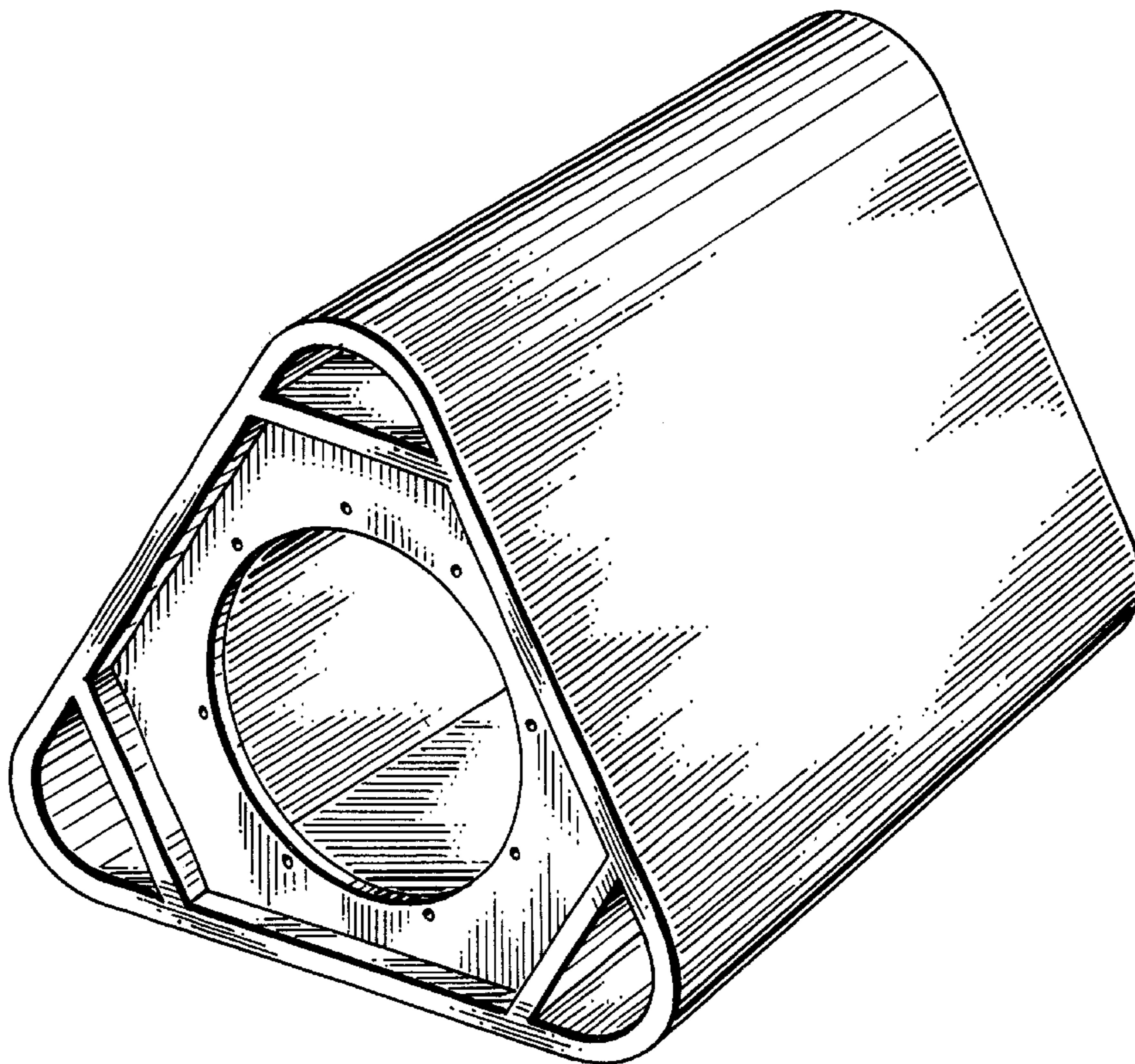
- D232,035 S * 7/1974 Rigney, Jr. D14/211
- D276,519 S * 11/1984 Hobrough et al. D14/214
- D297,233 S * 8/1988 Livigni D14/215
- D306,168 S * 2/1990 Caputo D14/204
- 5,105,906 A * 4/1992 Wegner 181/199
- D330,376 S * 10/1992 Kawaguchi D14/212

FIG. 5 is a top view of the audio speaker cabinet of this
invention.

FIG. 6 is a bottom view of the audio speaker cabinet of this
invention; and,

FIG. 7 is a three-quarter perspective view of the audio
speaker cabinet of this invention.

1 Claim, 3 Drawing Sheets



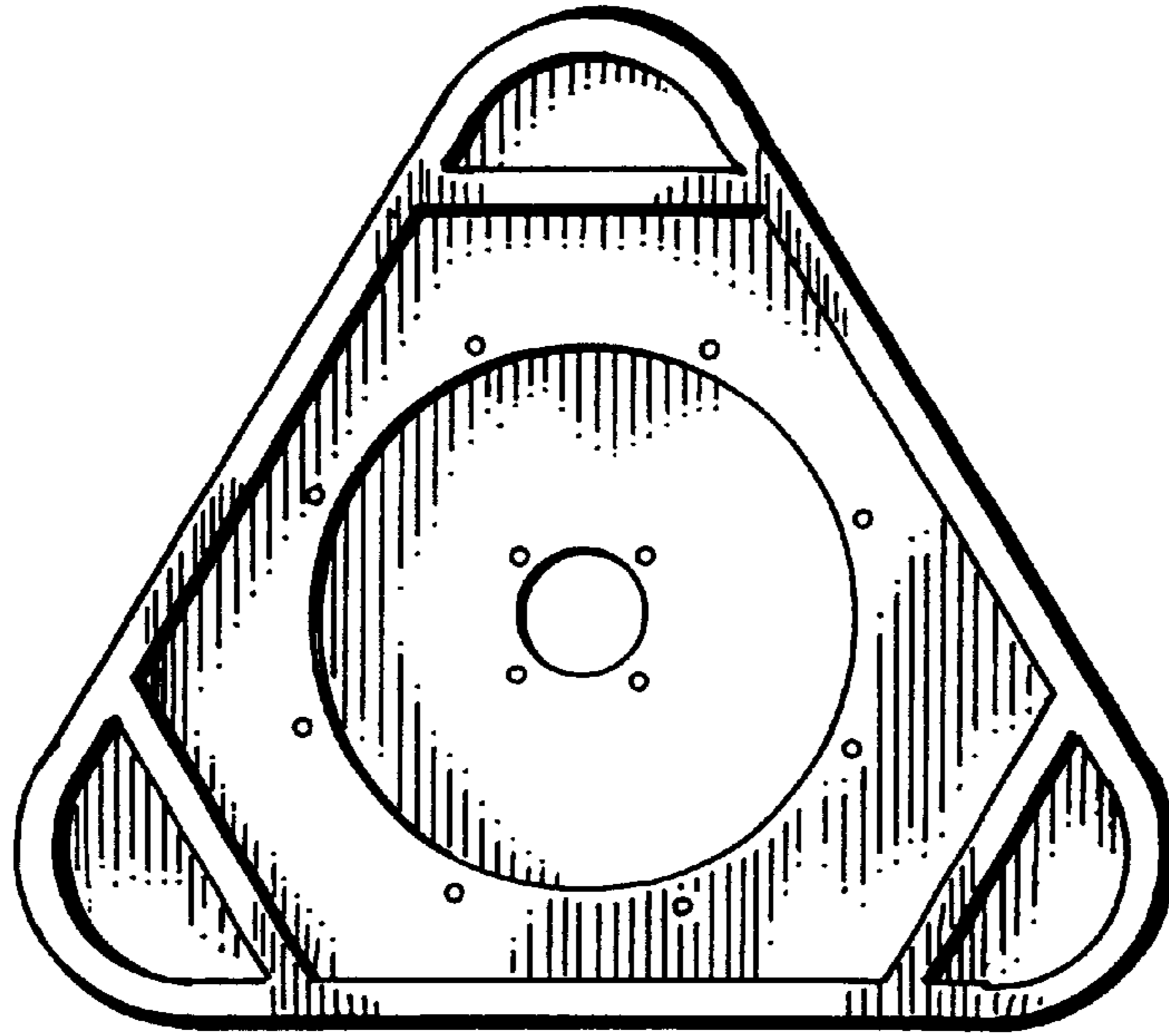


FIG. 1.

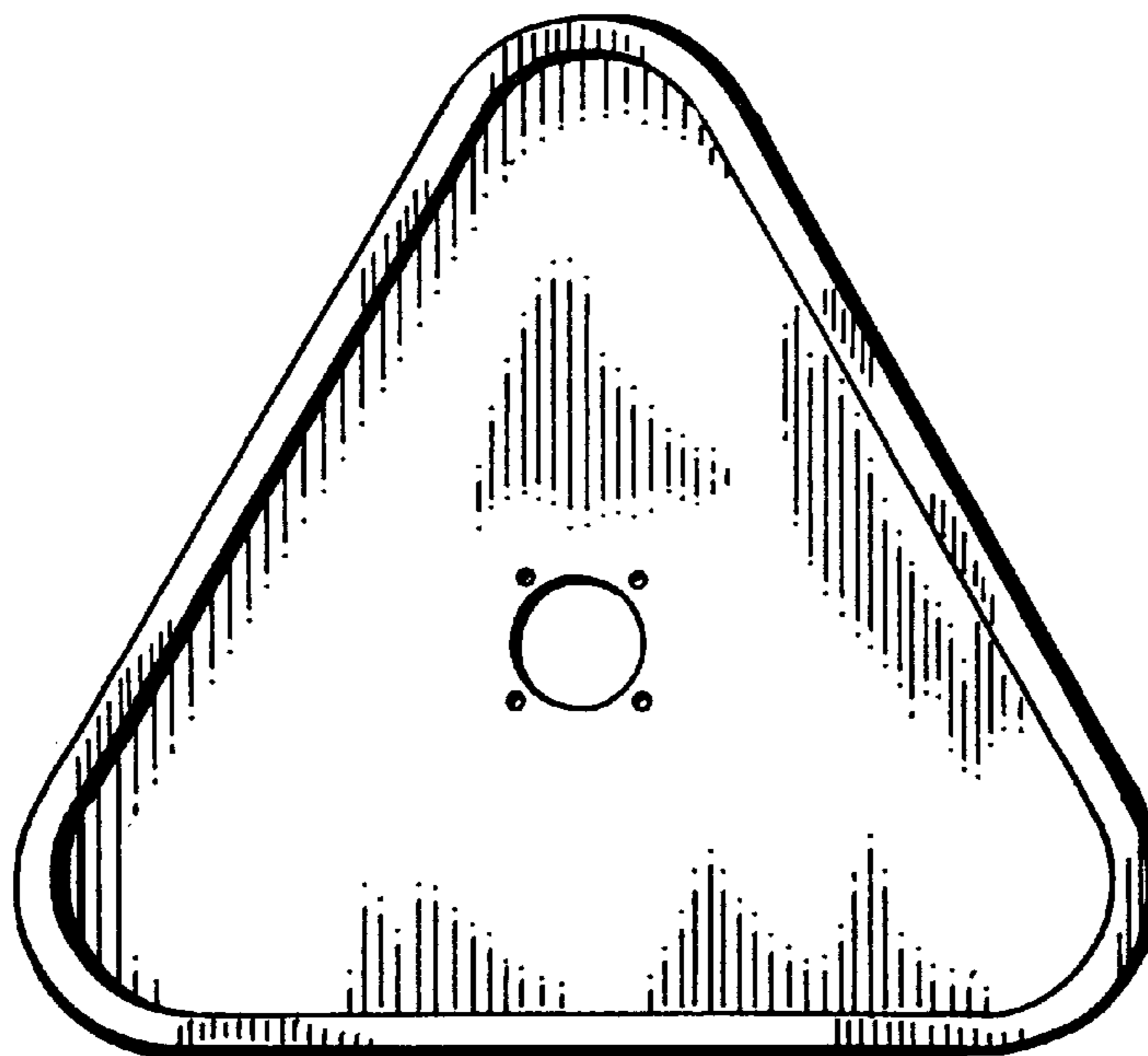


FIG. 2.




FIG. 3.




FIG. 5.




FIG. 4.




FIG. 6.

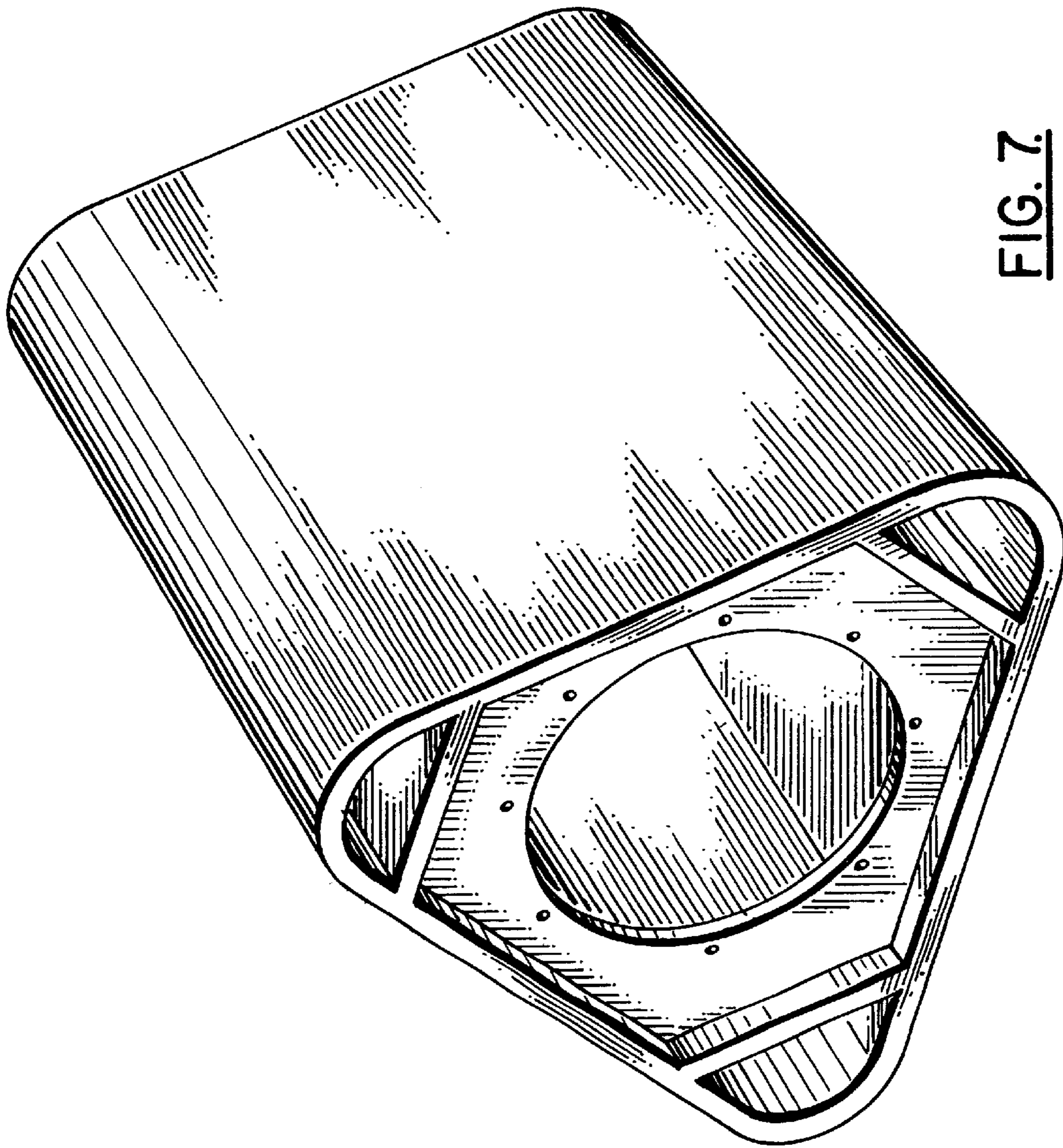


FIG. 7.