



US00D470466S

(12) **United States Design Patent**
Forlenza et al.

(10) **Patent No.:** **US D470,466 S**

(45) **Date of Patent:** **** Feb. 18, 2003**

(54) **TELEVISION CONSOLE**

(75) Inventors: **A. Michael Forlenza**, La Jolla, CA
(US); **Hiroaki Takatsuki**, La Jolla, CA
(US)

(73) Assignee: **Hitachi Home Electronics (America), Inc.**, San Diego, CA (US)

(**) Term: **14 Years**

(21) Appl. No.: **29/158,205**

(22) Filed: **Mar. 29, 2002**

(51) **LOC (7) Cl.** **14-03**

(52) **U.S. Cl.** **D14/128; D14/126; D14/133**

(58) **Field of Search** D14/125-134,
D14/239, 374; 312/7.2; 348/787, 789, 836,
838; 353/47, 74

(56) **References Cited**

U.S. PATENT DOCUMENTS

- D345,968 S * 4/1994 Bruce et al.
- D360,203 S * 7/1995 Bourgerie D14/128
- D368,087 S * 3/1996 Gioscia D14/128
- D384,659 S 10/1997 Suzuki

- D410,917 S 6/1999 Novak et al.
- D418,832 S * 1/2000 Tsuge D14/133
- D431,232 S 9/2000 Yokoyama et al.
- D434,015 S 11/2000 Oe et al.
- D440,950 S 4/2001 Oe et al.
- D442,926 S 5/2001 Kim et al.
- D455,133 S * 4/2002 Inoue D14/133

* cited by examiner

Primary Examiner—Raphael Barkai

(74) *Attorney, Agent, or Firm*—Knobbe, Martens, Olson & Bear, LLP

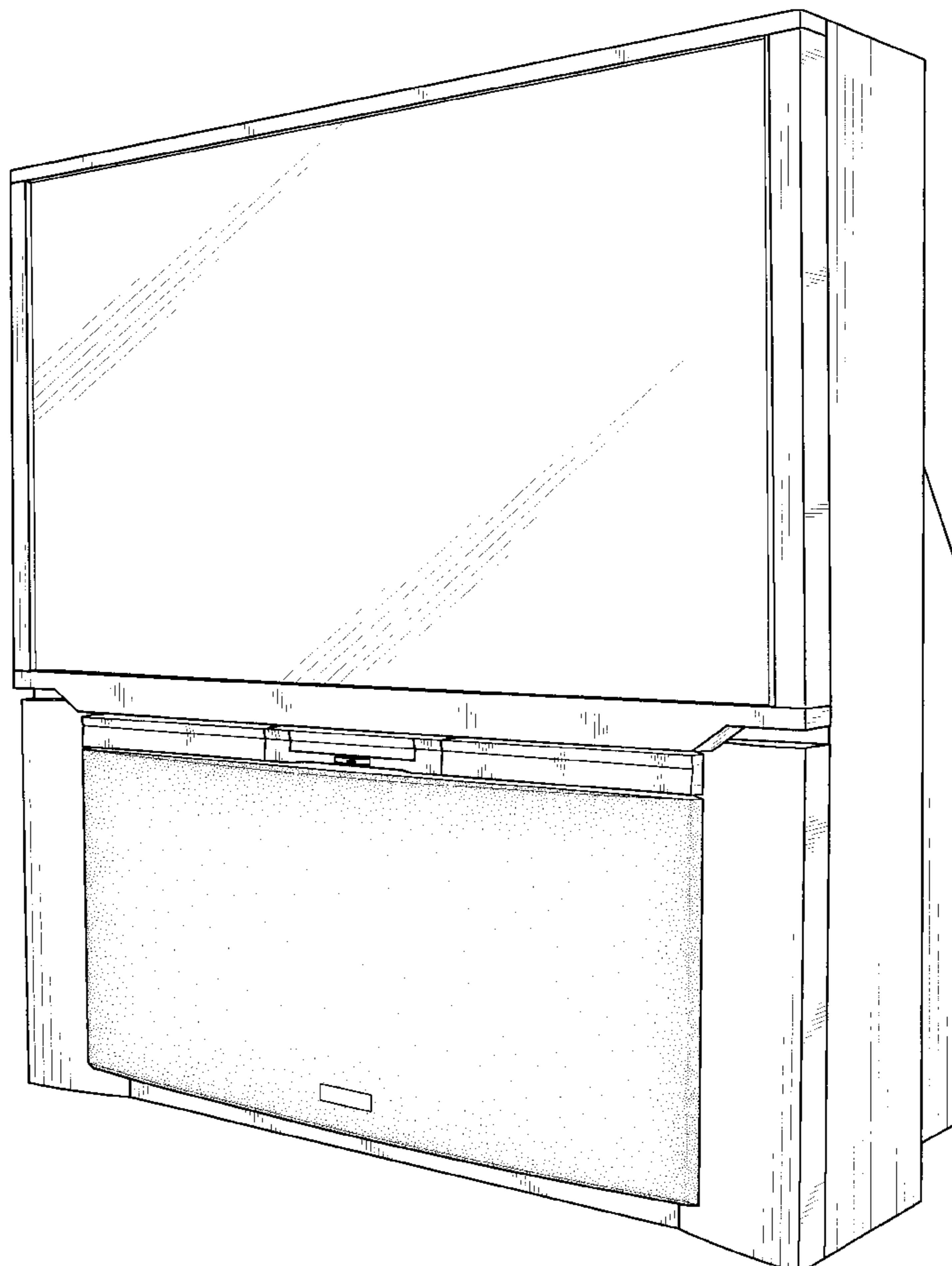
(57) **CLAIM**

The ornamental design for a television console, as shown and described.

DESCRIPTION

FIG. 1 is a perspective view of a television console;
FIG. 2 is a front elevational view thereof;
FIG. 3 is a right side elevational view thereof;
FIG. 4 is a left side elevational view thereof;
FIG. 5 is a rear elevational view thereof;
FIG. 6 is a top plan view thereof; and,
FIG. 7 is a bottom plan view thereof.

1 Claim, 6 Drawing Sheets



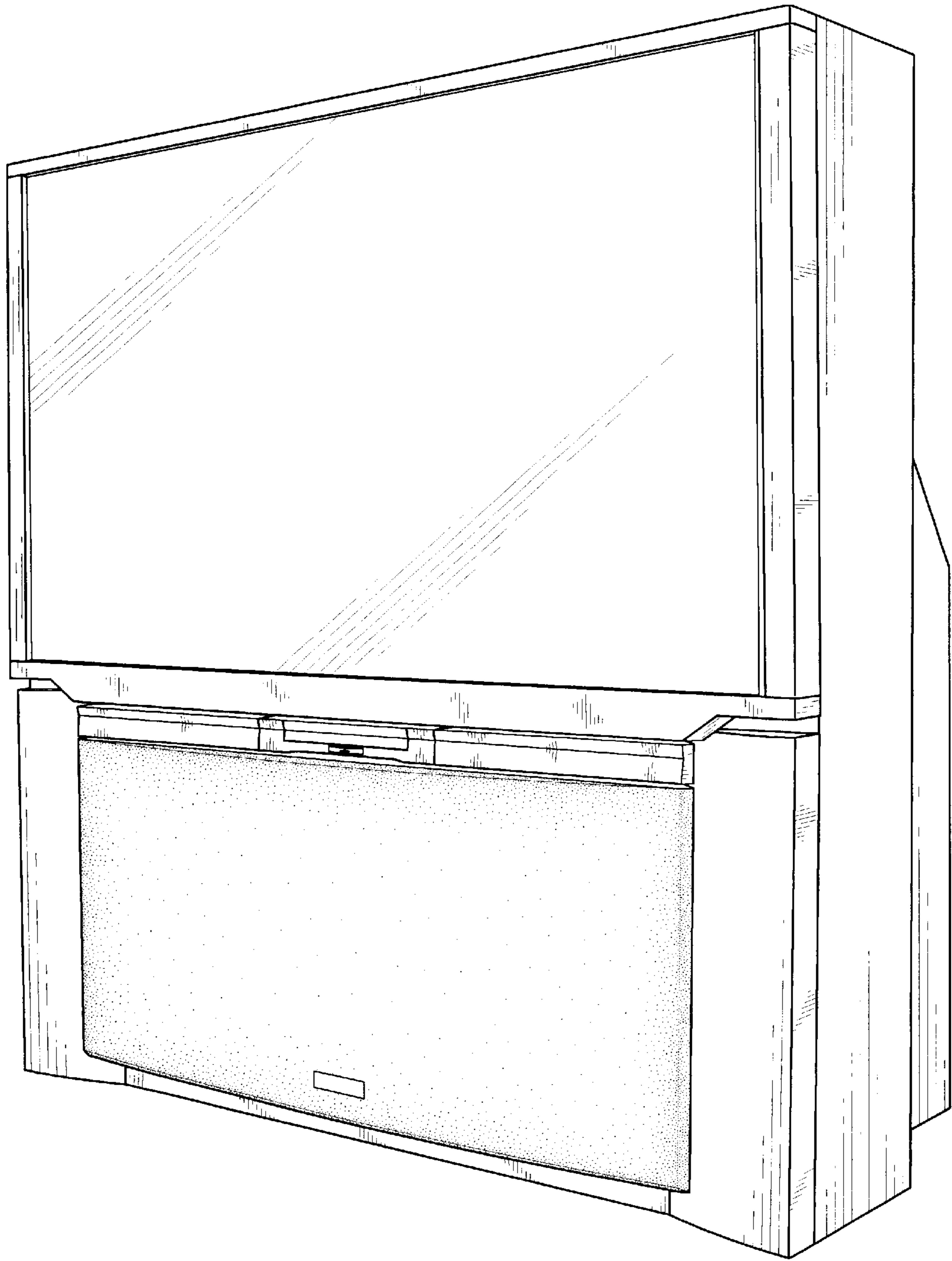


FIG. 1

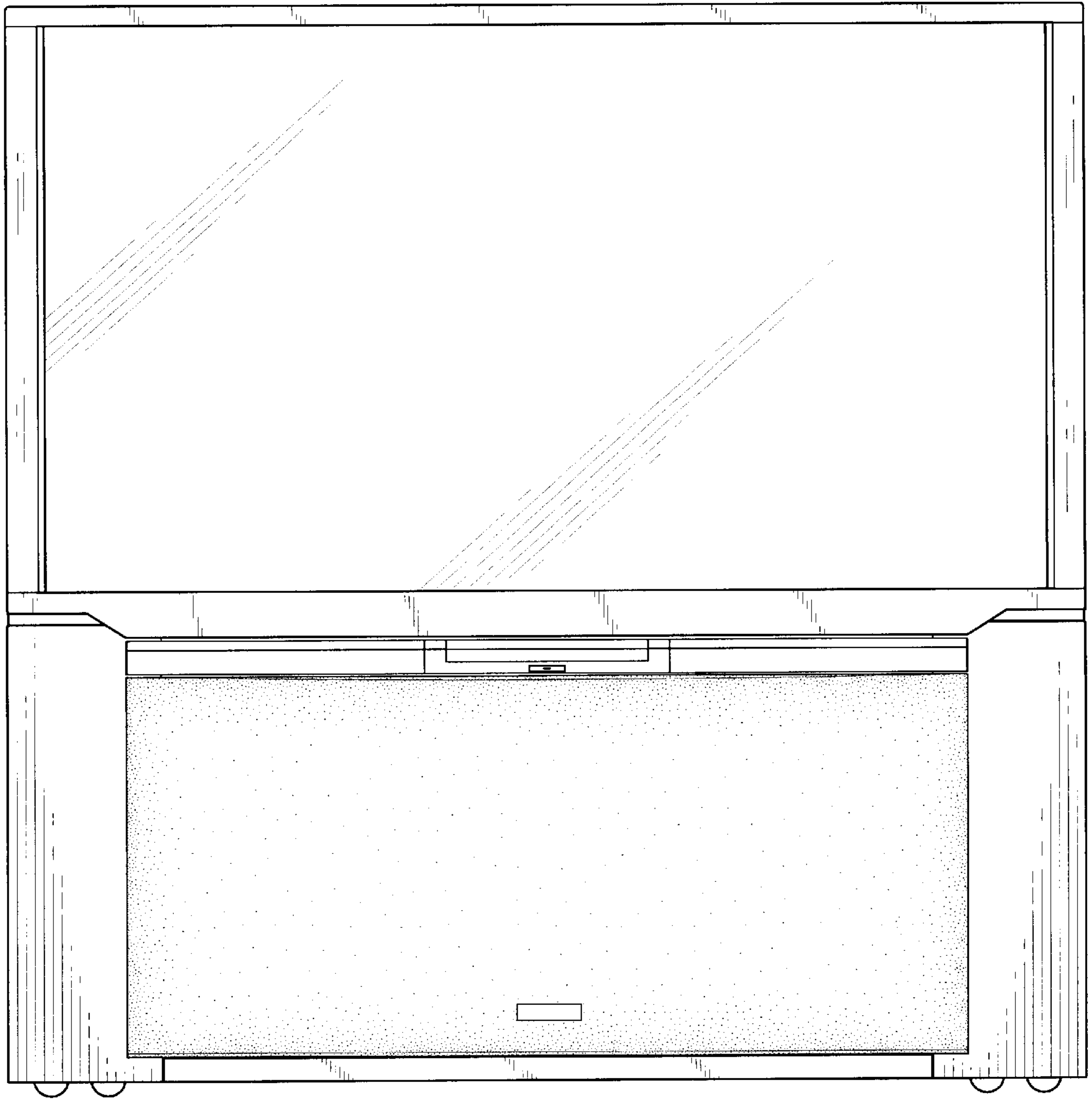


FIG. 2

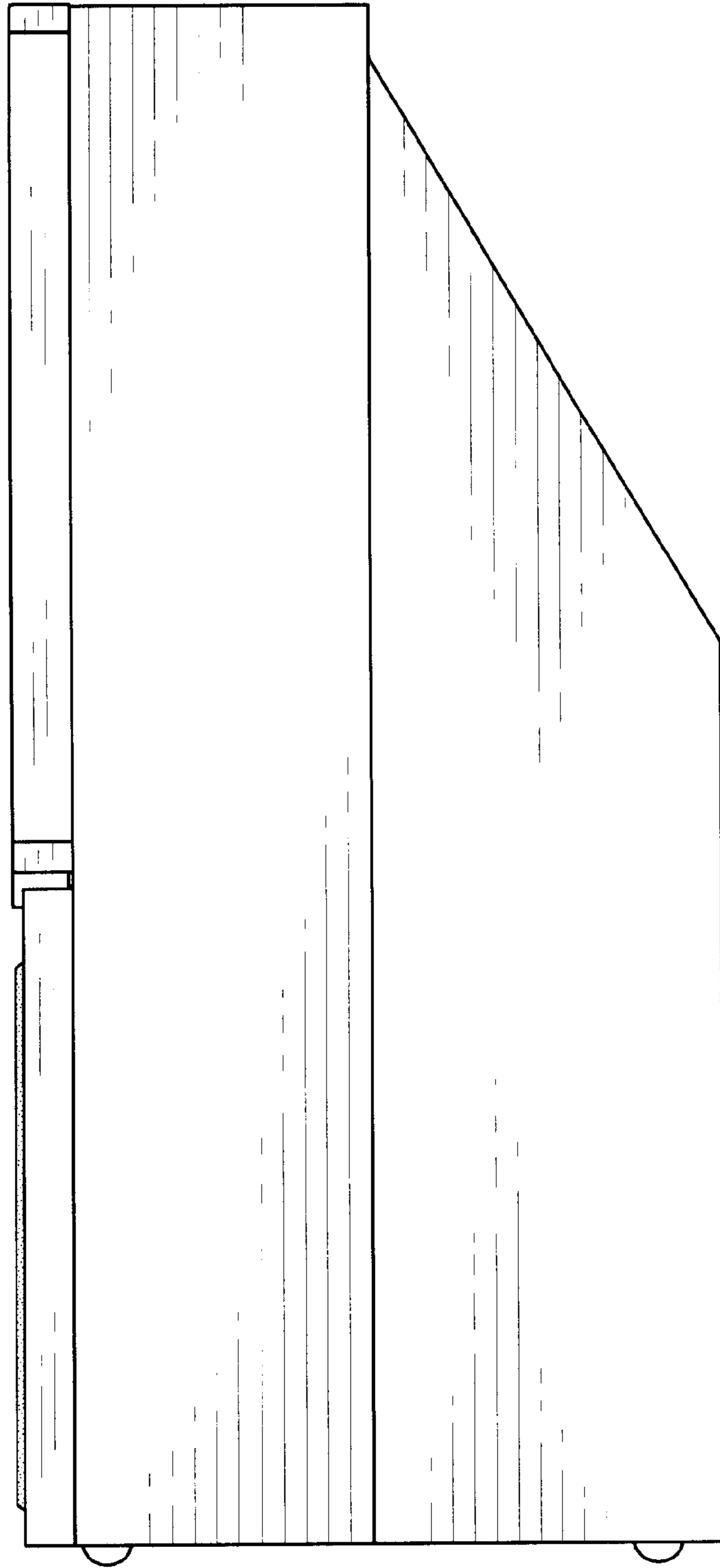


FIG. 3

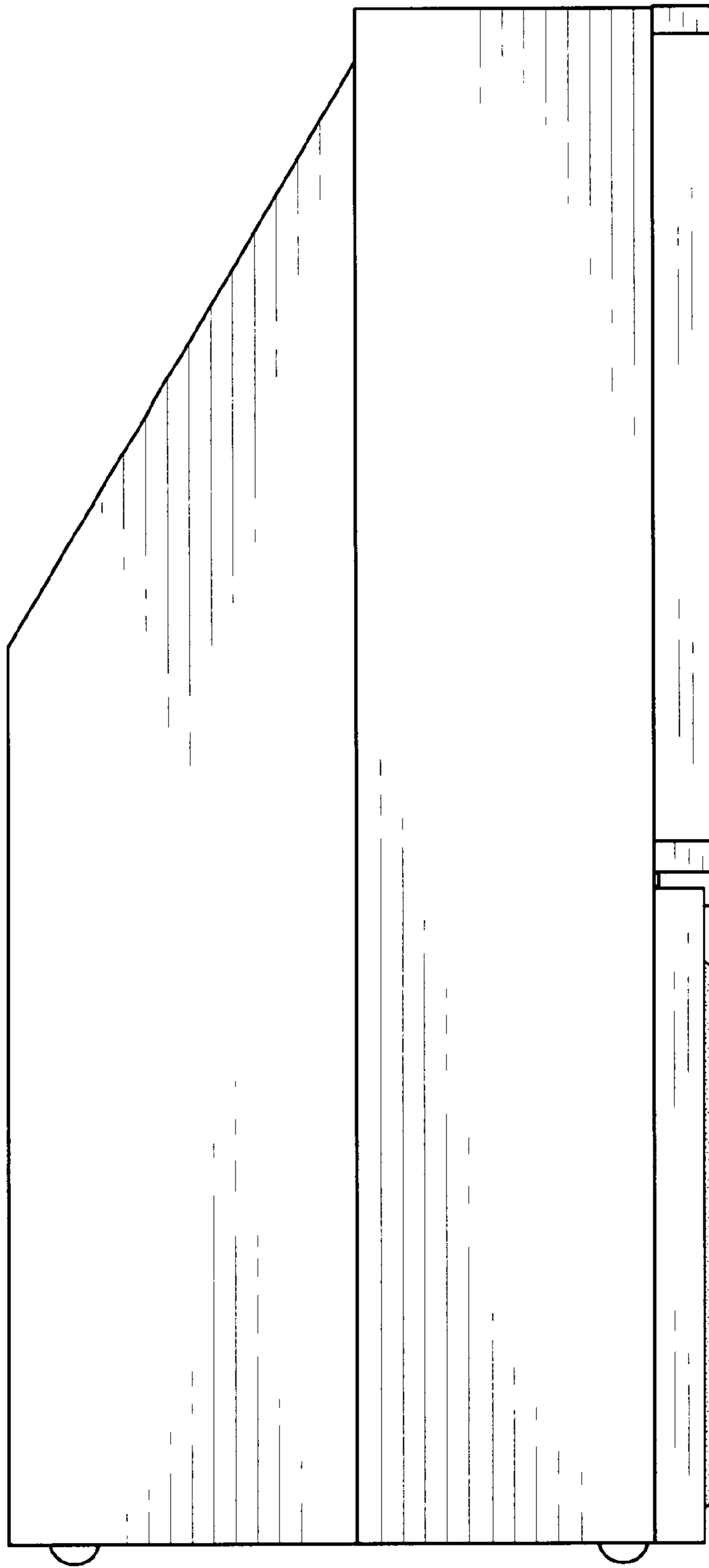


FIG. 4




FIG. 5




FIG. 6




FIG. 7