



US00D470460S

(12) **United States Design Patent**  
**Yu**

(10) **Patent No.:** **US D470,460 S**

(45) **Date of Patent:** **\*\* Feb. 18, 2003**

(54) **RECEPTACLE ADAPTER**

6,406,308 B1 \* 6/2002 Wang ..... 439/652

(76) Inventor: **Jeff Yu**, 1101 S. Winchester Blvd.  
#D146, San Jose, CA (US) 95128

\* cited by examiner

*Primary Examiner*—Jennifer Rivard

(\*\*) Term: **14 Years**

(57) **CLAIM**

(21) Appl. No.: **29/162,562**

The ornamental design for a receptacle adapter, as shown and described.

(22) Filed: **Jun. 19, 2002**

**DESCRIPTION**

(51) **LOC (7) Cl.** ..... **13-03**

(52) **U.S. Cl.** ..... **D13/139.8**

(58) **Field of Search** ..... D13/137.2, 137.3,  
D13/139.1–139.8; 439/650–654, 131, 536,  
954

FIG. 1 is a front perspective view of a receptacle adapter;  
FIG. 2 is a front elevational view thereof;  
FIG. 3 is a top view thereof;  
FIG. 4 is a rear elevational view thereof;  
FIG. 5 is a left elevational view thereof;  
FIG. 6 is a right elevational view thereof; and,  
FIG. 7 is a bottom view thereof.

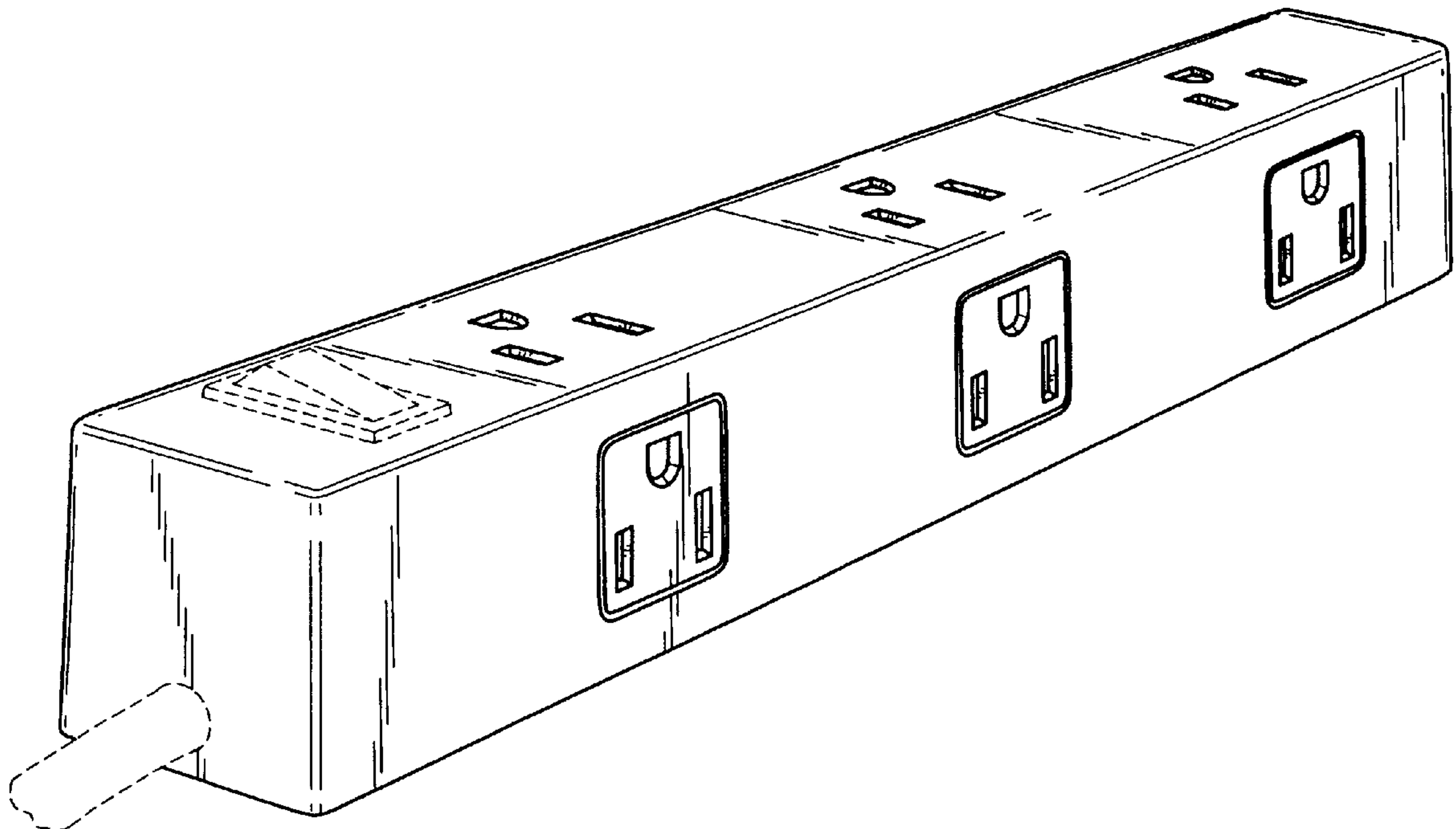
(56) **References Cited**

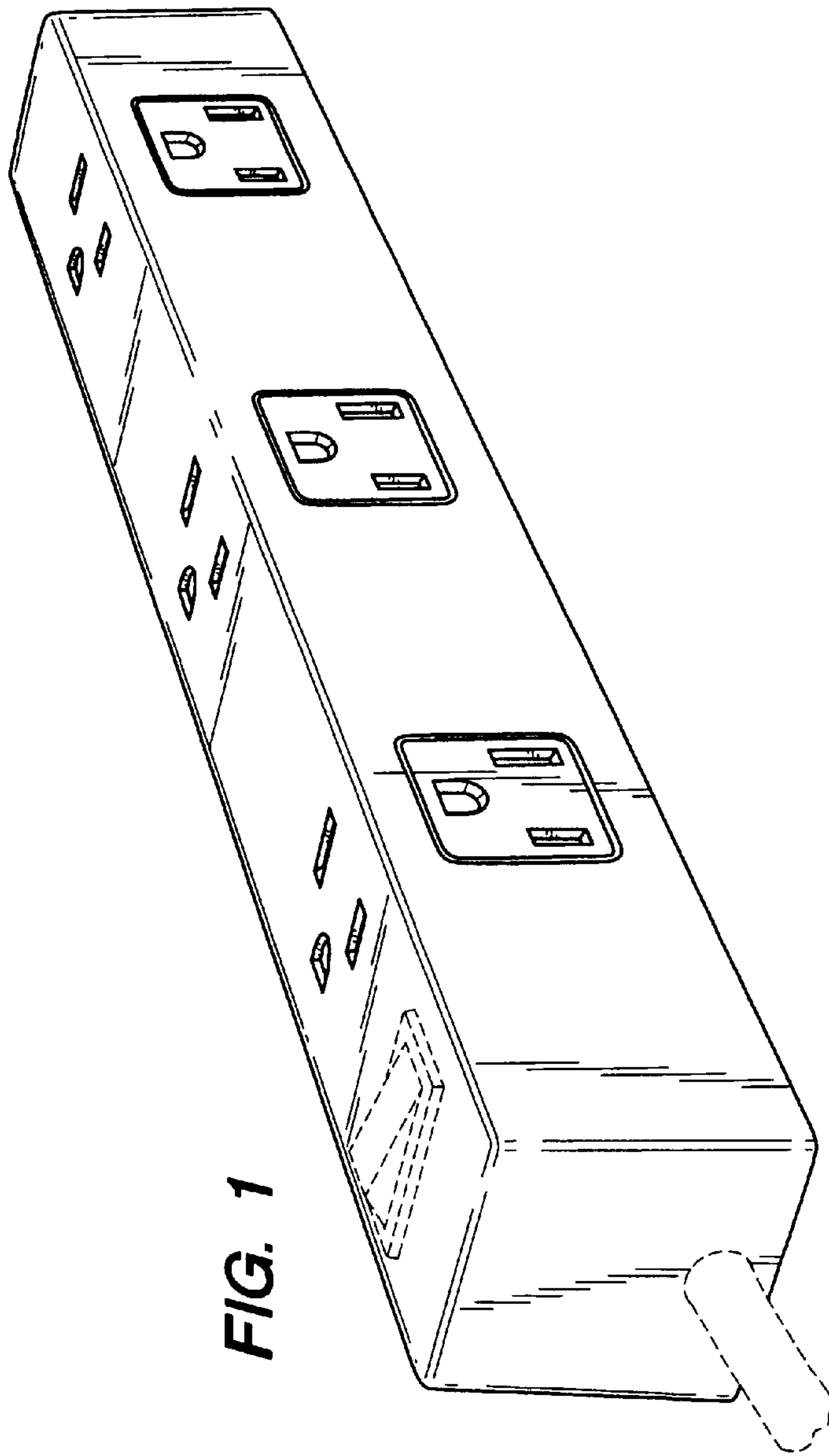
The broken line environmental showing is for illustrative purposes only and forms no part of the claimed design.

**U.S. PATENT DOCUMENTS**

- D217,251 S \* 4/1970 Kahn ..... D13/139.8
- D365,802 S \* 1/1996 Fladung ..... D13/139.8
- 5,582,522 A \* 12/1996 Johnson ..... 439/650

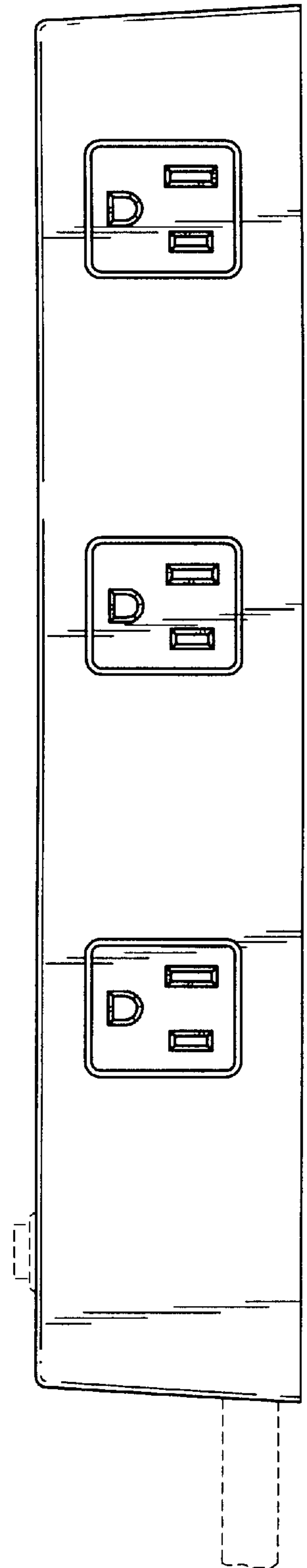
**1 Claim, 3 Drawing Sheets**






**FIG. 1**

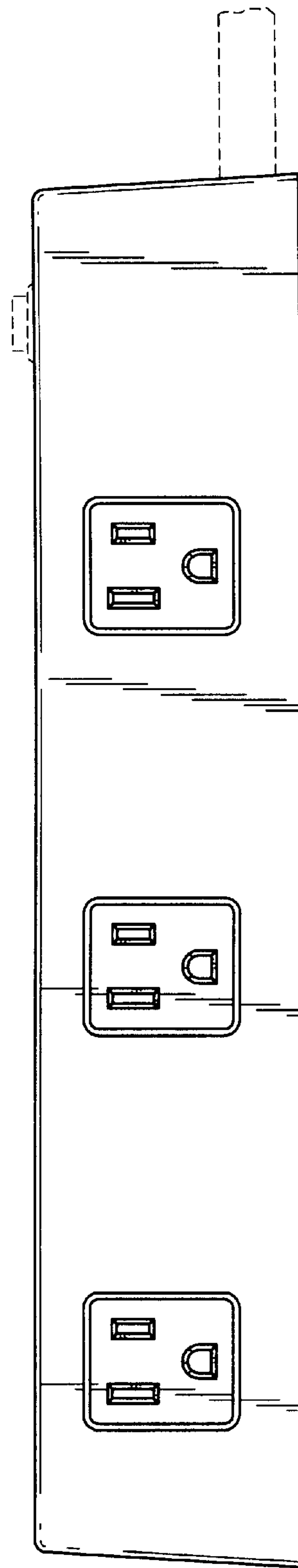
**FIG. 2**




**FIG. 3**



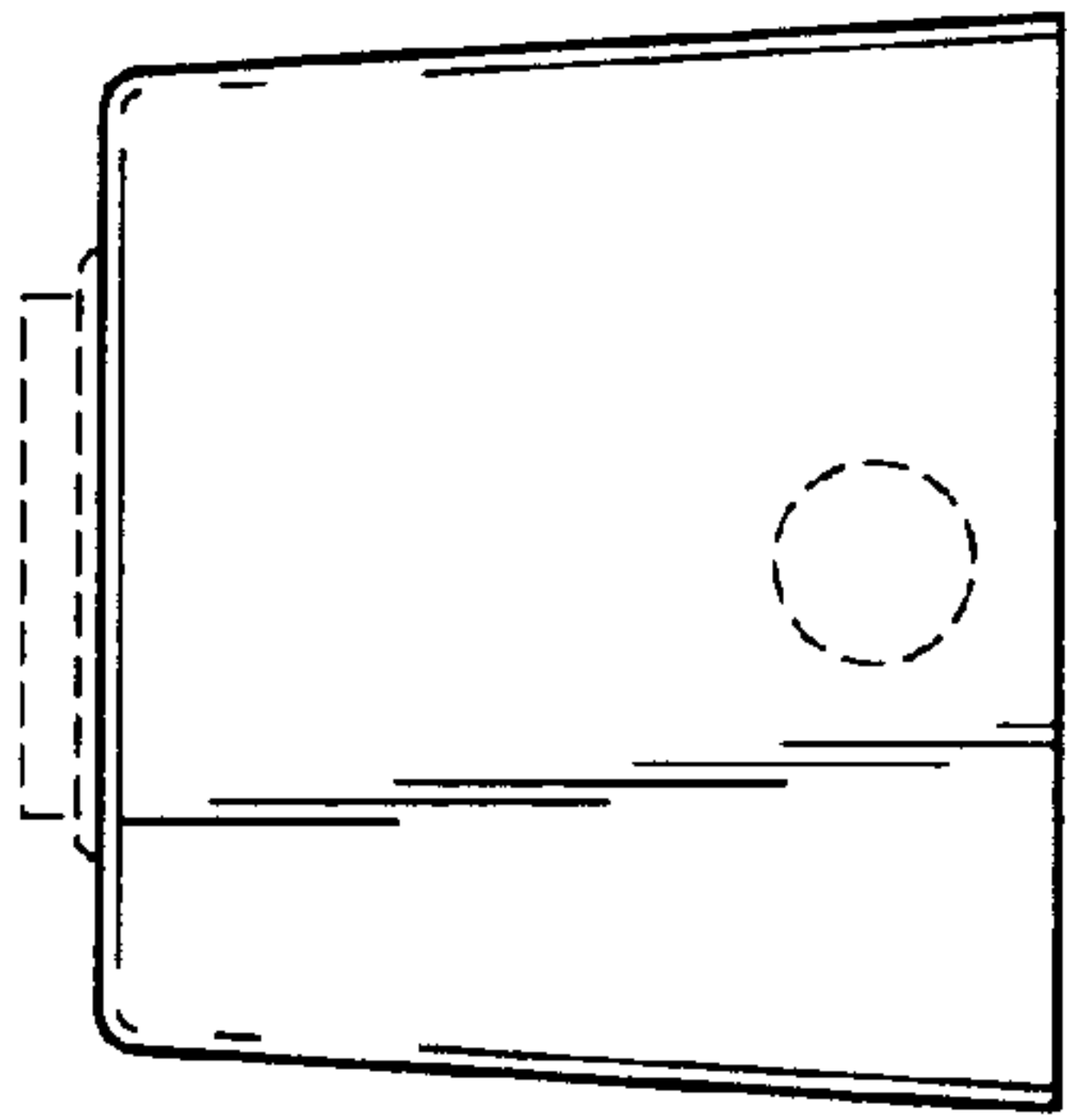
**FIG. 4**



**FIG. 6**



**FIG. 5**



**FIG. 7**

