



US00D470454S

(12) **United States Design Patent**
Helt

(10) **Patent No.:** **US D470,454 S**

(45) **Date of Patent:** **** Feb. 18, 2003**

(54) **TIRE TREAD**

(75) **Inventor:** **Jean-Nicolas Helt**, Mont-Saint-Martin (FR)

(73) **Assignee:** **The Goodyear Tire & Rubber Company**, Akron, OH (US)

(**) **Term:** **14 Years**

(21) **Appl. No.:** **29/157,735**

(22) **Filed:** **Mar. 25, 2002**

(51) **LOC (7) Cl.** **12-15**

(52) **U.S. Cl.** **D12/582**

(58) **Field of Search** D12/534, 547, D12/548, 549, 550, 569, 582, 583, 584, 585, 588; 152/209.1, 209.9, 209.25, 209.28

(56) **References Cited**

U.S. PATENT DOCUMENTS

2,186,180	A	*	1/1940	Sloman et al.	152/209.25
D213,750	S	*	4/1969	Tucker	D12/583
D334,362	S	*	3/1993	Stone et al.	D12/601
D380,995	S	*	7/1997	Grosskopf	D12/588
D414,725	S	*	10/1999	Kemp, Jr. et al.	D12/588
D455,709	S	*	4/2002	Dixon et al.	D12/588
D457,855	S	*	5/2002	Bawin et al.	D12/582
D461,446	S	*	8/2002	Janjareh et al.	D12/588

OTHER PUBLICATIONS

Mickey Thompson Indy Profile S/S Tire, 2001 Tread Design Guide, Jan. 2001, p. 50. 3/2.*

Galaxy High Flotation Turf Special (Golf) Tire, 2001 Tread Design Guide, Jan. 2001, p. 181. 4/3.*

Bandag Eclipse Rib—Mileages Sipes Over The Road All Wheel Positions Tire, 2001 Tread Design Guide, Jan. 2001, p. 219. 4/3.*

* cited by examiner

Primary Examiner—Robert M. Spear

(74) *Attorney, Agent, or Firm*—David L. King

(57) **CLAIM**

The ornamental design for a tire tread, as shown and described.

DESCRIPTION

FIG. 1 is a perspective view of a tire tread showing our new design, it being understood that the pattern repeats uniformly throughout the circumference of the tread;

FIG. 2 is a front elevational view thereof;

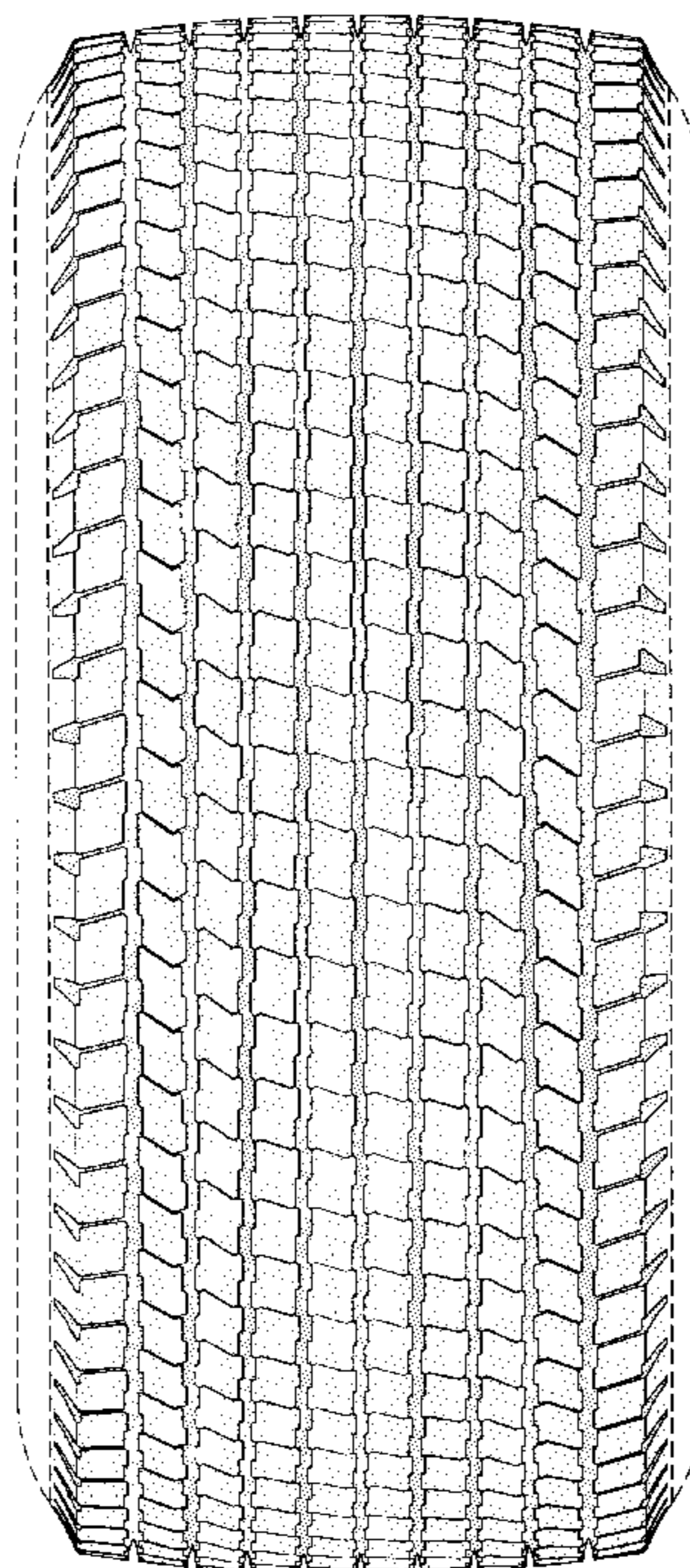
FIG. 3 is a side elevational view thereof, the opposite side elevational view being identical thereto; and,

FIG. 4 is an enlarged fragmentary perspective view.

In the drawings, the broken lines defining the sidewall and inner bead and the peripheral boundary between the tire tread and the sidewall are for illustrative purposes only and form no part of the claimed design.

The dark stippled surface shading represents the recessed portion of the tread grooves, having a depth as best shown along the top and bottom edges of FIG. 2.

1 Claim, 4 Drawing Sheets



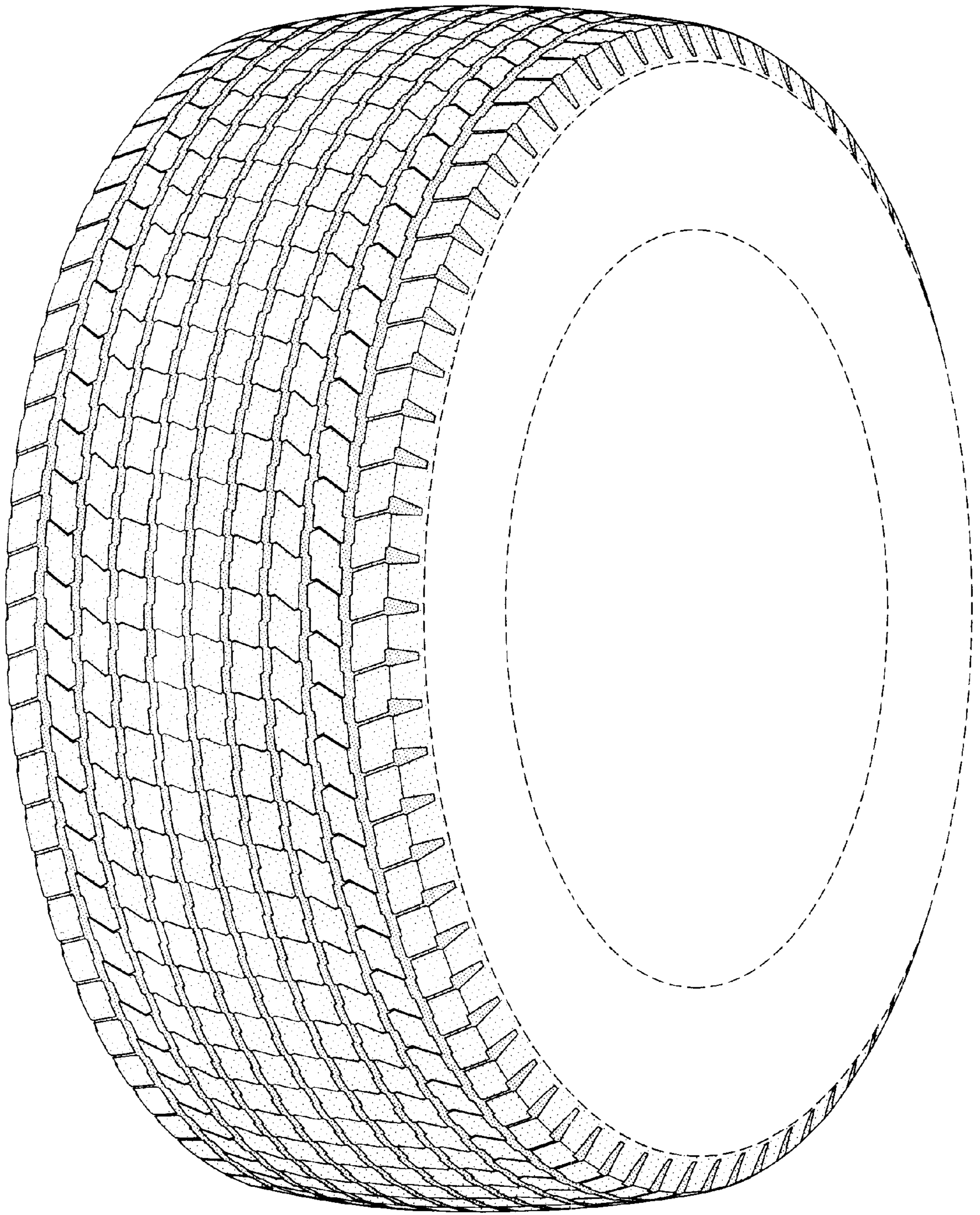


FIG-1

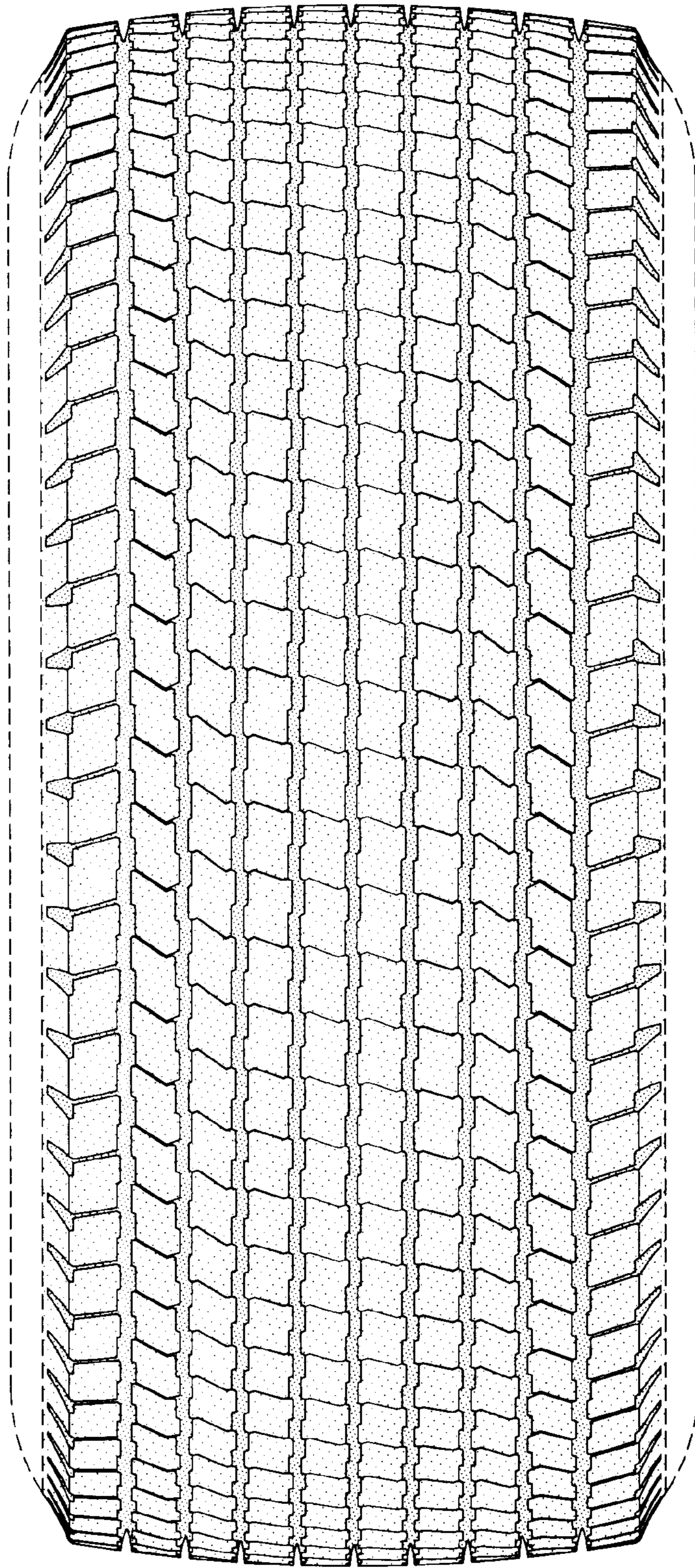


FIG-2

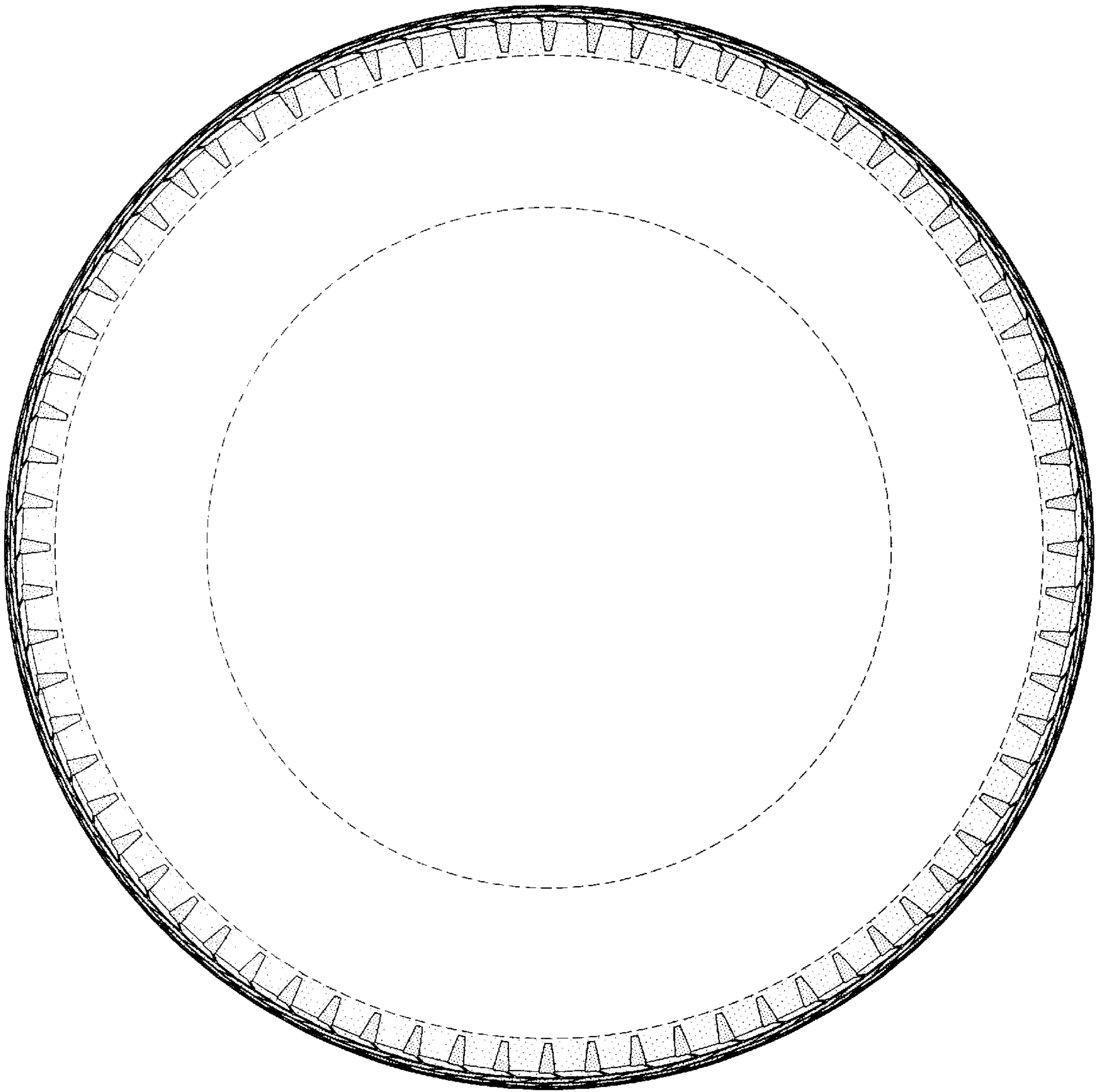


FIG-3

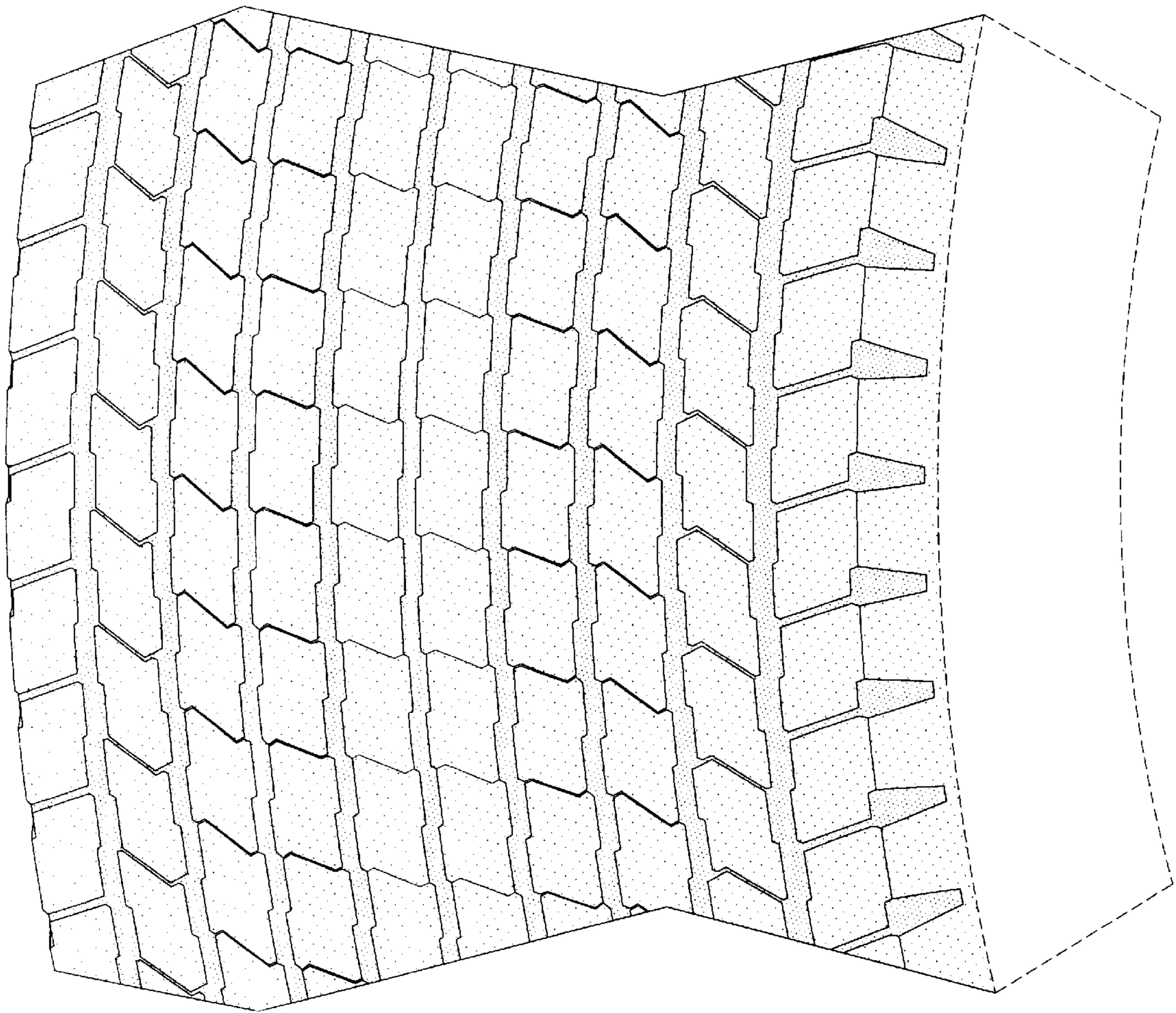


FIG-4