



US00D470452S

(12) **United States Design Patent**  
**Flood et al.**

(10) **Patent No.:** **US D470,452 S**

(45) **Date of Patent:** **\*\* Feb. 18, 2003**

(54) **WHEEL**

(75) Inventors: **Nicholas Flood**, County Westmeath (IE); **Patrick Beirne**, County Westmeath (IE); **Thomas Mullen**, County Meath (IE)

(73) Assignee: **Menza Limited**, Castlepollard (IE)

(\*\*) Term: **14 Years**

(21) Appl. No.: **29/152,371**

(22) Filed: **Dec. 20, 2001**

(51) **LOC (7) Cl.** ..... **12-15**

(52) **U.S. Cl.** ..... **D12/501**

(58) **Field of Search** ..... D12/112, 128,  
D12/534, 535, 569, 570; D21/423, 779;  
152/151, 209.9, 453, 514, 524, DIG. 18;  
280/29, 200, 205

(56) **References Cited**

**U.S. PATENT DOCUMENTS**

D192,417 S \* 3/1962 Hulterstrum ..... D12/501

D205,065 S \* 6/1966 Bollinger et al. .... D12/501  
D249,678 S \* 9/1978 Rotheiser ..... D12/204  
D294,418 S \* 2/1988 Salvesen et al. .... D12/204  
D318,355 S \* 7/1991 Salvesen ..... D12/501  
D326,837 S \* 6/1992 Hulterstrum ..... D12/204  
D328,053 S \* 7/1992 Markling ..... D12/204

\* cited by examiner

*Primary Examiner*—Robert M. Spear

(74) *Attorney, Agent, or Firm*—Jacobson Holman PLLC

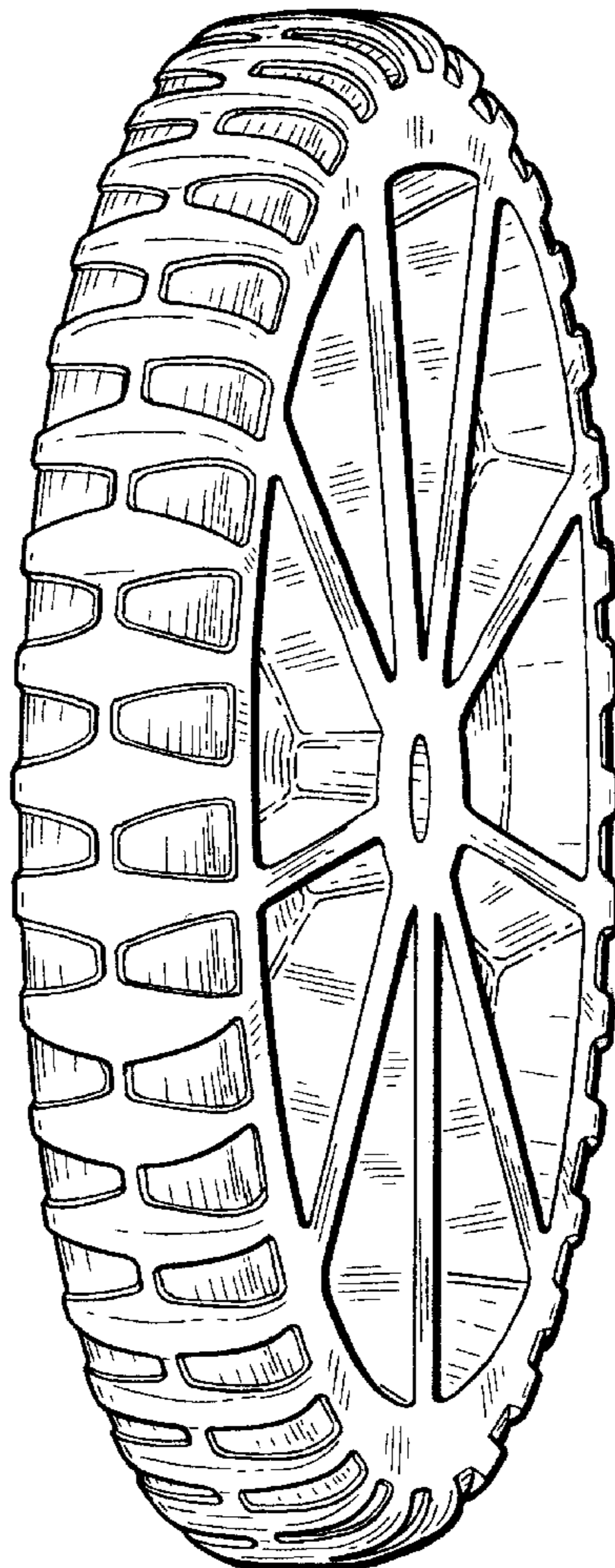
(57) **CLAIM**

We claim the ornamental design for a wheel, as shown and described.

**DESCRIPTION**

FIG. 1 is a perspective view of a wheel;  
FIG. 2 is another perspective view of the wheel; and,  
FIG. 3 is a plan view of the wheel laid flat.

**1 Claim, 3 Drawing Sheets**



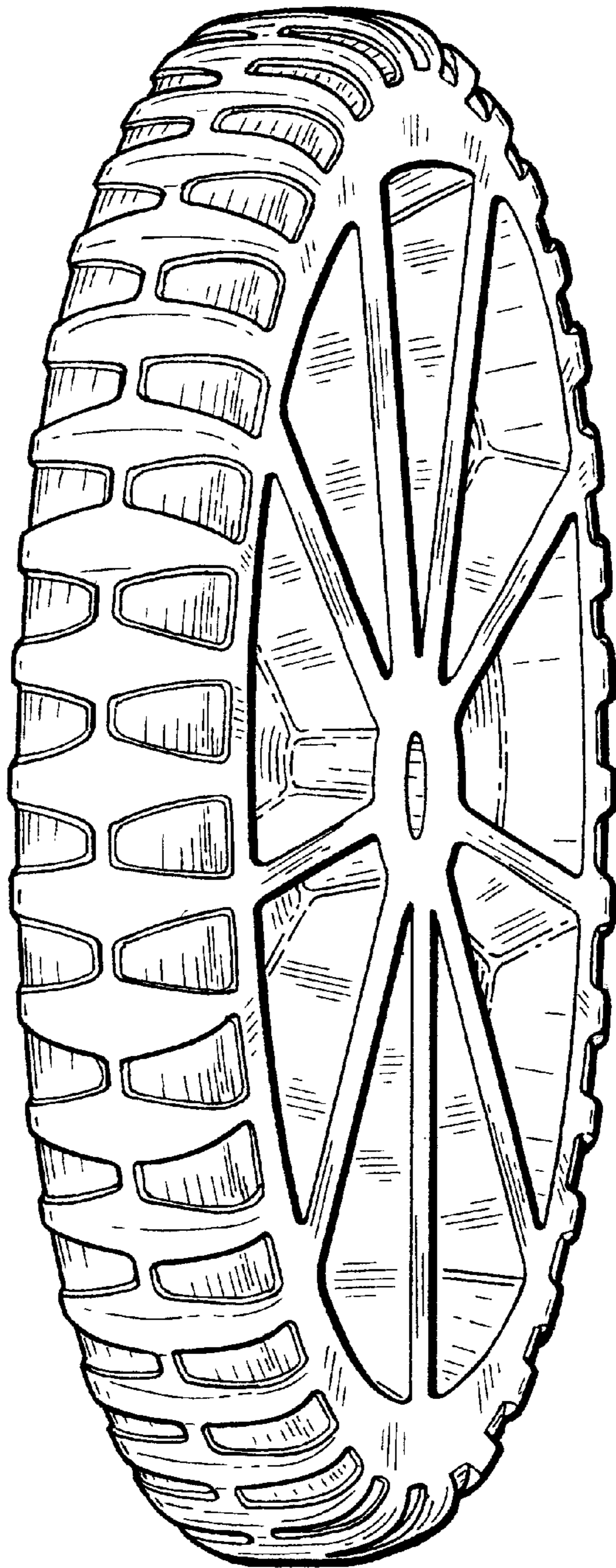


FIG. 1

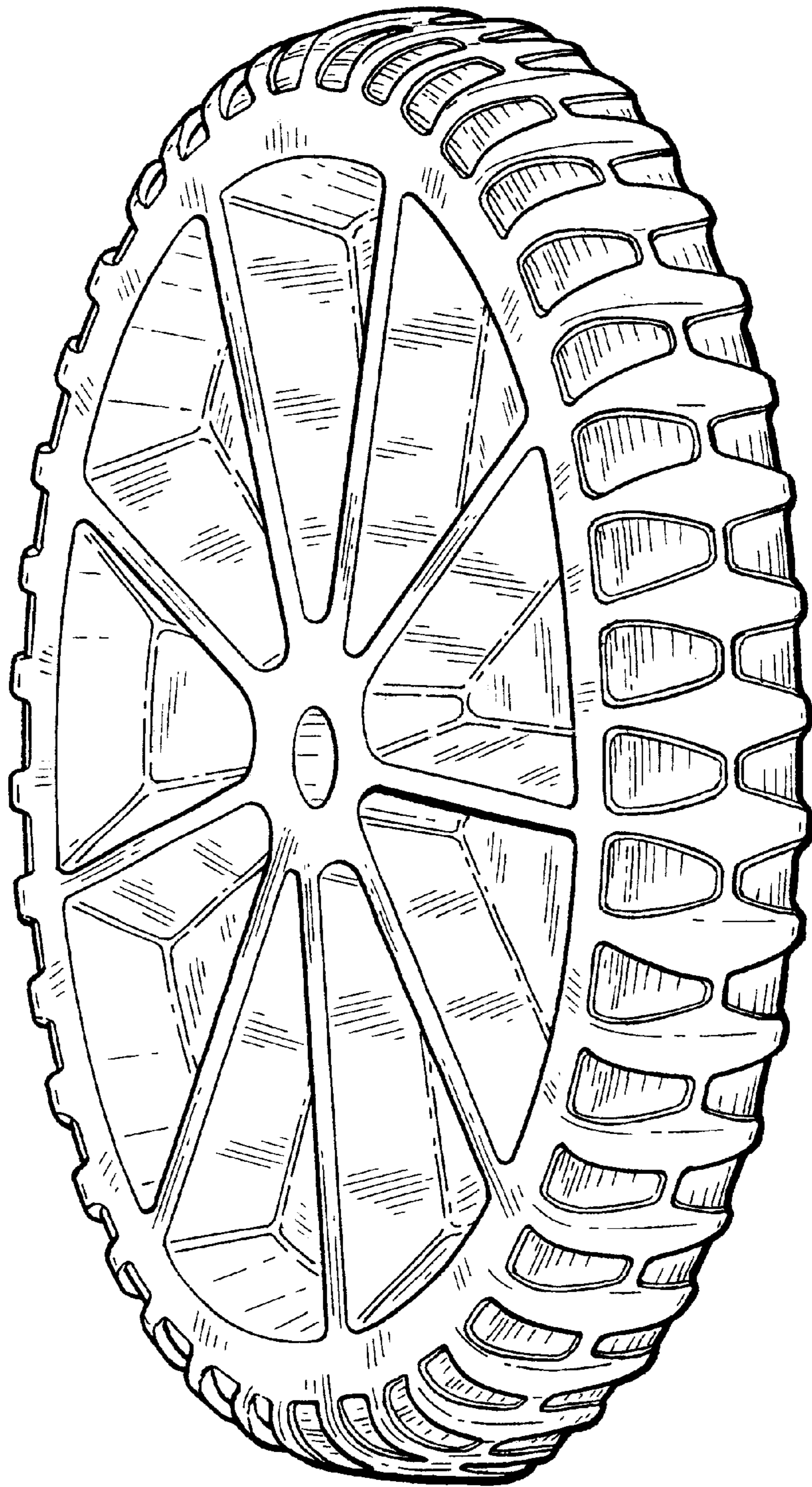



FIG. 2



*FIG. 3*