



US00D470440S

(12) **United States Design Patent**
Rose et al.

(10) **Patent No.:** **US D470,440 S**

(45) **Date of Patent:** **** Feb. 18, 2003**

- (54) **BICYCLE SHOCK ABSORBER LOWER TUBE ASSEMBLY**
- (75) Inventors: **Russell J. Rose**, Colorado Springs, CO (US); **Mark Norris**, Colorado Springs, CO (US)
- (73) Assignee: **RockShox, Inc.**, Colorado Springs, CO (US)
- (**) Term: **14 Years**
- (21) Appl. No.: **29/134,634**
- (22) Filed: **Dec. 26, 2000**
- (51) **LOC (7) Cl.** **12-11**
- (52) **U.S. Cl.** **D12/118**
- (58) **Field of Search** D12/111, 117, D12/118; 280/276-280, 281.1, 288.1-288.3

(56) **References Cited**

U.S. PATENT DOCUMENTS

D391,530 S	3/1998	Turner	
D401,537 S	11/1998	Turner	
D406,802 S	* 3/1999	D'Aluisio et al. D12/118
D411,147 S	* 6/1999	Tsai D12/118

OTHER PUBLICATIONS

- Psylo Race—RockShox Pioneering Suspension 2001 Product Brochure.
- Psylo XC—RockShox Pioneering Suspension 2001 Product Brochure.
- SID Race—RockShox Pioneering Suspension 2001 Product Brochure.
- SID 100—RockShox Pioneering Suspension 2001 Product Brochure.
- Judy SL—RockShox Pioneering Suspension 2001 Product Brochure.

- Judy TT—RockShox Pioneering Suspension 2001 Product Brochure.
- Jett—RockShox Pioneering Suspension 2001 Product Brochure.
- Metro XC—RockShox Pioneering Suspension 2001 Product Brochure.
- Jett XC Riding—Metro Trekking/Commuting/Comfort, RockShox Pioneering Suspension 2001 Marketing Brochure.
- Judy XC Riding//XC Racing//Enduro.
- Boxxer//Downhill—RockShox Pioneering Suspension 2001 Marketing Brochure.
- SID//Superlight XC Racing—RockShox Pioneering Suspension 2001 Marketing Brochure.
- Psylo XC//Enduro//Dual Slalom—RockShox Pioneering Suspension 2001 marketing Brochure.

* cited by examiner

Primary Examiner—Alan P. Douglas
Assistant Examiner—Linda Brooks
 (74) *Attorney, Agent, or Firm*—Milan Milosevic; Lisa Wunderlich

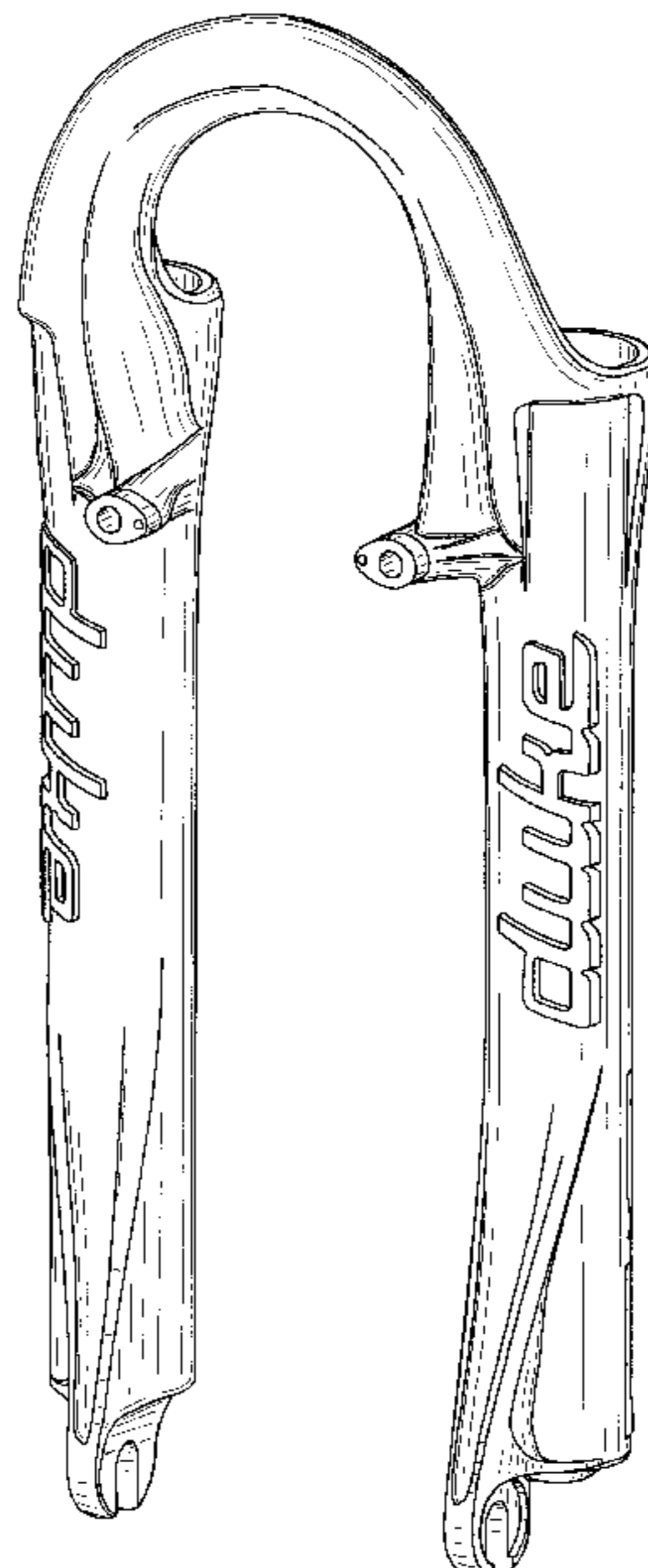
(57) **CLAIM**

The ornamental design for the bicycle shock absorber lower tube assembly, as shown and described.

DESCRIPTION

FIG. 1 is a front side elevational view of a bicycle shock absorber lower tube assembly of our new design; FIG. 2 is a back side elevational view of our design of FIG. 1; FIG. 3 is a side elevational view of our design of FIG. 1; FIG. 4 is a side elevational view of our design of FIG. 1; FIG. 5 is a top plan view of our design of FIG. 1; and, FIG. 6 is a front perspective view of our design of FIG. 1.

1 Claim, 6 Drawing Sheets



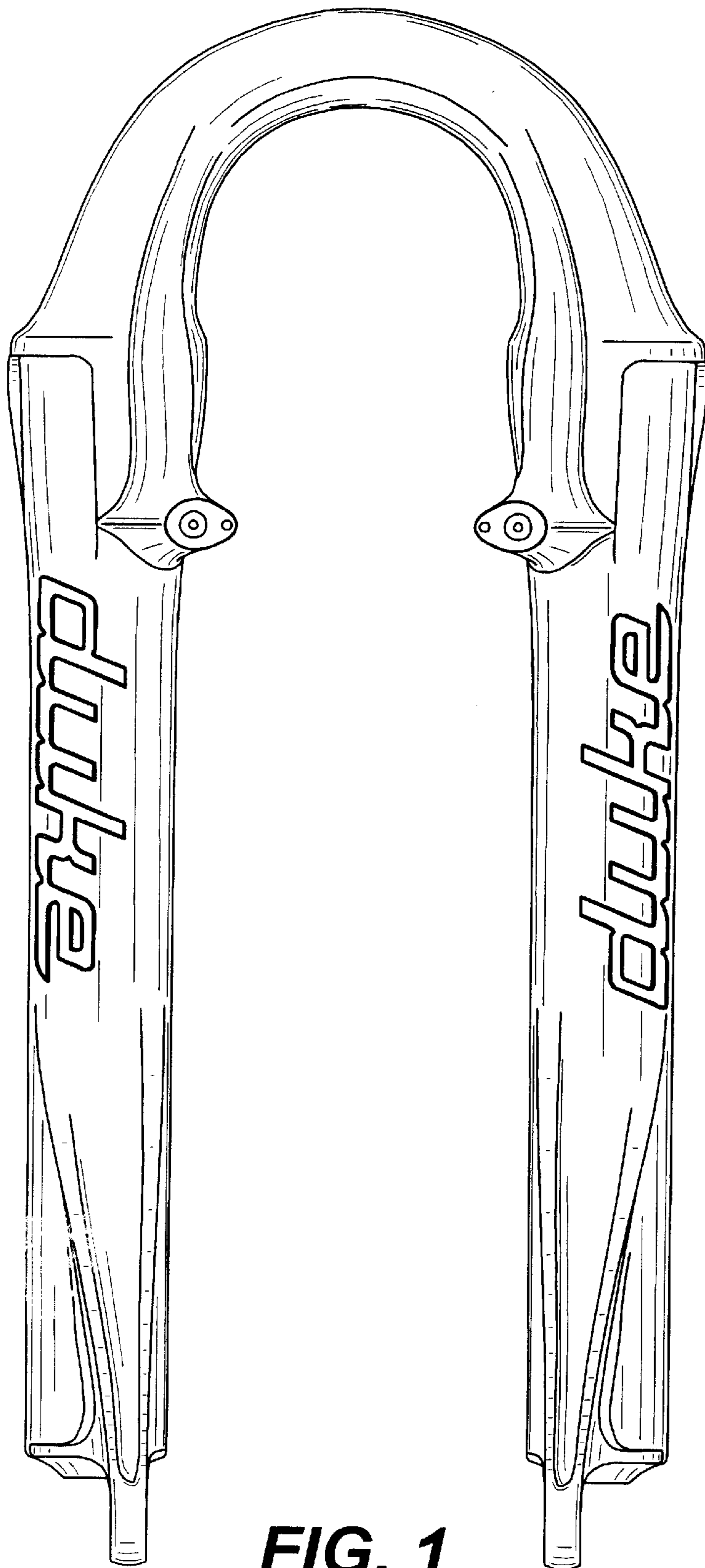


FIG. 1

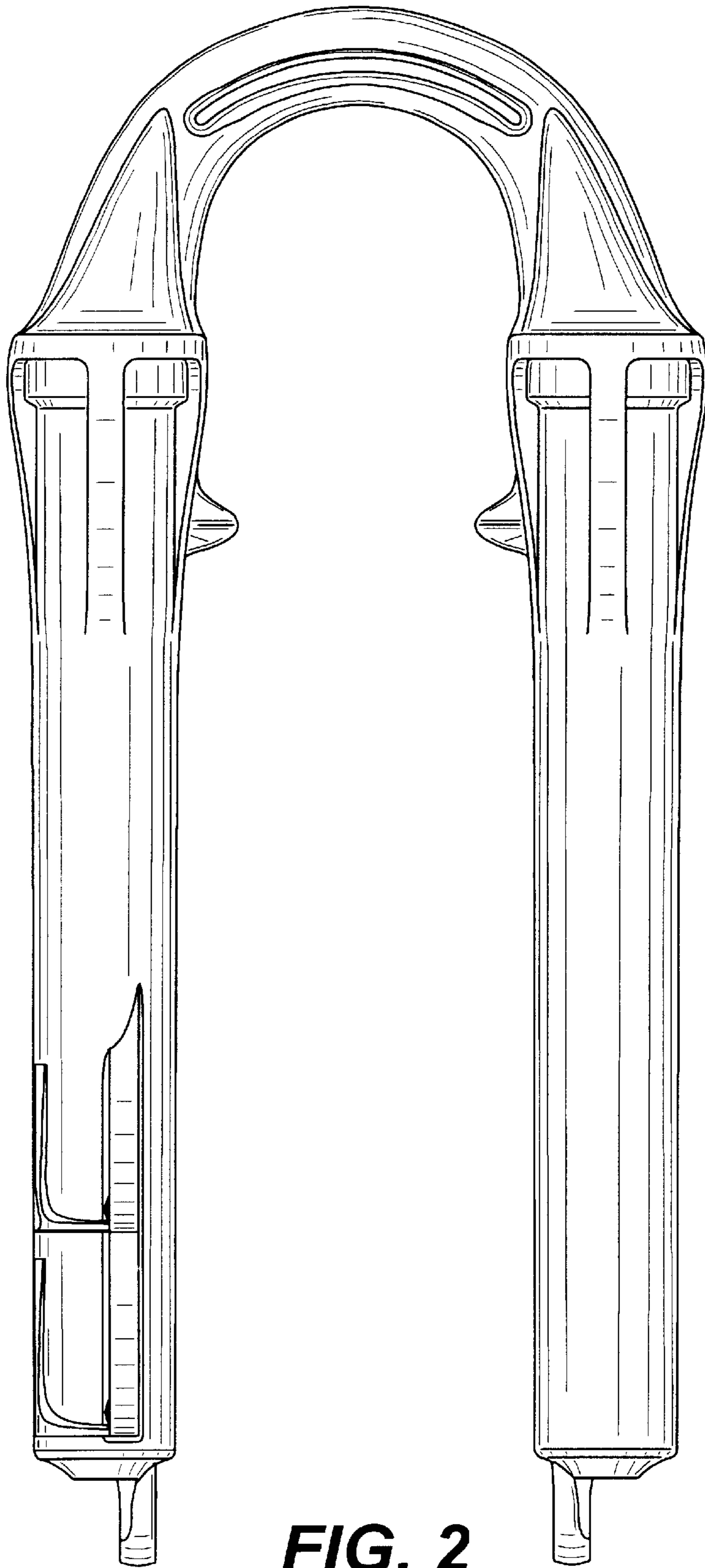


FIG. 2

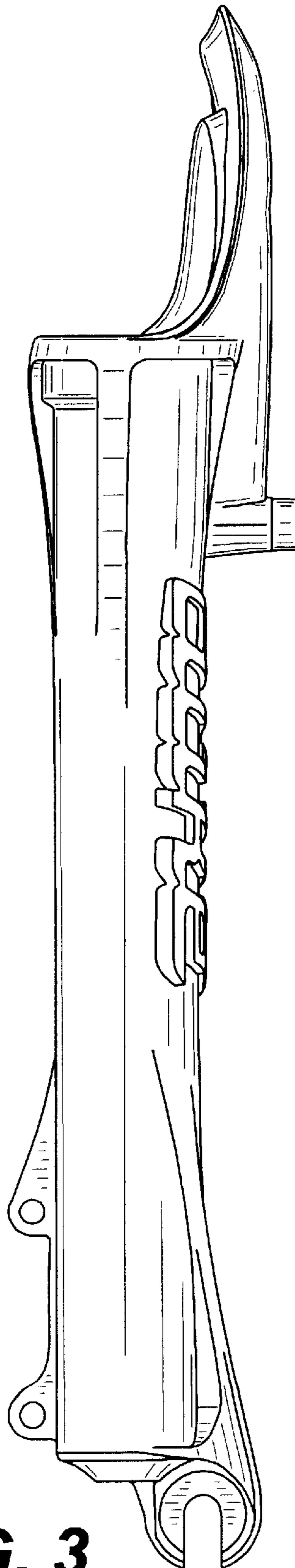


FIG. 3

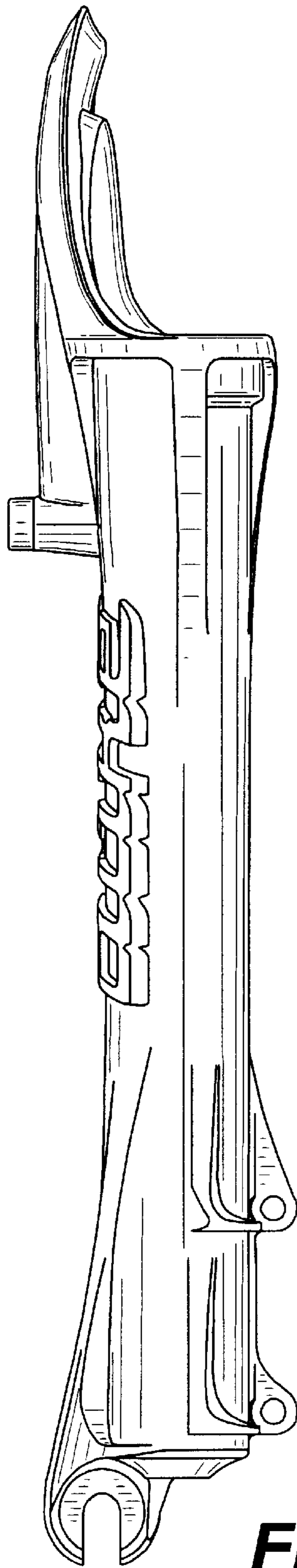


FIG. 4

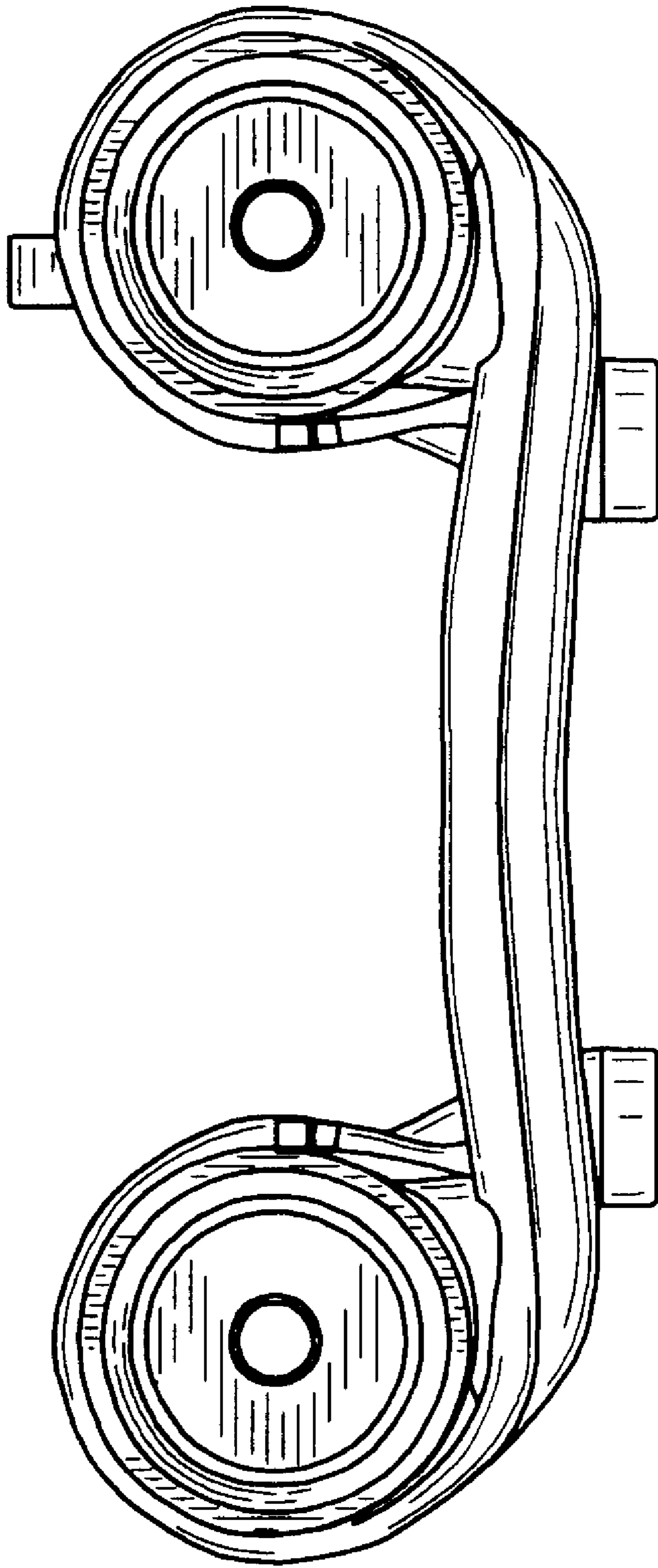


FIG. 5

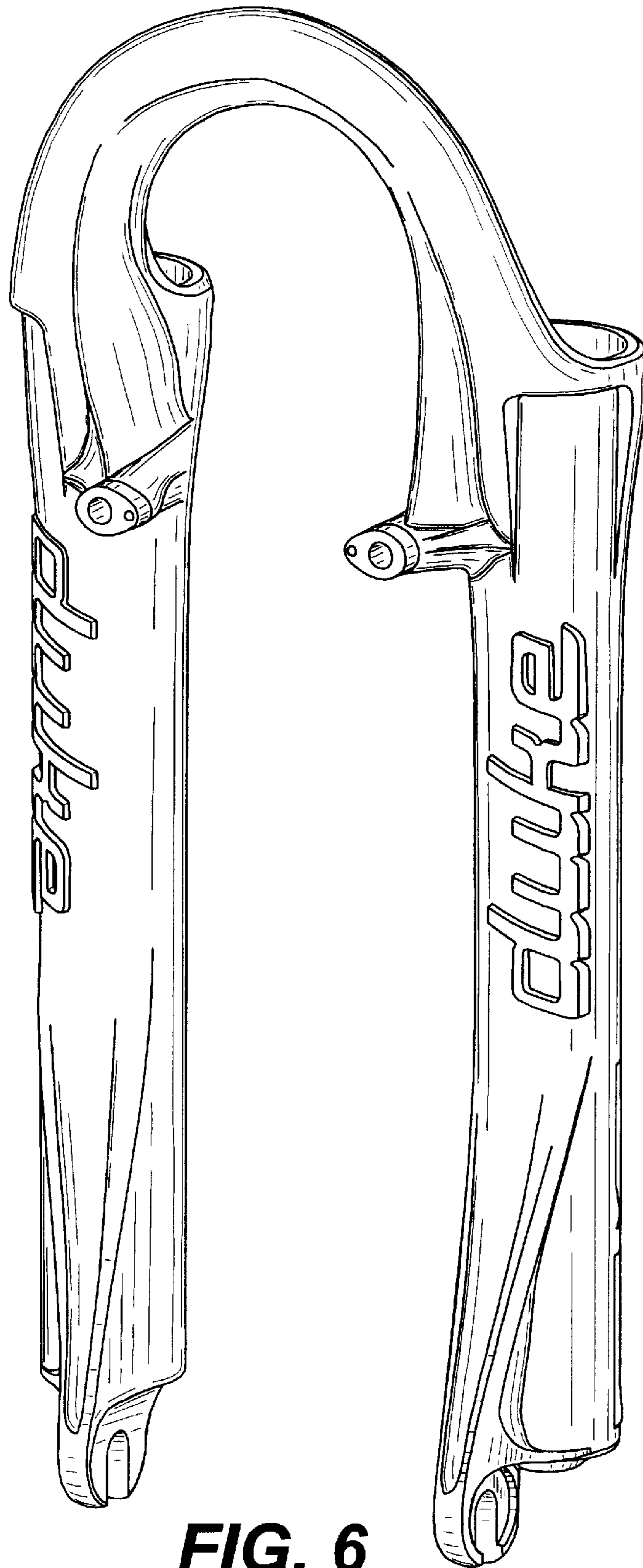


FIG. 6