



US00D470439S

(12) **United States Design Patent**  
**Ban et al.**

(10) **Patent No.:** **US D470,439 S**

(45) **Date of Patent:** **\*\* Feb. 18, 2003**

(54) **MOTORCYCLE**

**FOREIGN PATENT DOCUMENTS**

(75) Inventors: **Tetsuo Ban, Wako (JP); Yumio Shibata, Wako (JP)**

JP 1108365 3/2001

\* cited by examiner

(73) Assignee: **Honda Giken Kogyo Kabushiki Kaisha, Tokyo (JP)**

*Primary Examiner*—Alan P. Douglas

*Assistant Examiner*—Linda Brooks

(\*\*) Term: **14 Years**

(74) *Attorney, Agent, or Firm*—Birch, Stewart, Kolasch & Birch, LLP

(21) Appl. No.: **29/156,325**

(57) **CLAIM**

(22) Filed: **Feb. 28, 2002**

The ornamental design for a motorcycle, as shown and described.

(30) **Foreign Application Priority Data**

Aug. 29, 2001 (JP) ..... 2001-025287

**DESCRIPTION**

(51) **LOC (7) Cl.** ..... **12-11**

FIG. 1 is a front elevation view of motorcycle, showing our new design;

(52) **U.S. Cl.** ..... **D12/110**

FIG. 2 is a rear elevation view thereof;

(58) **Field of Search** ..... D12/110; 180/219

FIG. 3 is a left side elevation view of thereof;

FIG. 4 is a right side elevation view thereof;

(56) **References Cited**

**U.S. PATENT DOCUMENTS**

D350,919 S \* 9/1994 Kishi et al. .... D12/110

D350,920 S \* 9/1994 Tsukui et al. .... D12/110

D457,108 S \* 5/2002 Tsukui et al. .... D12/110

FIG. 5 is a top plan view of thereof;

FIG. 6 is a front perspective view of thereof; and,

FIG. 7 is a rear perspective view of thereof.

**1 Claim, 4 Drawing Sheets**





FIG. 1




FIG. 2




FIG. 3

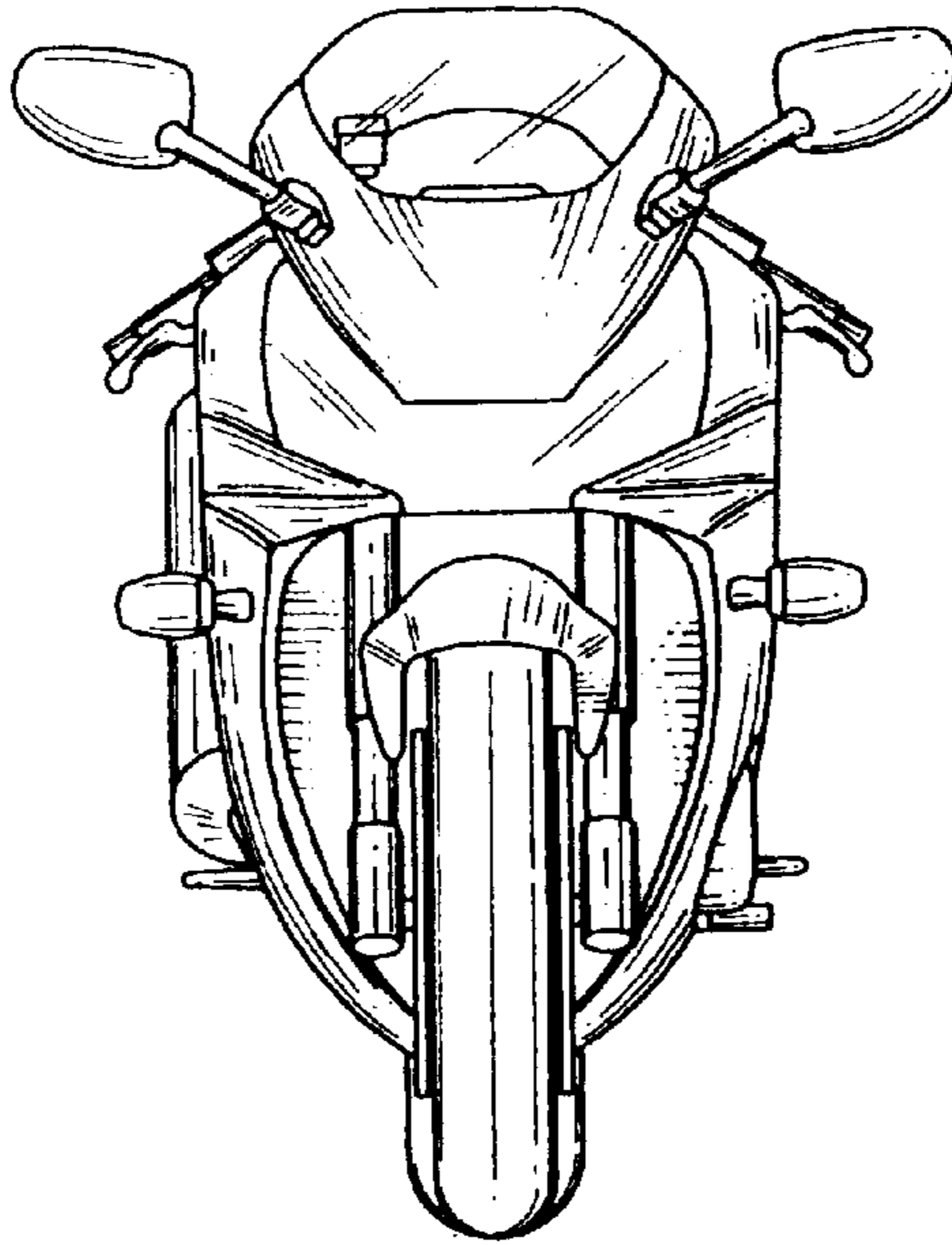


FIG. 4

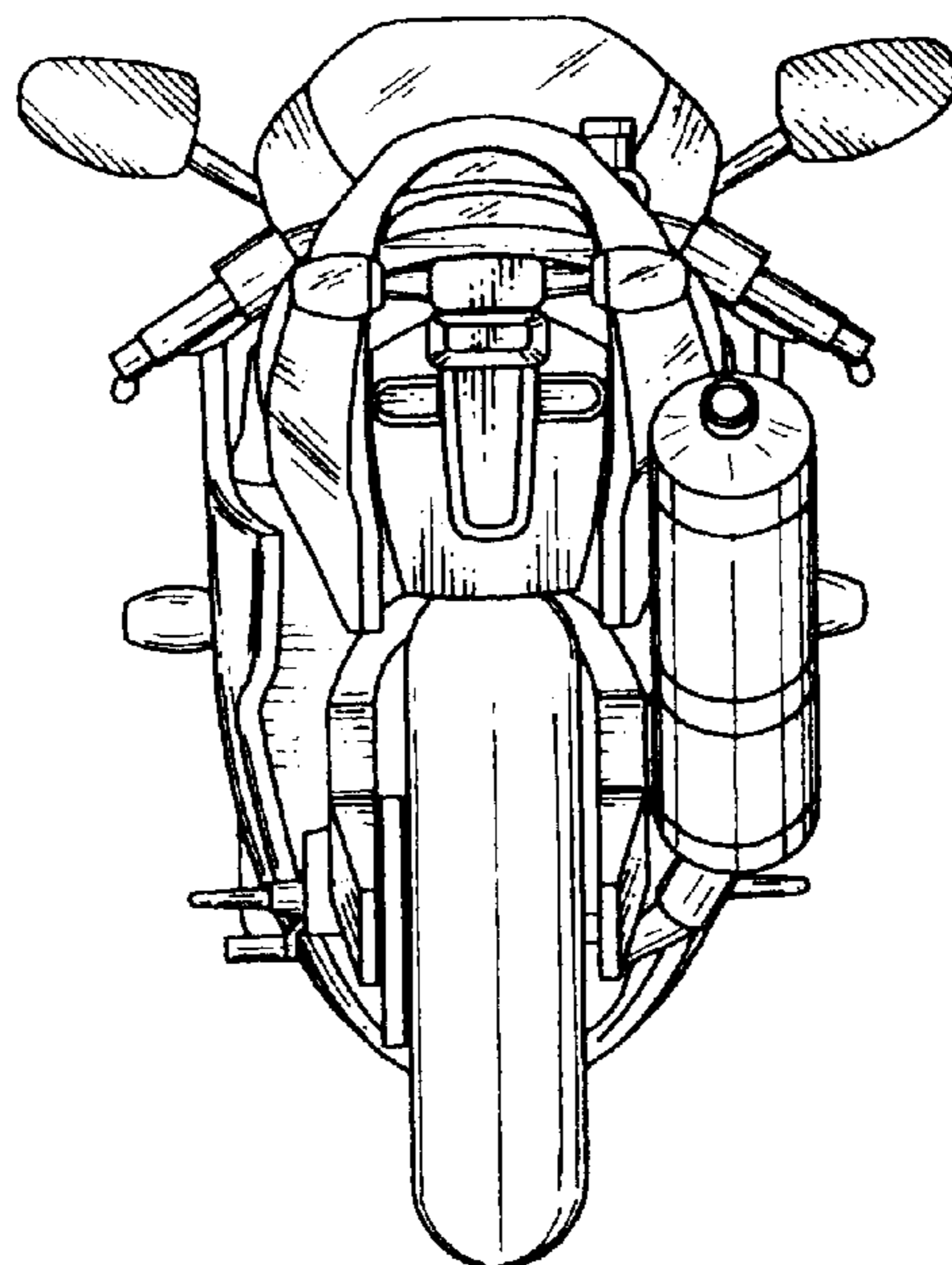




FIG. 5

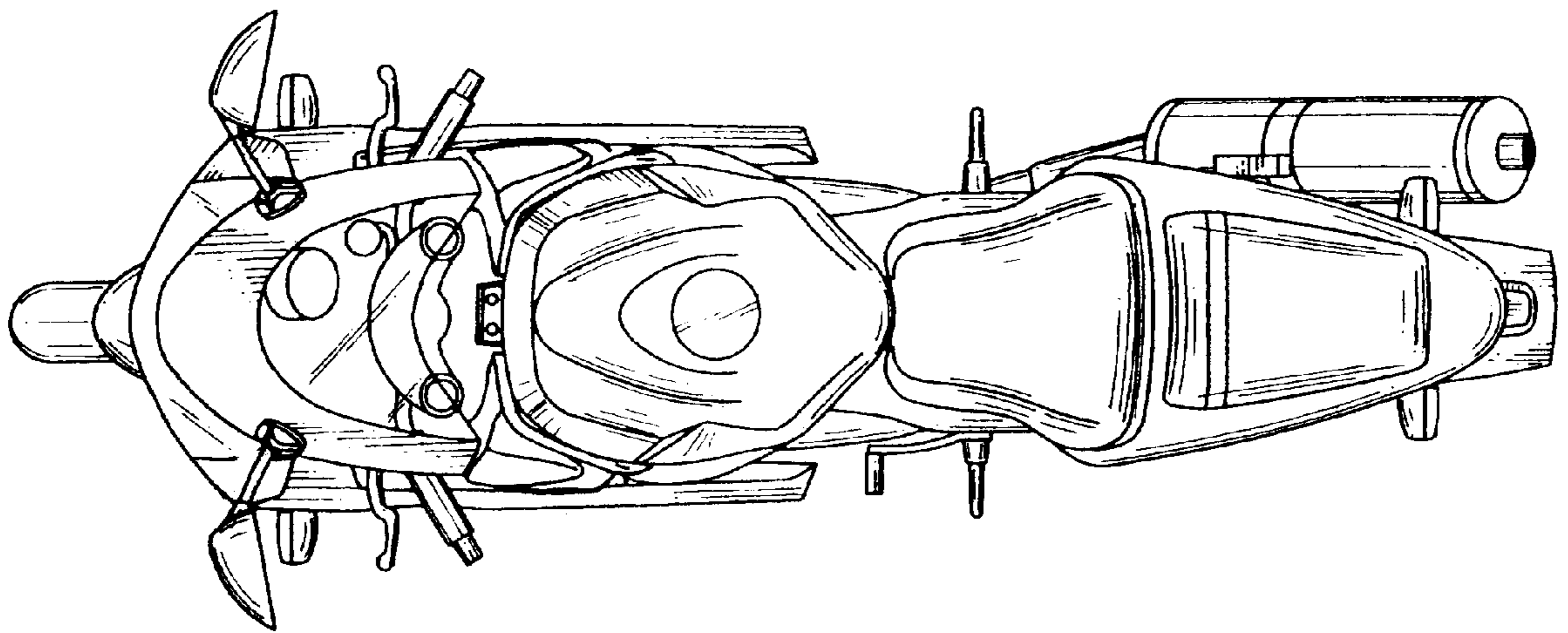


FIG. 6




FIG. 7

