



US00D470430S

(12) **United States Design Patent**  
**Torres**

(10) **Patent No.:** **US D470,430 S**

(45) **Date of Patent:** **\*\* Feb. 18, 2003**

(54) **NECKLACE**

(75) **Inventor:** **Omar Torres, New York, NY (US)**

(73) **Assignee:** **Movado Watch Company S.A.,  
Grenchen (CH)**

(\*\*) **Term:** **14 Years**

(21) **Appl. No.:** **29/143,806**

(22) **Filed:** **Jun. 20, 2001**

**Related U.S. Application Data**

(63) Continuation-in-part of application No. 29/129,357, filed on Sep. 12, 2000, now abandoned.

(51) **LOC (7) Cl.** ..... **11-01**

(52) **U.S. Cl.** ..... **D11/4**

(58) **Field of Search** ..... D11/26-39, 3,  
D11/4; 63/15, 15.1, 15.2, 15.3, 15.4, 15.45,  
15.5, 15.6, 15.65, 15.7, 15.8, 15.9, 26-28,  
3

(56) **References Cited**

**U.S. PATENT DOCUMENTS**

D14,978 S \* 4/1884 Glies ..... D11/81

296,127 A \* 4/1884 Burnett ..... 24/1  
D129,407 S \* 9/1941 Wilmarth ..... D11/9  
5,074,127 A \* 12/1991 Yurman ..... 63/3  
D378,501 S \* 3/1997 Garzi ..... D11/4

\* cited by examiner

*Primary Examiner*—Cathy Anne MacCormac

(74) *Attorney, Agent, or Firm*—Fross Zelnick Lehrman & Zissu; Lawrence E. Apolzon


(57) **CLAIM**

The ornamental design for a necklace, as shown and described.

**DESCRIPTION**

FIG. 1 is a top view of a necklace showing my design;  
FIG. 2 is a front view thereof;  
FIG. 3 is a side view thereof;  
FIG. 4 is a rear view thereof;  
FIG. 5 is a bottom view thereof;  
FIG. 6 is a cross-sectional view thereof taken on line 6—6 of FIG. 5;  
FIG. 7 is a cross sectional view thereof taken on line 7—7 of FIG. 5; and,  
FIG. 8 is a perspective view thereof.

**1 Claim, 3 Drawing Sheets**



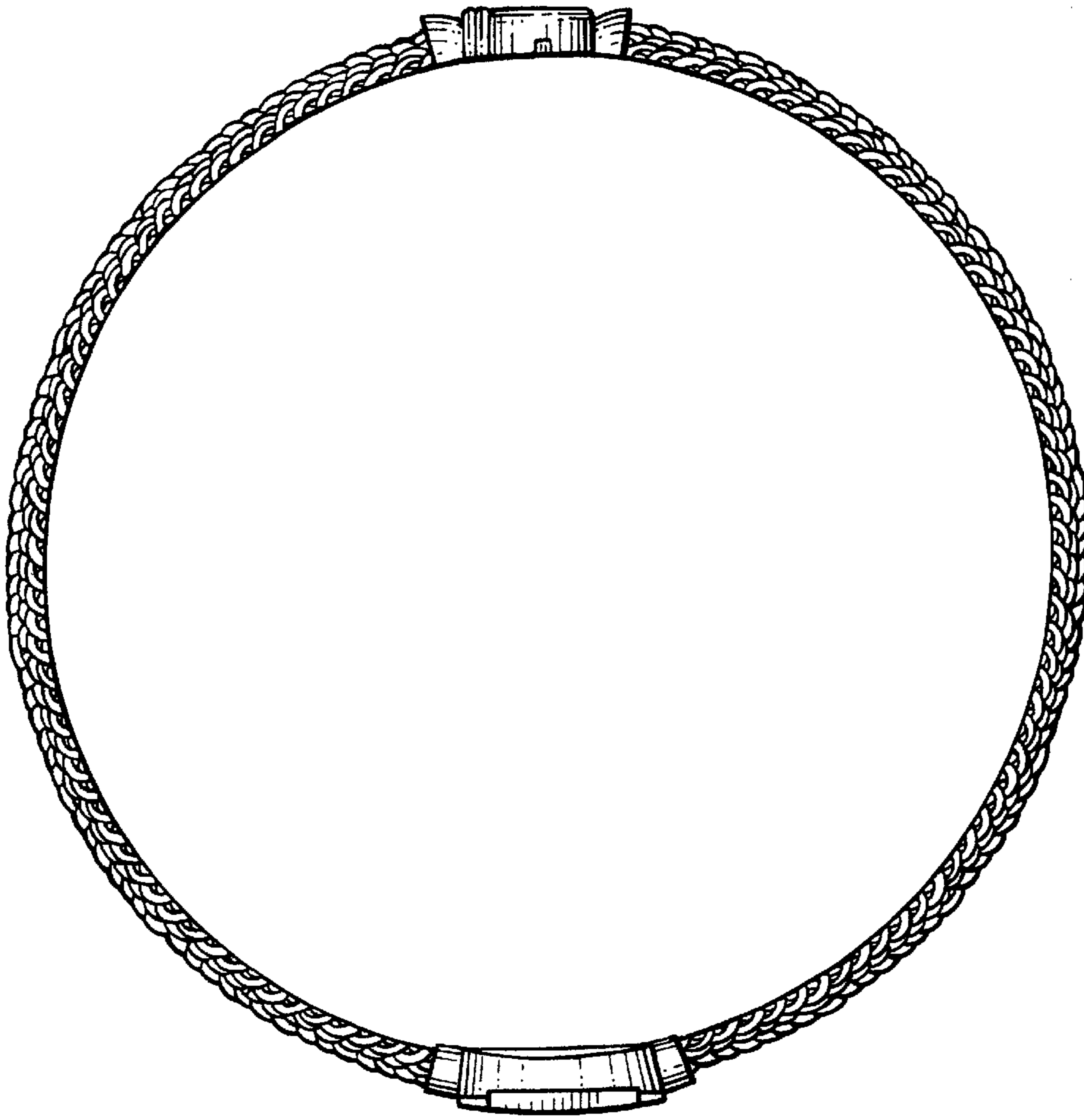


FIG. 1




FIG. 3

FIG. 2

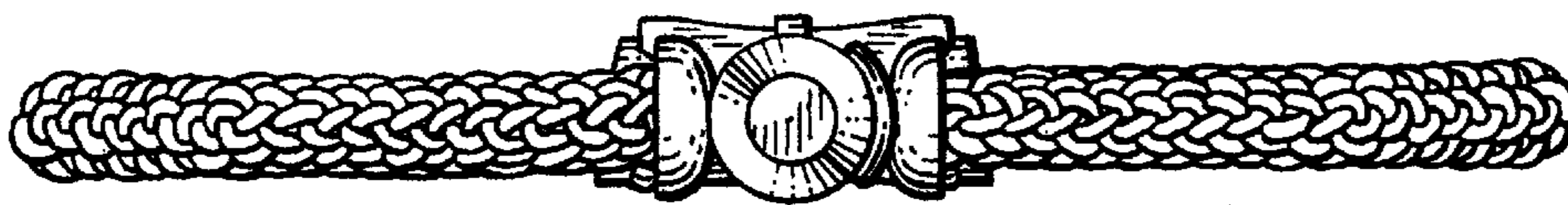
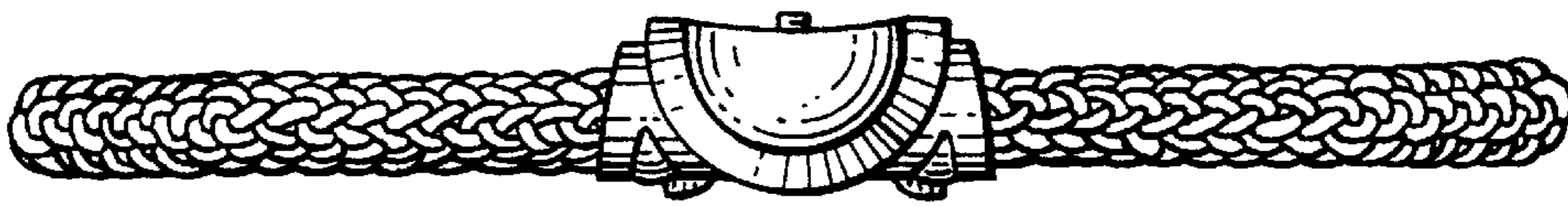


FIG. 4

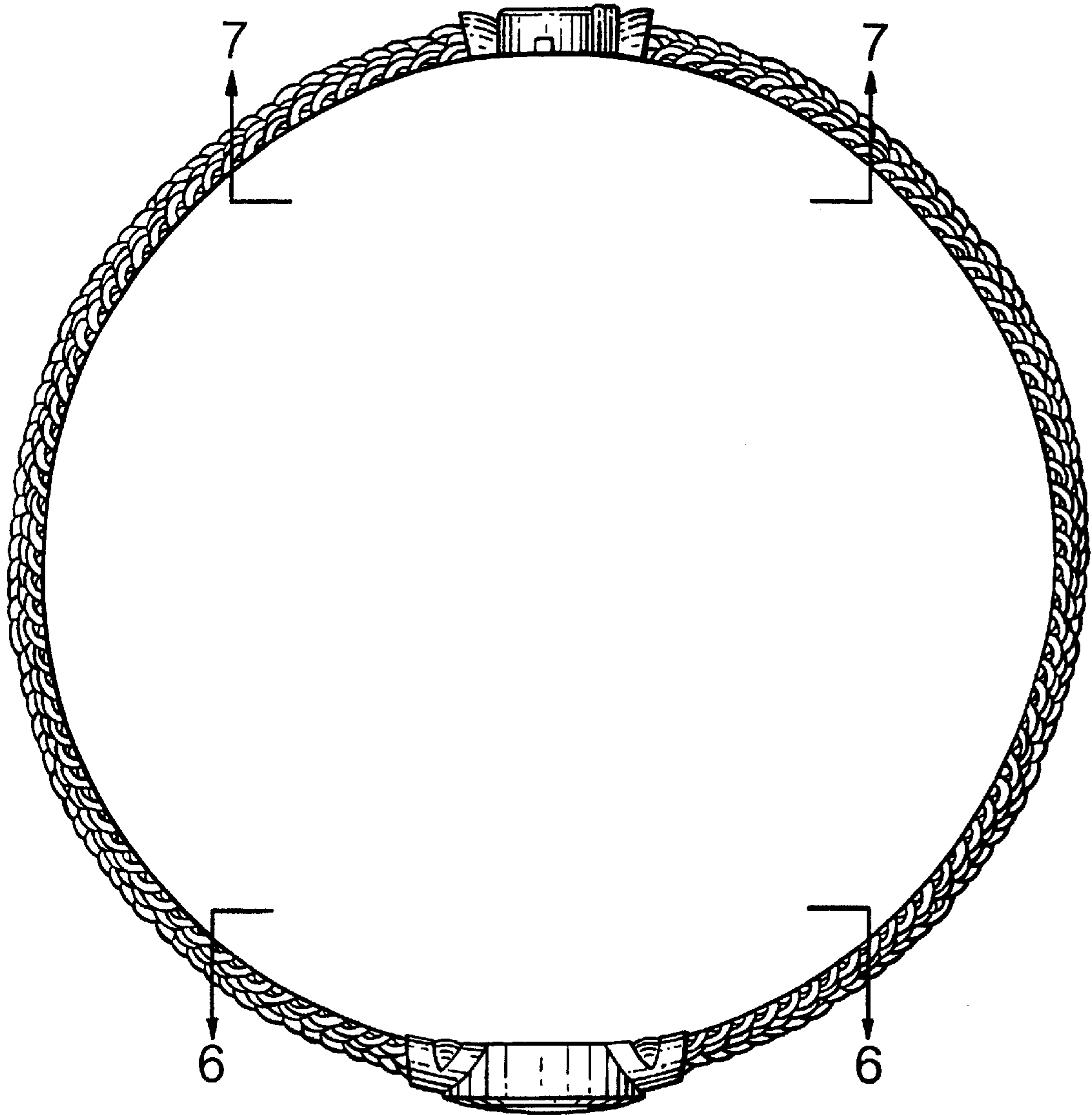


FIG. 5



FIG. 6





FIG. 7



*FIG. 8*