



US00D470419S

(12) **United States Design Patent**
Zaksenberg et al.

(10) **Patent No.:** **US D470,419 S**

(45) **Date of Patent:** **** Feb. 18, 2003**

(54) **BOTTLE**

(75) Inventors: **Issac Zaksenberg**, Scotch Plains, NJ (US); **John C. Crawford**, Mahopac, NY (US); **Patrick Calello**, Roseland, NJ (US)

(73) Assignee: **Colgate Palmolive Co.**, New York, NY (US)

(**) Term: **14 Years**

(21) Appl. No.: **29/152,473**

(22) Filed: **Dec. 19, 2001**

(51) **LOC (7) Cl.** **09-01**

(52) **U.S. Cl.** **D9/543; D9/569; D9/575**

(58) **Field of Search** D9/516, 523, 530, D9/540, 542, 543, 549, 550, 552, 558, 563, 565, 571, 572, 575; 215/381-385, 396, 398, 400

(56) **References Cited**

U.S. PATENT DOCUMENTS

| | | | | | |
|------------|---|---------|-----------|-------|--------|
| D193,812 S | * | 10/1962 | Yoshizumi | | D9/542 |
| D196,815 S | * | 11/1963 | Campbell | | D9/540 |
| D221,619 S | * | 8/1971 | Horne | | D9/529 |
| D222,339 S | * | 10/1971 | Plummer | | D9/542 |
| D227,223 S | * | 6/1973 | Kretz | | D9/542 |

| | | | | | |
|-------------|---|---------|-----------------|-------|---------|
| D256,431 S | * | 8/1980 | Campbell et al. | | D9/523 |
| 5,156,285 A | * | 10/1992 | Zogg et al. | | 215/384 |
| D352,460 S | * | 11/1994 | Sherman et al. | | D9/542 |
| D354,000 S | * | 1/1995 | Hoyt | | D9/543 |
| D354,230 S | * | 1/1995 | Hoyt | | D9/543 |
| D356,036 S | * | 3/1995 | Hoyt | | D9/523 |
| D356,505 S | * | 3/1995 | Gonda et al. | | D9/543 |
| D380,681 S | * | 7/1997 | Souza et al. | | D9/523 |
| D382,208 S | * | 8/1997 | Goettner et al. | | D9/543 |
| D387,673 S | * | 12/1997 | Crawford | | D9/575 |
| D391,170 S | * | 2/1998 | Lewin | | D9/542 |
| D406,066 S | * | 2/1999 | Crawford | | D9/557 |

* cited by examiner

Primary Examiner—Ted Shooman

Assistant Examiner—Carol Rademaker

(74) *Attorney, Agent, or Firm*—Michael J. McGreal

(57) **CLAIM**

The ornamental design for a bottle, as shown and described.

DESCRIPTION

FIG. 1 is a perspective view of the bottle of our design.

FIG. 2 is a front elevation view thereof.

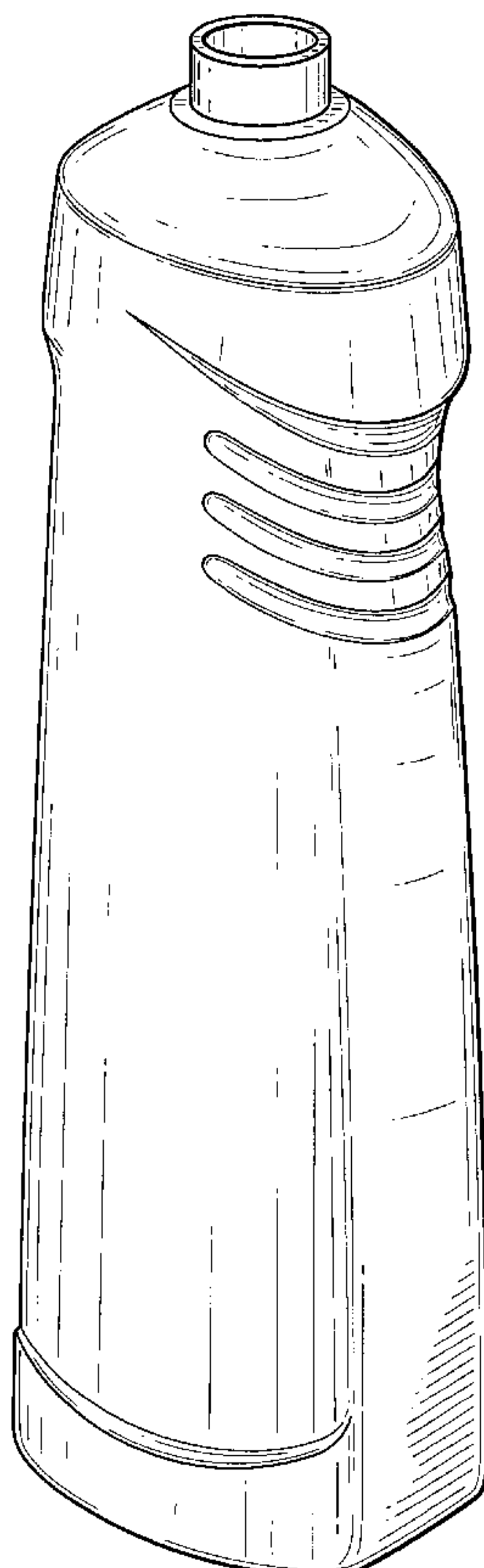
FIG. 3 is a rear elevation view thereof.

FIG. 4 is a left side elevation view thereof.

FIG. 5 is a right side elevation view thereof; and,

FIG. 6 is a top plan view thereof.

1 Claim, 6 Drawing Sheets



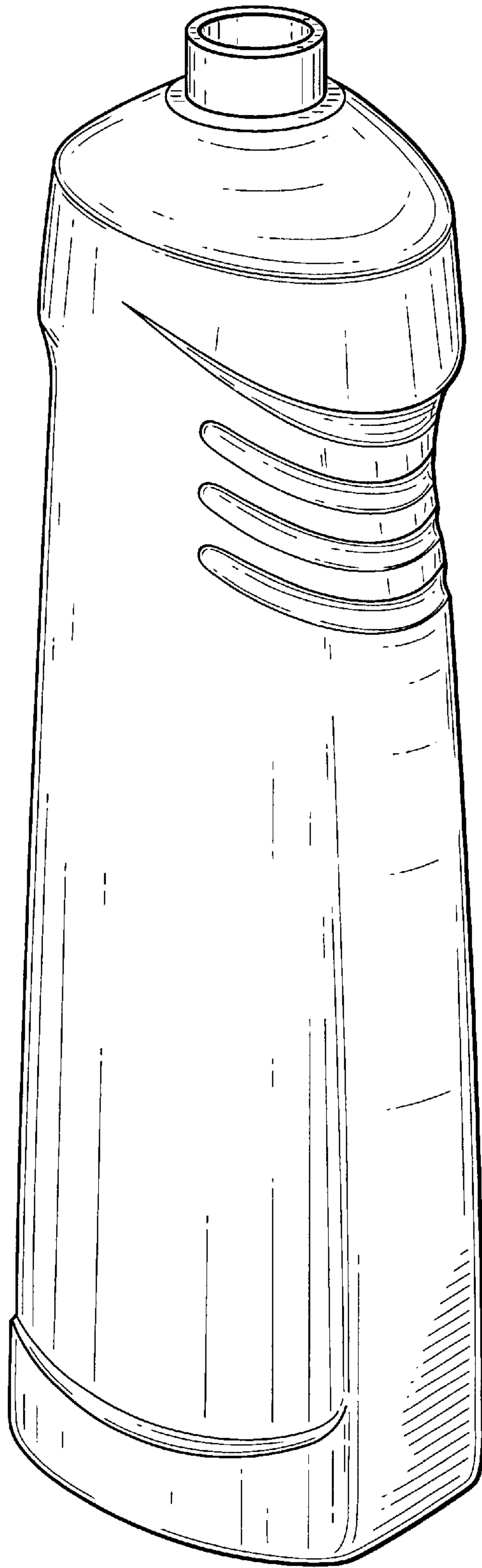


FIG. 1




FIG. 2

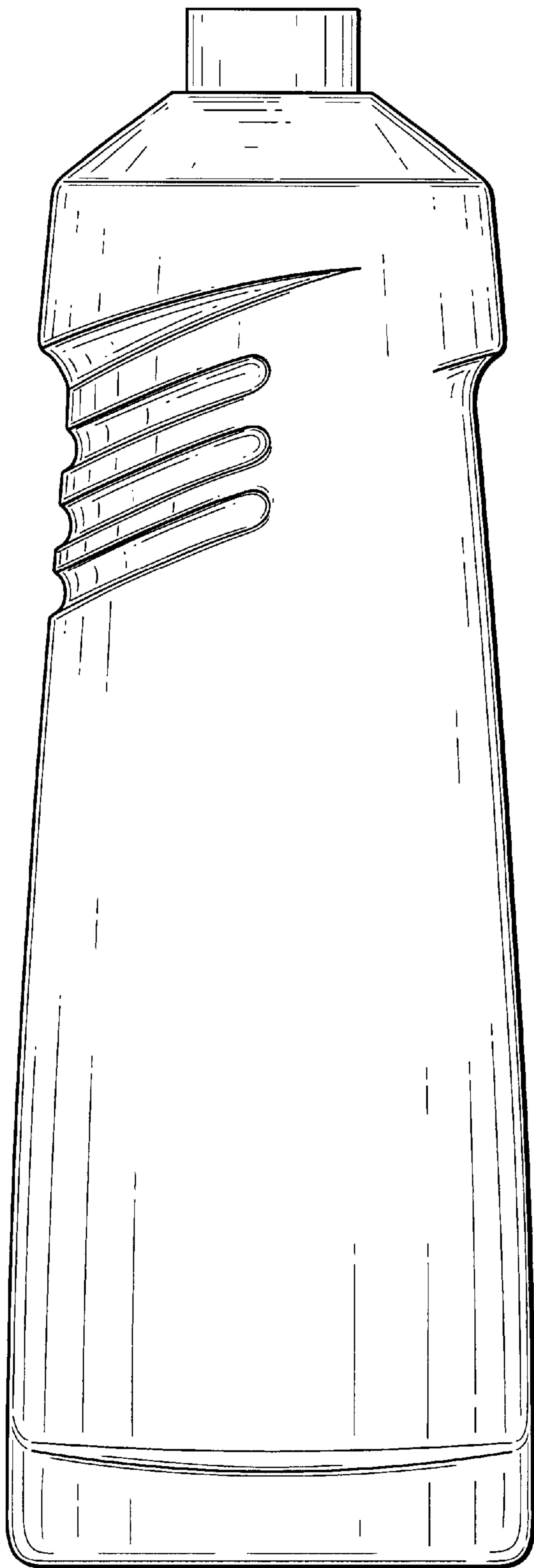


FIG. 3




FIG. 4

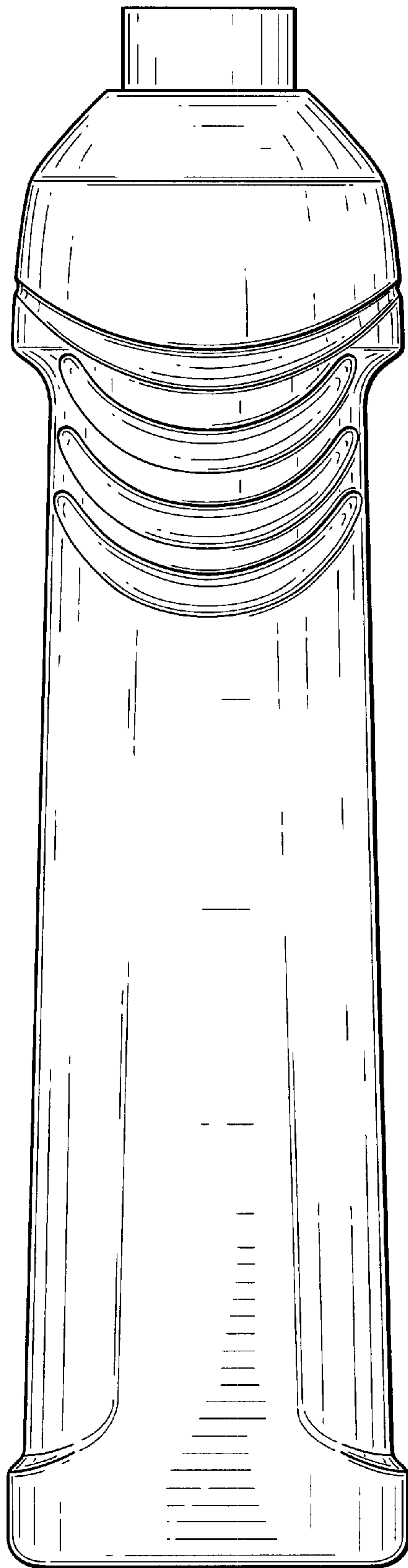


FIG. 5

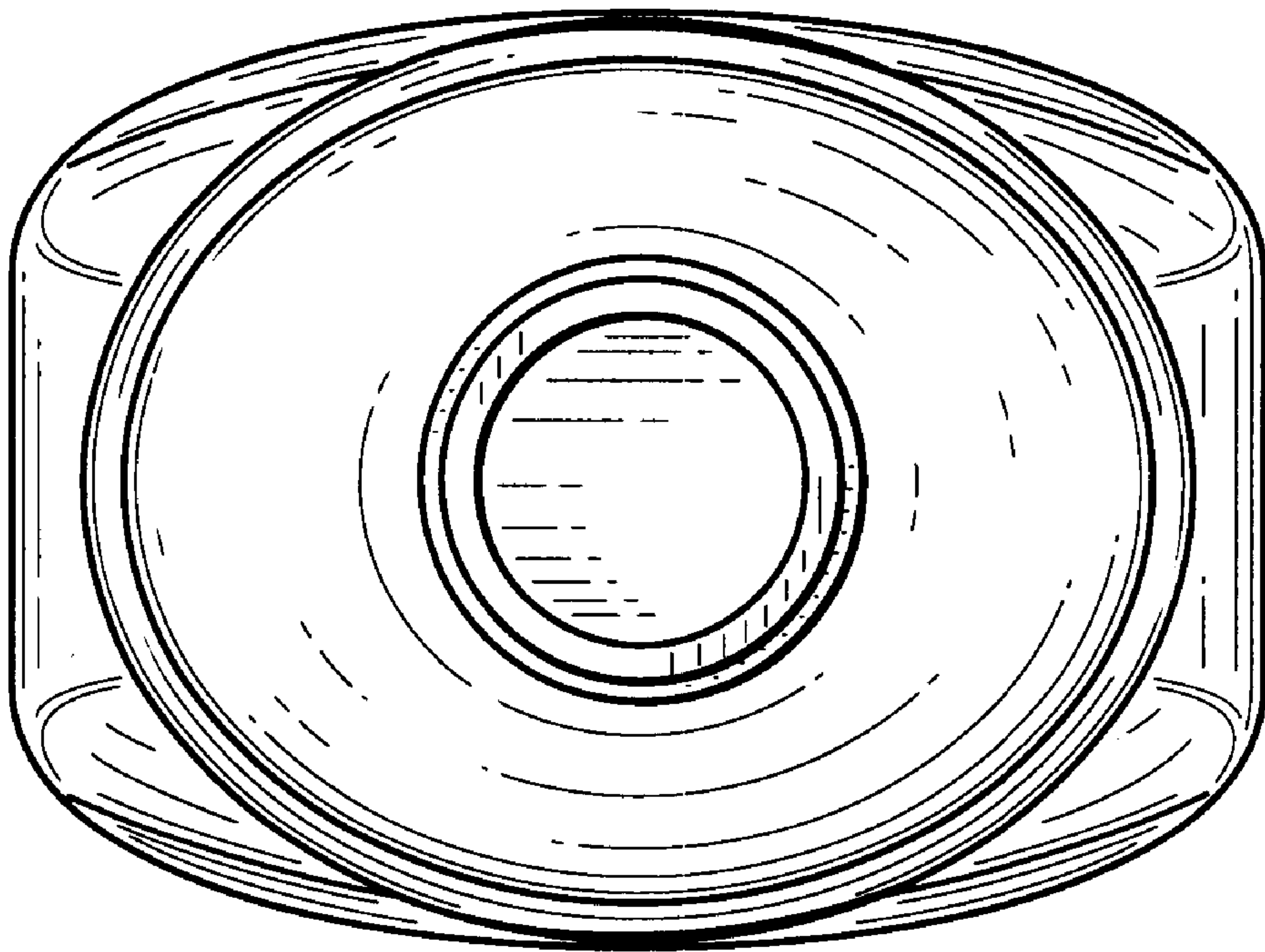


FIG. 6