



US00D470418S

(12) **United States Design Patent**  
**Zaksenberg et al.**

(10) **Patent No.: US D470,418 S**

(45) **Date of Patent: \*\* \*Feb. 18, 2003**

(54) **BOTTLE**

(75) Inventors: **Issac Zaksenberg**, Scotch Plains, NJ (US); **John C. Crawford**, Mahopac, NY (US); **Patrick Calello**, Roseland, NJ (US)

(73) Assignee: **Colgate Palmolive Co.**, New York, NY (US)

(\* ) Notice: This patent is subject to a terminal disclaimer.

(\*\* ) Term: **14 Years**

(21) Appl. No.: **29/152,472**

(22) Filed: **Dec. 19, 2001**

(51) **LOC (7) Cl.** ..... **09-01**

(52) **U.S. Cl.** ..... **D9/543; D9/569; D9/575**

(58) **Field of Search** ..... D9/516, 523, 530, D9/540, 542, 543, 549, 550, 552, 558, 563, 565, 571, 572, 575; 215/381-385, 396, 398, 400

(56) **References Cited**

**U.S. PATENT DOCUMENTS**

D193,812 S \* 10/1962 Yoshizumi ..... D9/542  
D196,815 S \* 11/1963 Campbell ..... D9/540  
D221,619 S \* 8/1971 Horne ..... D9/529  
D222,339 S \* 10/1971 Plummer ..... D9/542

D227,223 S \* 6/1973 Kretz ..... D9/542  
D256,431 S \* 8/1980 Campbell et al. .... D9/523  
5,156,285 A \* 10/1992 Zogg et al. .... 215/384  
D352,460 S \* 11/1994 Sherman et al. .... D9/542  
D354,000 S \* 1/1995 Hoyt ..... D9/543  
D354,230 S \* 1/1995 Hoyt ..... D9/543  
D356,036 S \* 3/1995 Hoyt ..... D9/523  
D356,505 S \* 3/1995 Gonda et al. .... D9/543  
D380,681 S \* 7/1997 Souza et al. .... D9/523  
D382,208 S \* 8/1997 Goettner et al. .... D9/543  
D387,673 S \* 12/1997 Crawford ..... D9/575  
D391,170 S \* 2/1998 Lewin ..... D9/542  
D406,066 S \* 2/1999 Crawford ..... D9/557

\* cited by examiner

*Primary Examiner*—Ted Shooman

*Assistant Examiner*—Carol Rademaker

(74) *Attorney, Agent, or Firm*—Michael J. McGreal

(57) **CLAIM**

The ornamental design for a bottle, as shown and described.

**DESCRIPTION**

FIG. 1 is a perspective view of the bottle of our design.

FIG. 2 is a front elevation view thereof.

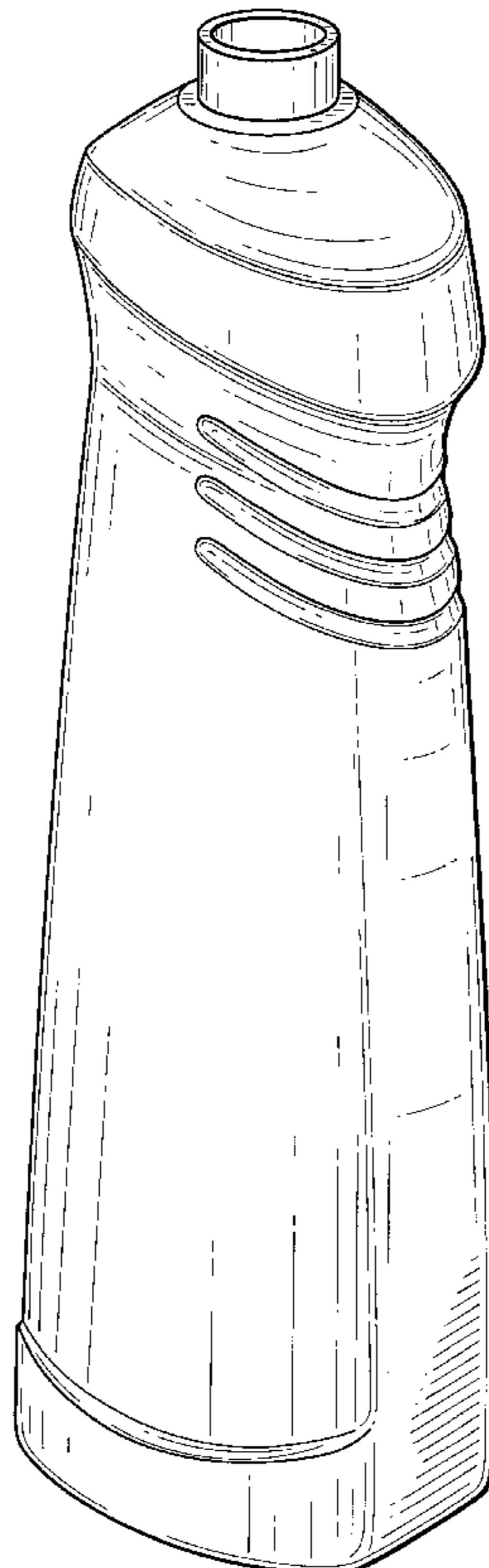
FIG. 3 is a rear elevation view thereof.

FIG. 4 is a left side elevation view thereof.

FIG. 5 is a right side elevation view thereof; and,

FIG. 6 is a top plan view thereof.

**1 Claim, 6 Drawing Sheets**






FIG. 1

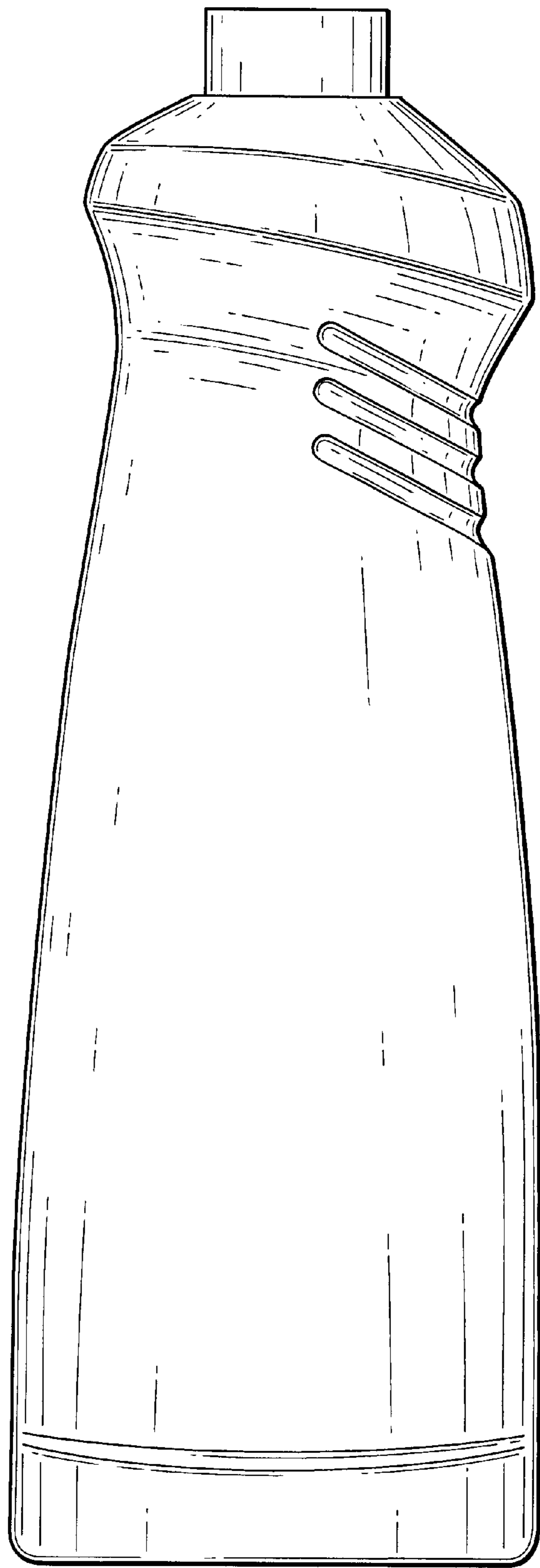


FIG. 2

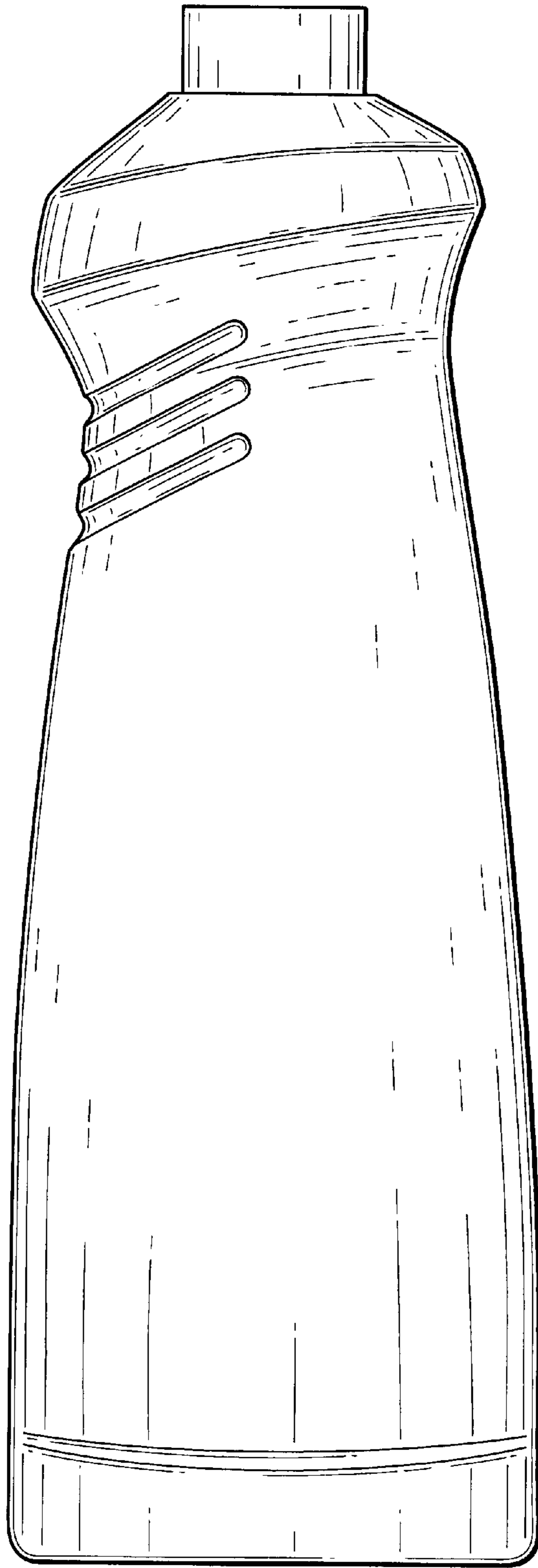


FIG. 3

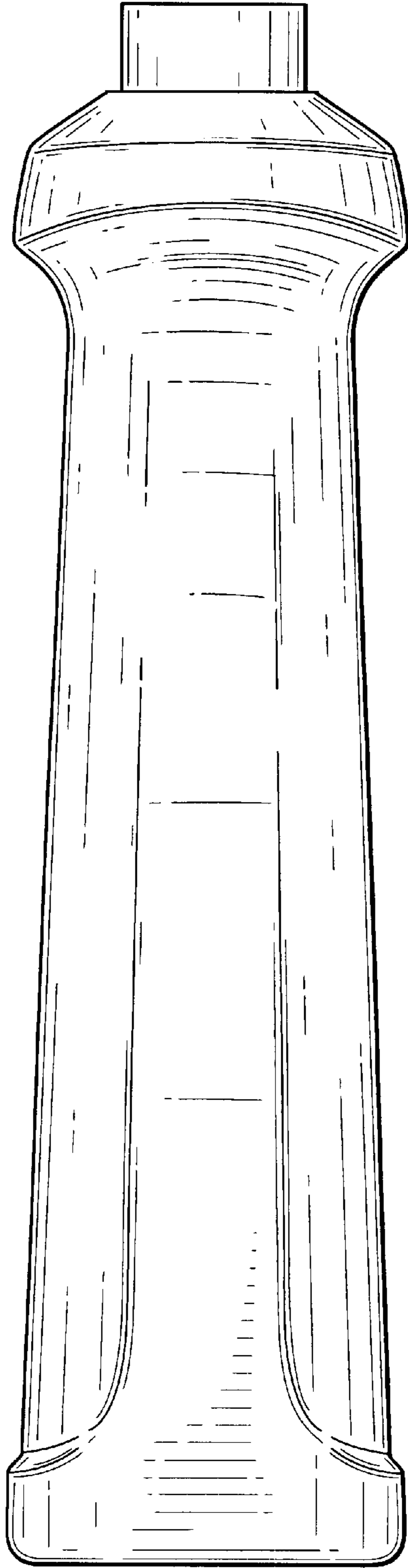


FIG. 4

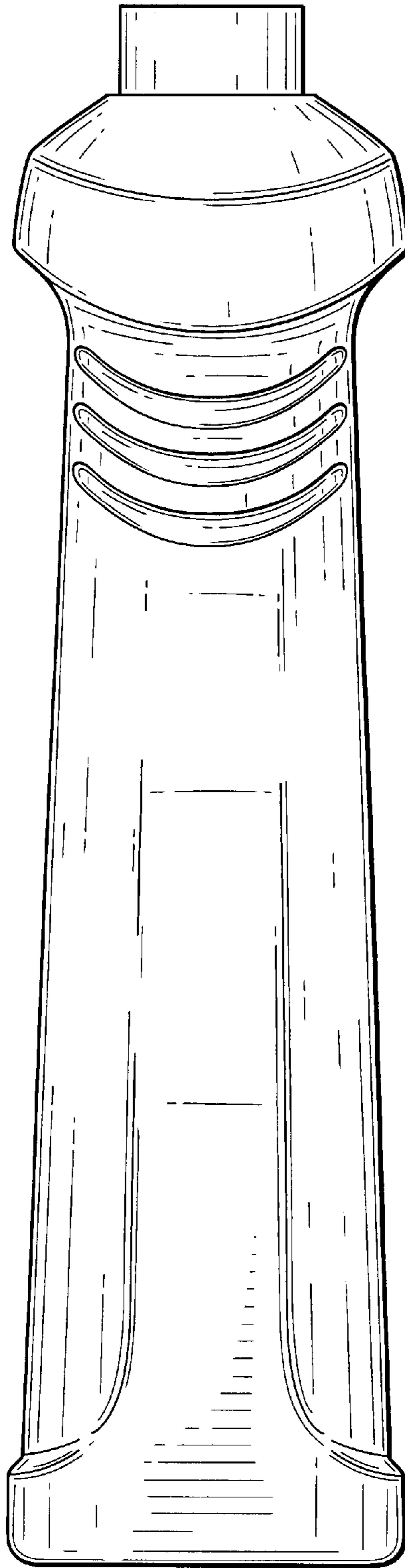


FIG. 5

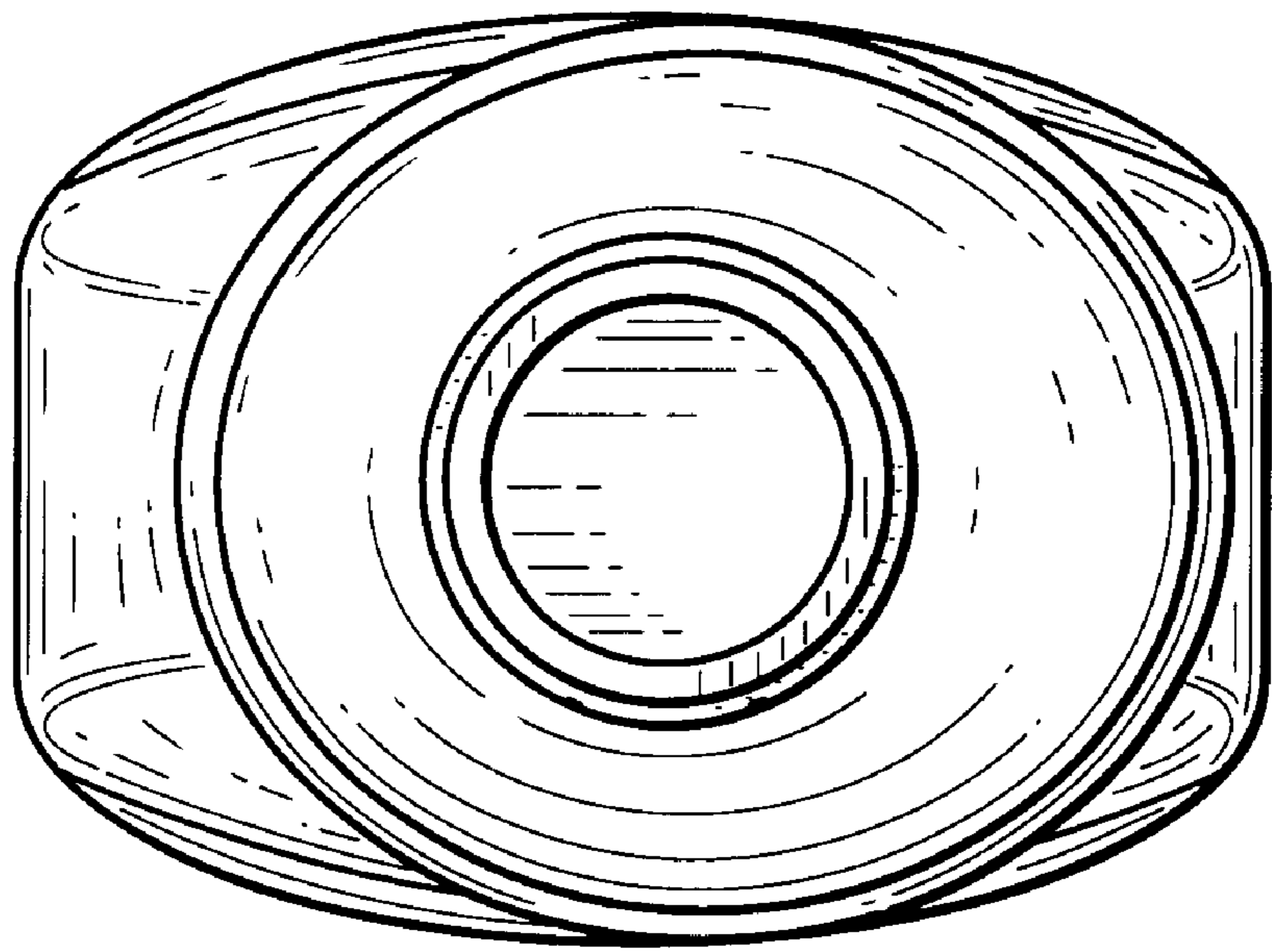


FIG. 6