



US00D470404S

(12) **United States Design Patent**
Molitor et al.

(10) **Patent No.:** **US D470,404 S**

(45) **Date of Patent:** **** Feb. 18, 2003**

(54) **FLEXIBLE PACKAGE FOR GOLF BALL SLEEVES**

(75) Inventors: **J. Peter Molitor**, Hatfield, MA (US);
Kenneth Davison, Westfield, MA (US);
Ann Byrnes, Chicopee, MA (US); **Alan Byrne**, Wethersfield, CT (US)

(73) Assignee: **Spalding Sports Worldwide, Inc.**,
Chicopee, MA (US)

(**) Term: **14 Years**

(21) Appl. No.: **29/154,630**

(22) Filed: **Jan. 25, 2002**

(51) **LOC (7) Cl.** **09-05**

(52) **U.S. Cl.** **D9/305**

(58) **Field of Search** D9/305, 432, 341,
D9/431; 229/87.05, 108; 383/124, 211,
210, 200, 202; 206/245, 264, 315.9, 484,
526, 318, 819; 220/665; 473/180

(56) **References Cited**

U.S. PATENT DOCUMENTS

1,676,975 A * 7/1928 Anderson et al. 473/180
1,983,499 A * 12/1934 Rosenthal 206/315.9
D118,342 S * 12/1939 Doering D9/305
2,262,111 A * 11/1941 Moore 383/210

3,185,384 A * 5/1965 Ragan et al. 383/124
3,302,843 A * 2/1967 Sheehan 229/108
D260,488 S 9/1981 Kinneary
D369,972 S 5/1996 Solheim
5,560,538 A * 10/1996 Sato et al. 229/87.05
D394,386 S 5/1998 Fischer
5,921,464 A 7/1999 Seki
D449,982 S 11/2001 Ferris

* cited by examiner

Primary Examiner—Paula A. Mortimer

(57) **CLAIM**

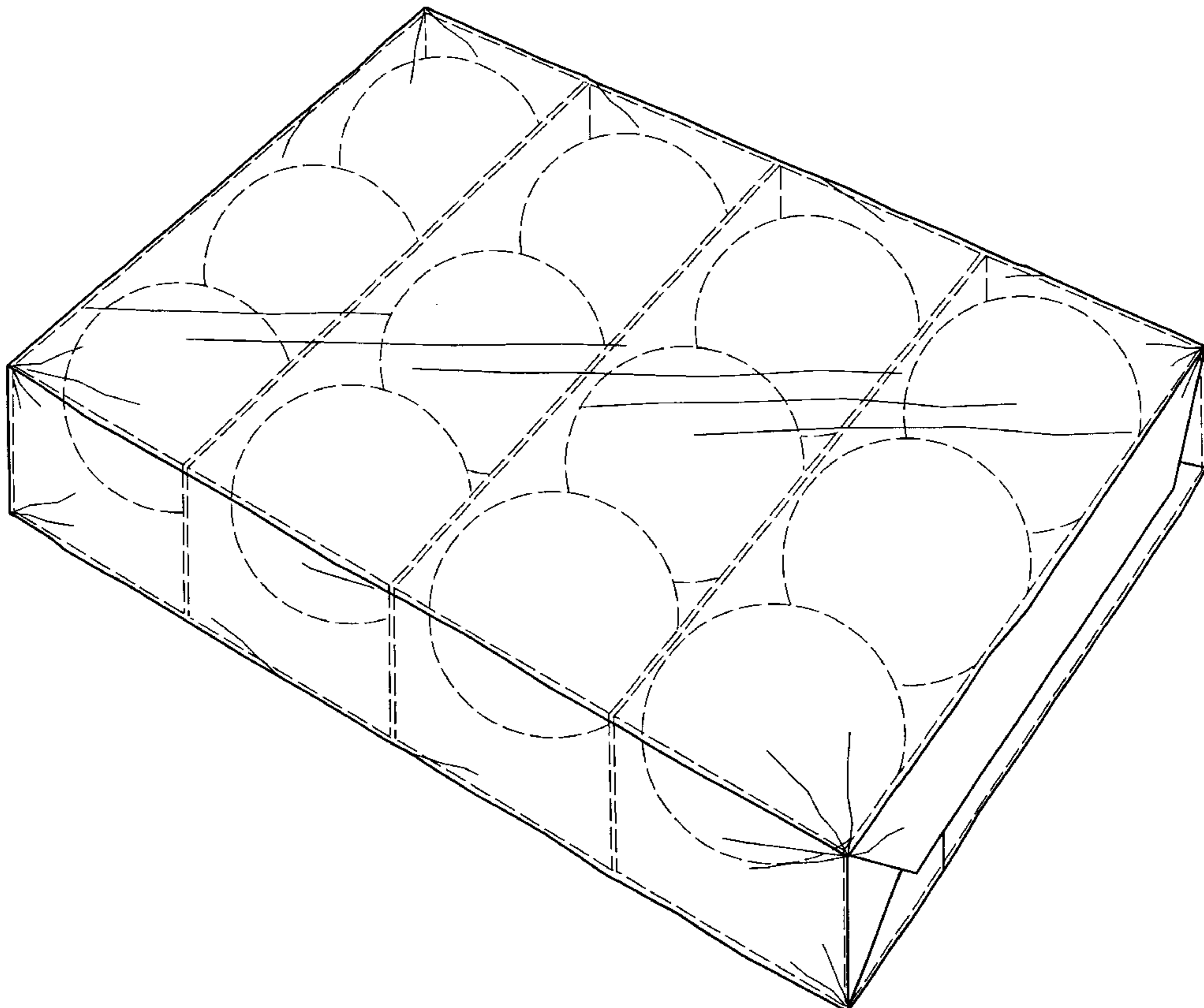
The ornamental design for a flexible package for golf ball sleeves, as shown and described.

DESCRIPTION

FIG. 1 is a perspective view of a flexible package for golf ball sleeves showing our new design;
FIG. 2 is a top plan view thereof;
FIG. 3 is a first side plan view thereof;
FIG. 4 is the other side plan view thereof;
FIG. 5 is a bottom plan view thereof;
FIG. 6 is a bottom end view thereof; and,
FIG. 7 is a top end view thereof.

The parts shown in broken lines in FIGS. 1–7 are shown for illustrative purposes only and form no part of the claimed design.

1 Claim, 4 Drawing Sheets



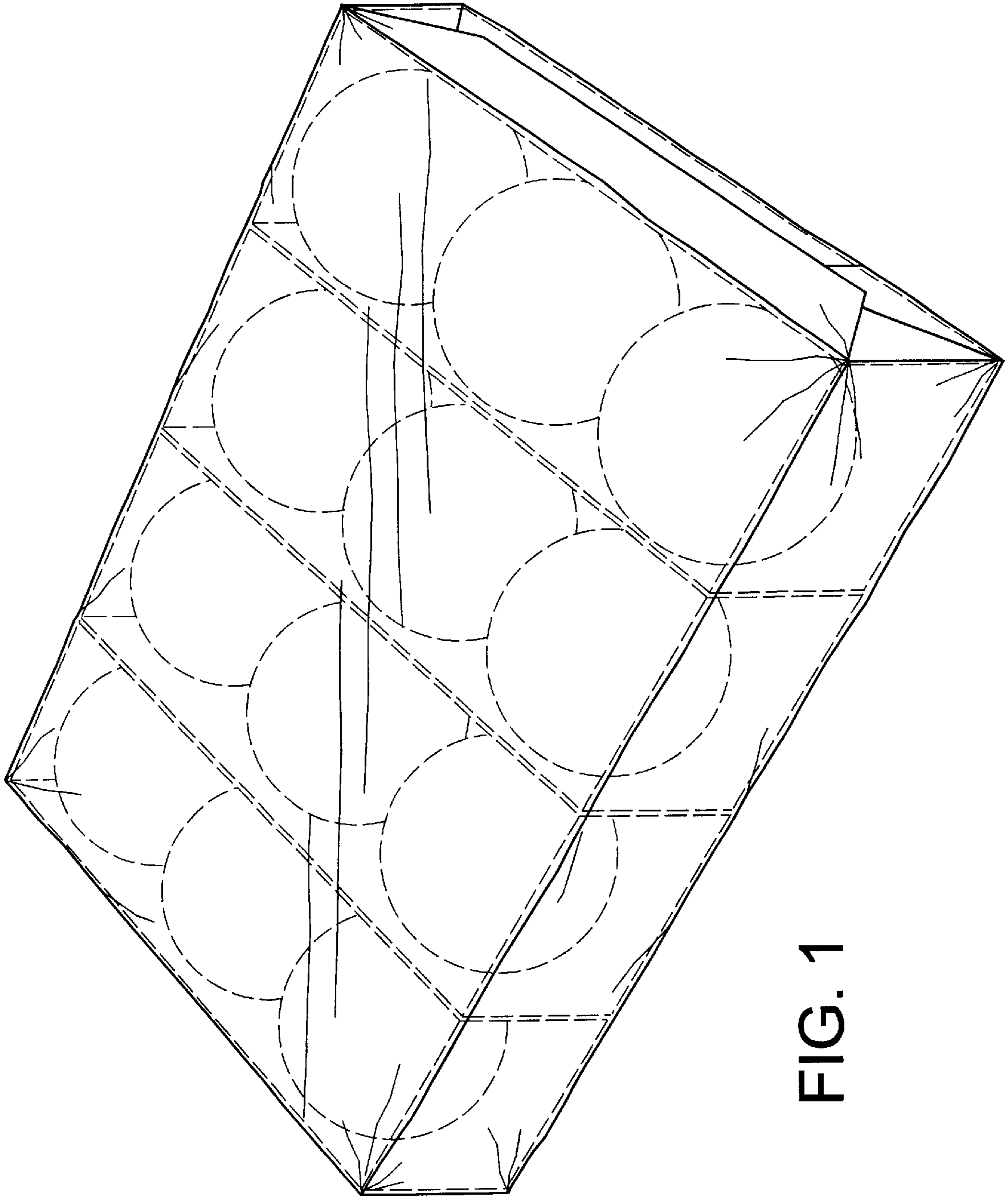


FIG. 1




FIG. 2




FIG. 3




FIG. 4




FIG. 5

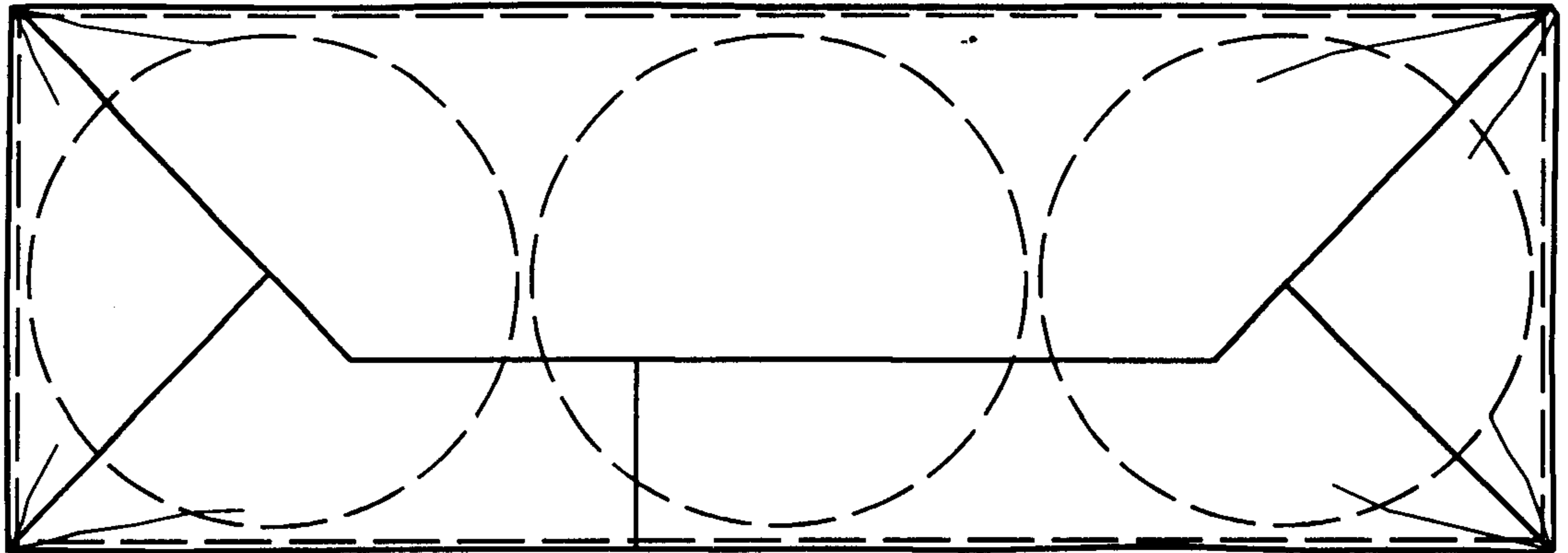


FIG. 6

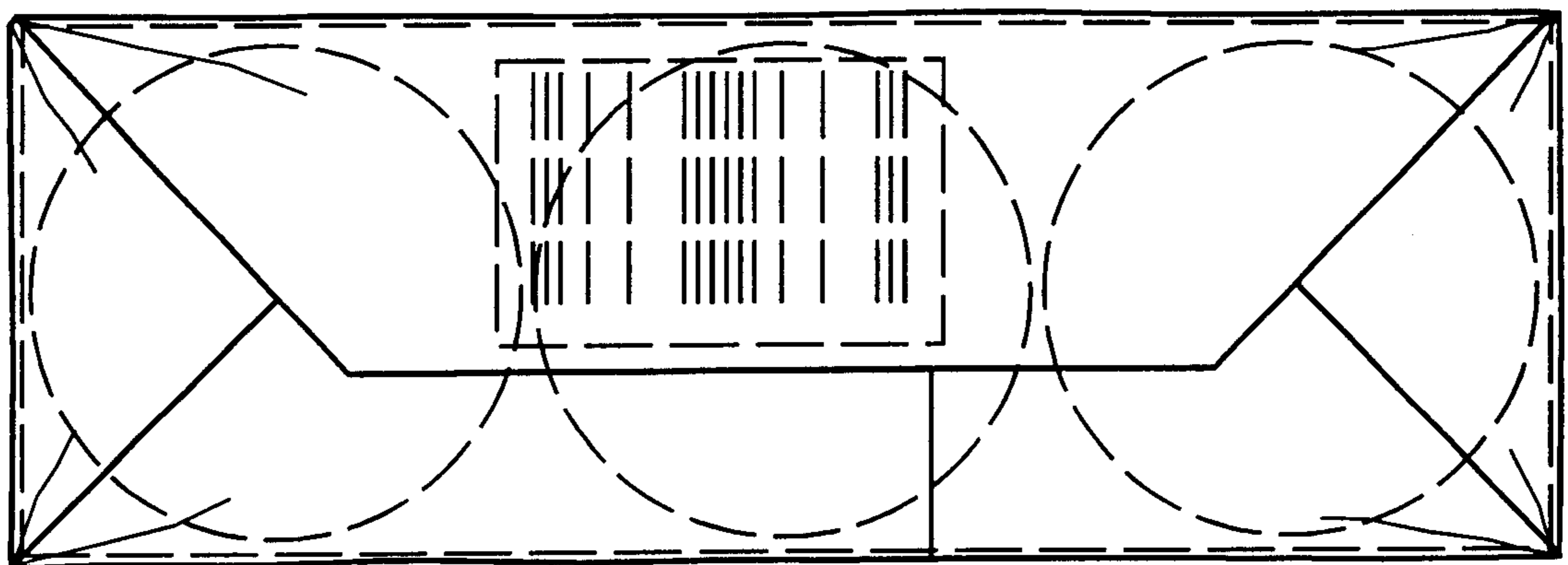


FIG. 7