



US00D470396S

(12) **United States Design Patent**
Shaw et al.

(10) **Patent No.:** **US D470,396 S**

(45) **Date of Patent:** **** Feb. 18, 2003**

(54) **CURTAIN ROD END CAP**

(76) Inventors: **Fred Shaw**, 1243 Shaffer Mountain Rd., Carinbrook, PA (US) 15924;
Charlotte Shaw, 1243 Shaffer Mountain Rd., Carinbrook, PA (US) 15924

(**) Term: **14 Years**

(21) Appl. No.: **29/151,449**

(22) Filed: **Oct. 26, 2001**

(51) **LOC (7) Cl.** **08-05**

(52) **U.S. Cl.** **D8/376; D8/378**

(58) **Field of Search** D8/376, 378, 300, D8/307-308, 402; D28/63; D23/215, 260, 222; D11/181; D21/386; 294/25; 2/21; 248/188.9, 261, 309.1, 205.1, 314; 428/28; 211/105.1-105.5, 60.1, 86.01, 87.01, 16, 13.1; D6/536, 550, 524, 549

(56) **References Cited**

U.S. PATENT DOCUMENTS

952,154 A	3/1910	Thurber	
1,077,529 A	11/1913	Griffin	
1,621,639 A	3/1927	Marczukowski	
2,230,155 A	* 1/1941	Brobst	223/105
D183,522 S	* 9/1958	Jackman	D28/63
4,352,433 A	10/1982	Ford	
4,782,554 A	11/1988	Lawson	

D327,421 S	6/1992	Pagan	
5,348,153 A	* 9/1994	Cole	206/361
D385,178 S	* 10/1997	Poulin	D8/376
D391,842 S	* 3/1998	Sartini et al.	D8/376
6,049,033 A	* 4/2000	Dallas	84/486
D429,587 S	* 8/2000	Chen	D6/549
D441,053 S	* 4/2001	Fan	D23/233
D443,813 S	* 6/2001	Harwanko	D8/376

* cited by examiner

Primary Examiner—Pamela Burgess

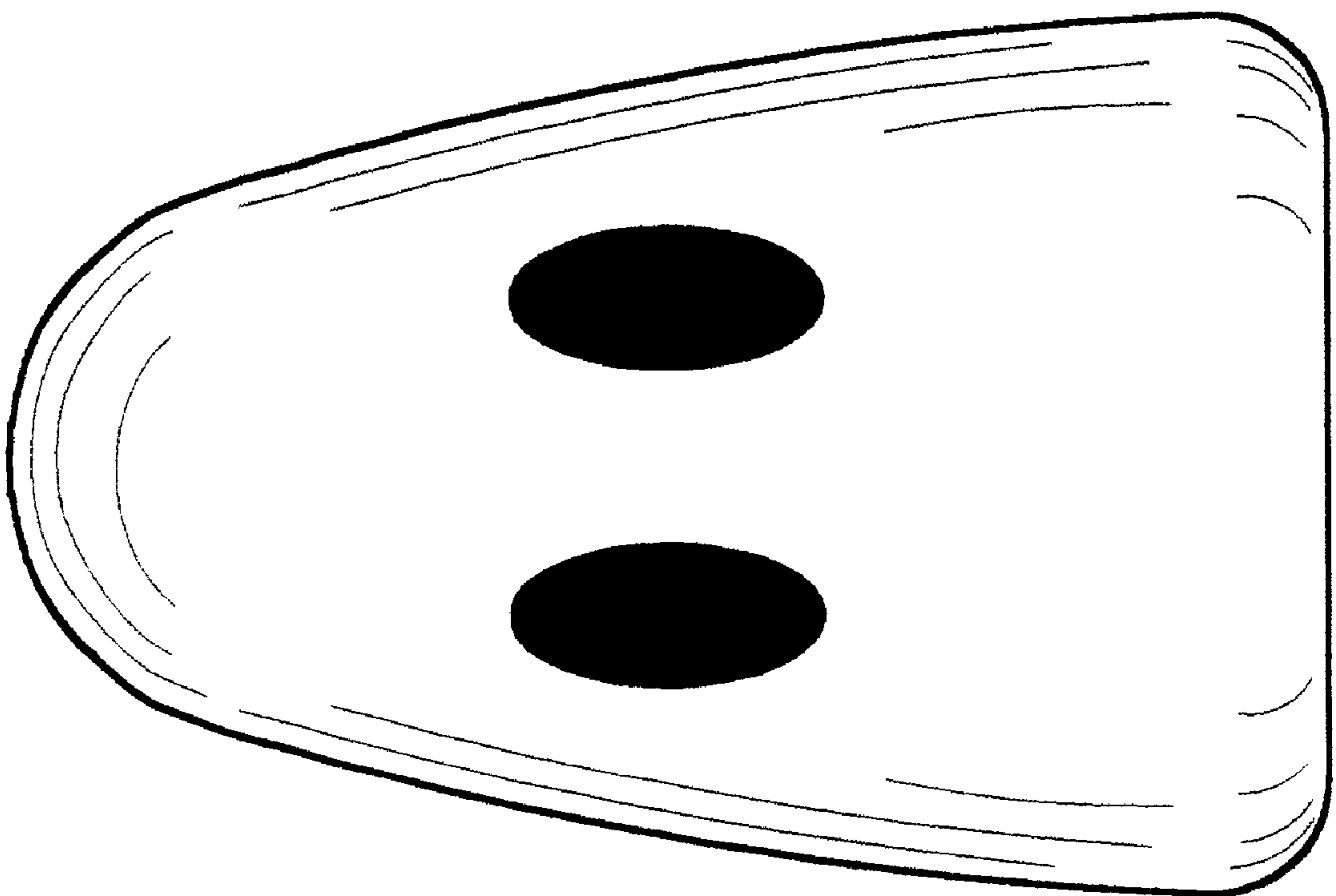
(57) **CLAIM**

The ornamental design for a curtain rod end cap, as shown and described.

DESCRIPTION

FIG. 1 is a front elevational view of the curtain rod end cap of the present invention;
FIG. 2 is a rear elevational view of the curtain rod end cap of FIG. 1;
FIG. 3 is a left side elevational view of the curtain rod end cap of FIG. 1;
FIG. 4 is a right side elevational view of the curtain rod end cap of FIG. 1;
FIG. 5 is a top plan view of the curtain rod end cap of FIG. 1, the bottom view being a mirror image thereof; and,
FIG. 6 is an enlarged cross-sectional view taken along line 6—6 of FIG. 4.

1 Claim, 3 Drawing Sheets



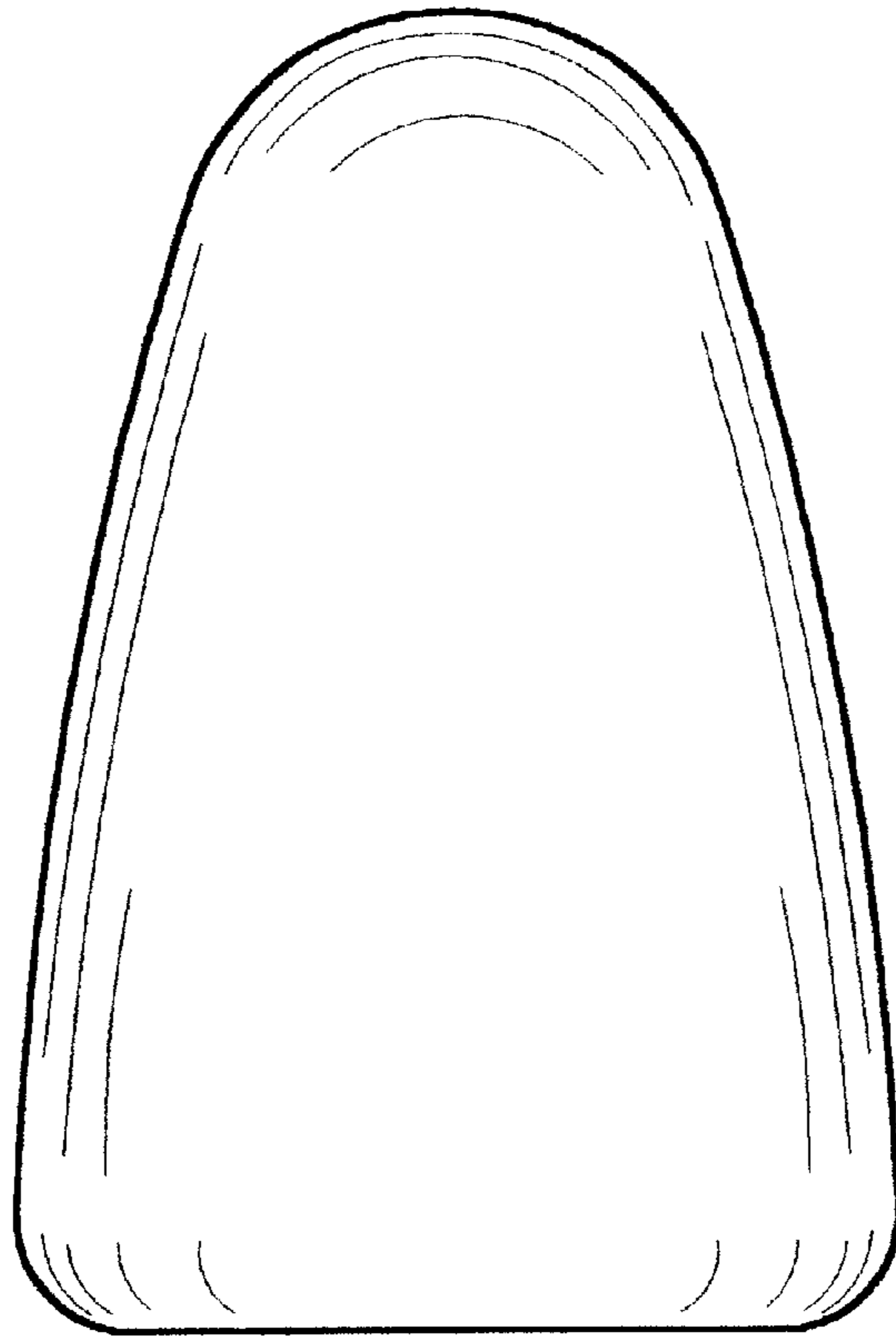


FIG. 2




FIG. 1

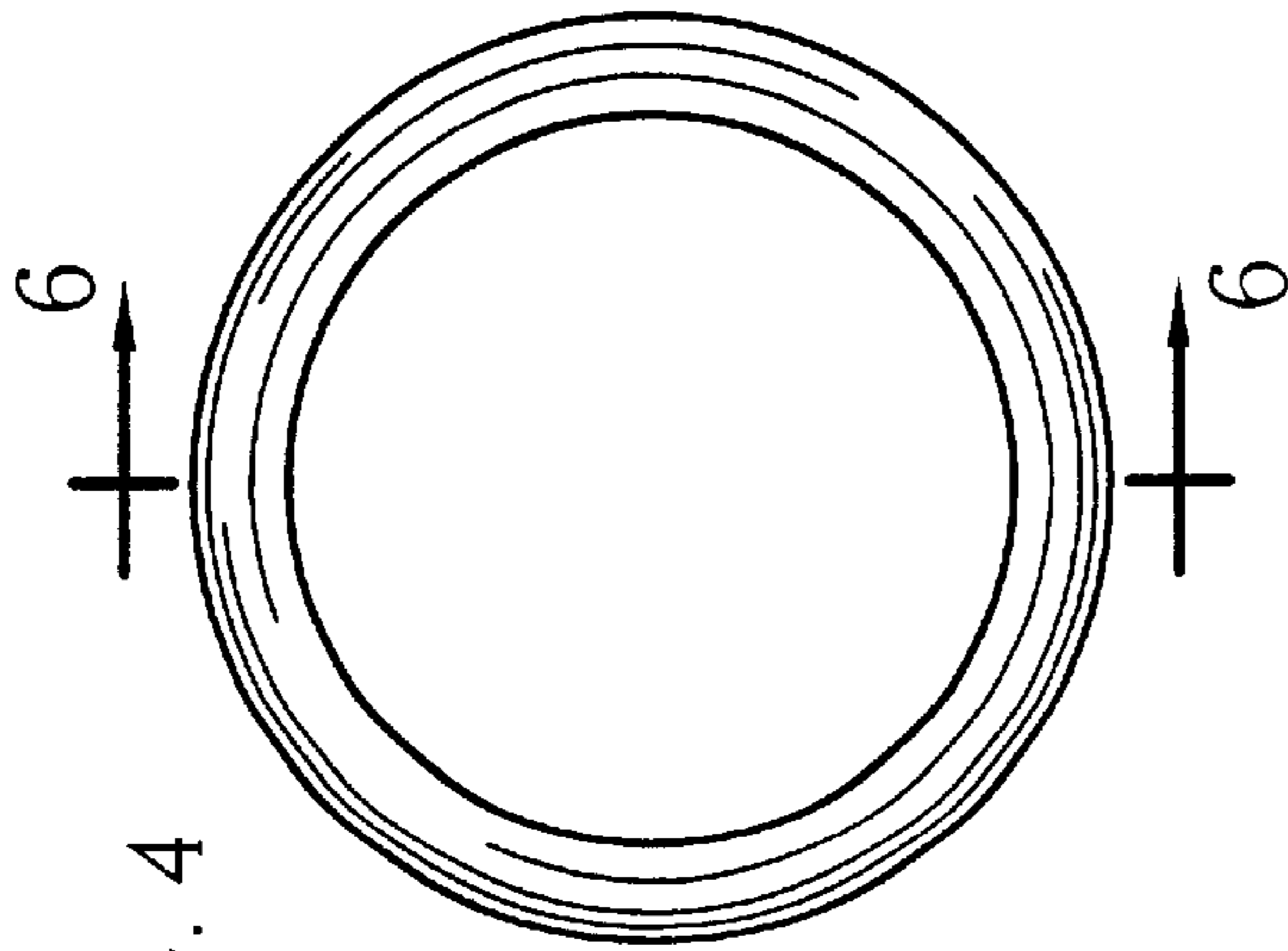


FIG. 4

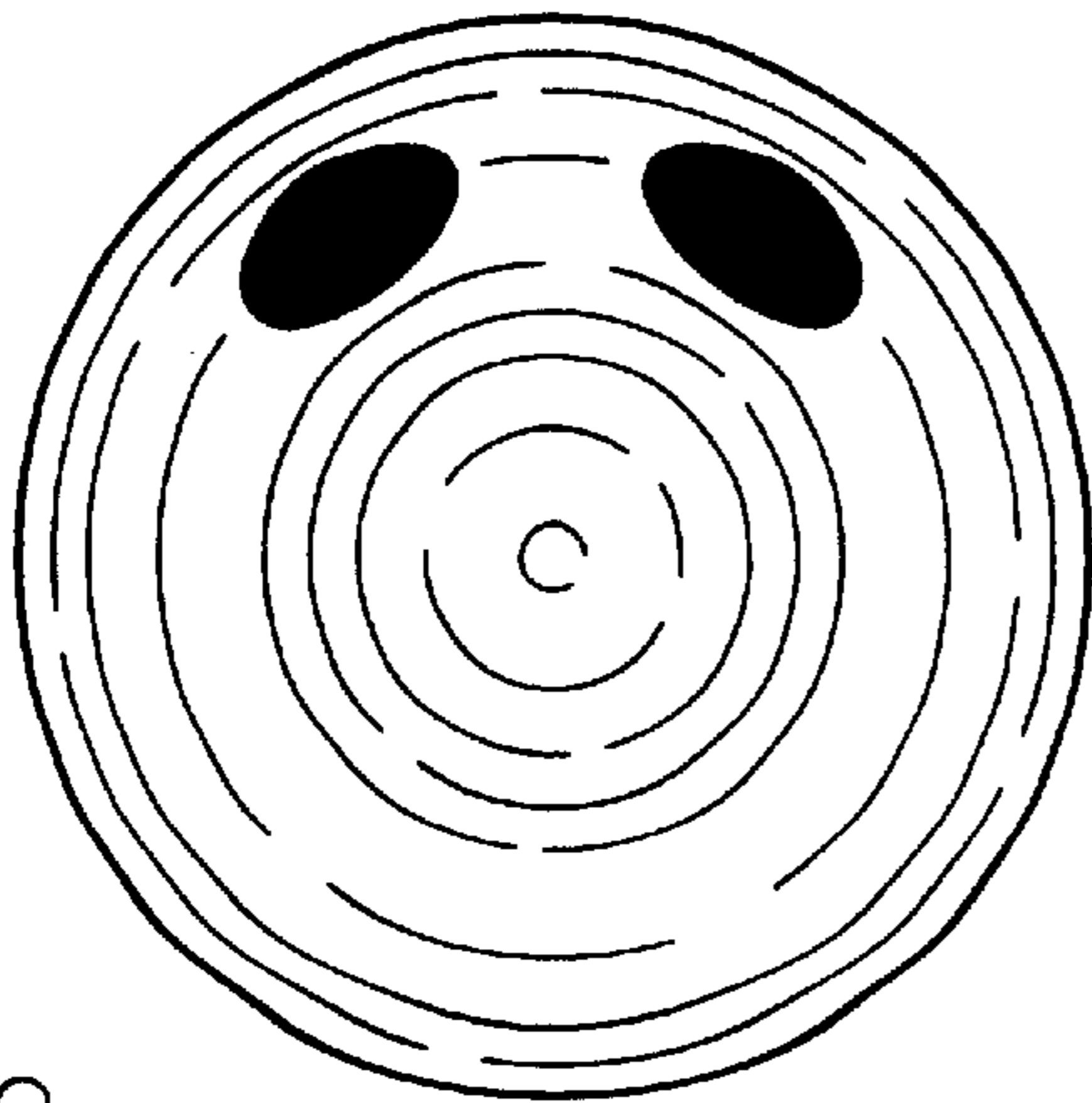


FIG. 3

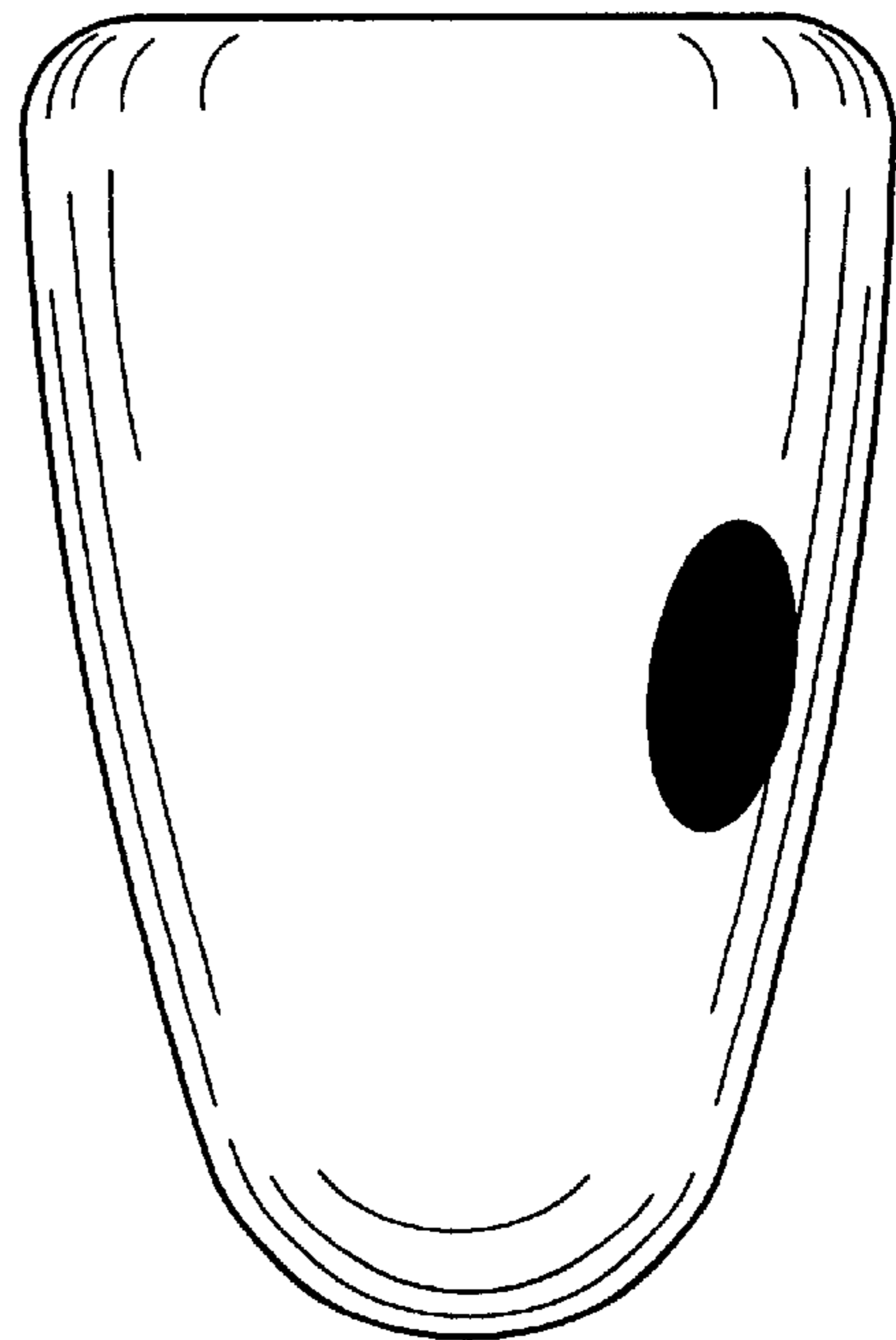


FIG. 5

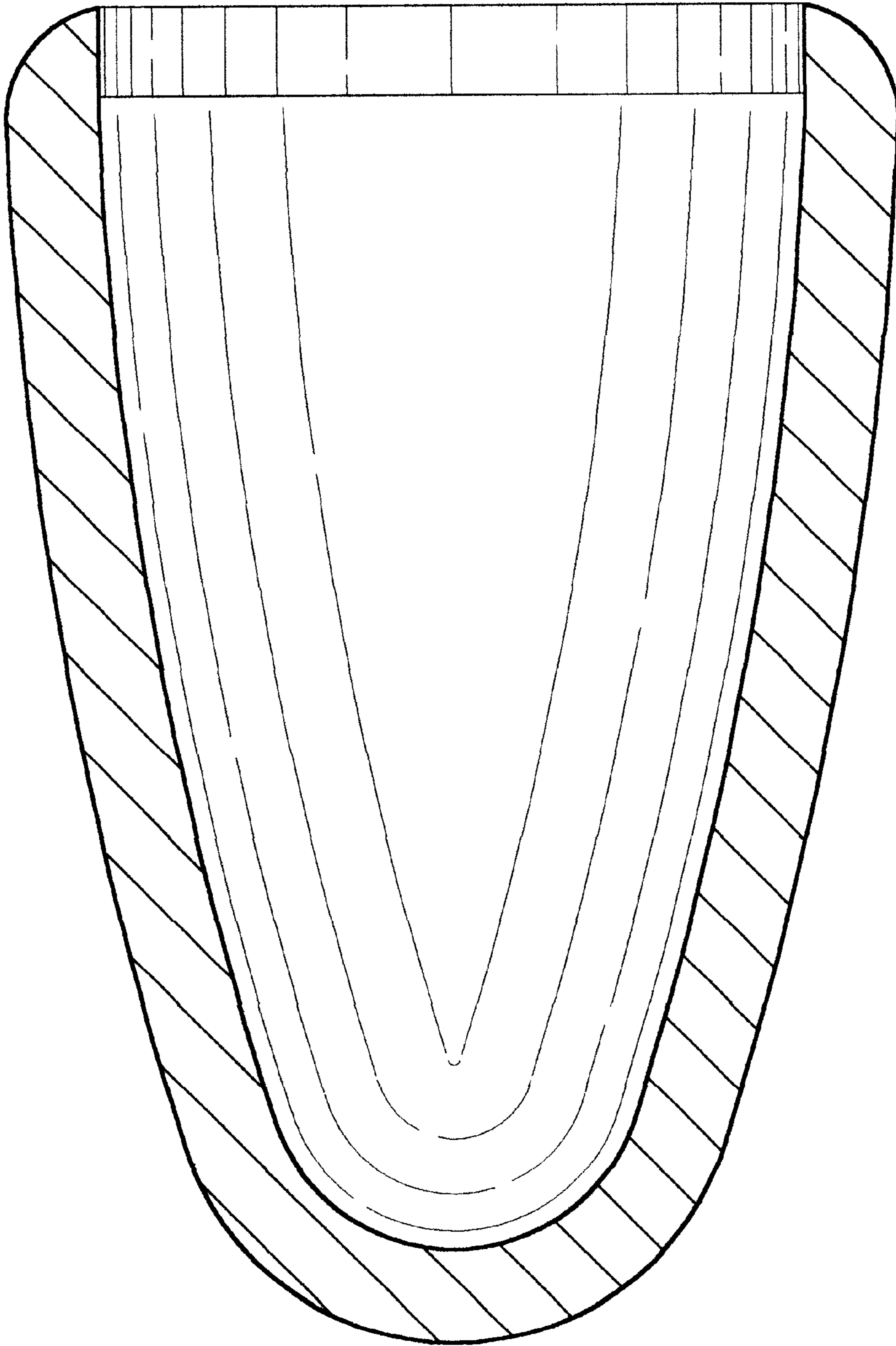


FIG. 6