



US00D470386S

(12) **United States Design Patent**  
**Giese et al.**

(10) **Patent No.:** **US D470,386 S**

(45) **Date of Patent:** **\*\* Feb. 18, 2003**

(54) **PUNCH DOWN TOOL HANDLE**

(75) Inventors: **Robert D. Giese**, Kenosha, WI (US);  
**Daniel J. De Lay**, Waterford, WI (US);  
**Stacey A. Murphy**, DeKalb, IL (US)

(73) Assignee: **Ideal Industries, Inc.**, Sycamore, IL (US)

(\*\*) Term: **14 Years**

(21) Appl. No.: **29/149,606**

(22) Filed: **Oct. 15, 2001**

**Related U.S. Application Data**

(63) Continuation-in-part of application No. 29/133,277, filed on Nov. 27, 2000, now Pat. No. Des. 451,358.

(51) **LOC (7) Cl.** ..... **08-05**

(52) **U.S. Cl.** ..... **D8/107**

(58) **Field of Search** ..... D8/107, 24, 98,  
D8/99, 82, 83, 87; 81/436-440, 489, 177.1;  
16/110.1, 421, 422, 426, 430, 431; D7/401.2

(56) **References Cited**

**U.S. PATENT DOCUMENTS**

D149,636 S \* 5/1948 Hatcher

D149,676 S \* 5/1948 Roblin  
D149,677 S \* 5/1948 Roblin  
D157,612 S \* 3/1950 Lueneburg et al.  
D193,496 S \* 8/1962 Jacoff  
D447,403 S \* 9/2001 Giese et al. .... D8/107  
D451,358 S \* 12/2001 Giese et al. .... D8/107

\* cited by examiner

*Primary Examiner*—Alan P. Douglas

*Assistant Examiner*—Clare E. Heflin

(74) *Attorney, Agent, or Firm*—Cook, Alex, McFarron,  
Manzo, Cummings & Mehler, Ltd.

(57) **CLAIM**

The ornamental design for a punch down tool handle, as shown and described.

**DESCRIPTION**

FIG. 1 is a left side view of the punch down tool handle of the present invention. The right side view is a mirror image of the left side view.

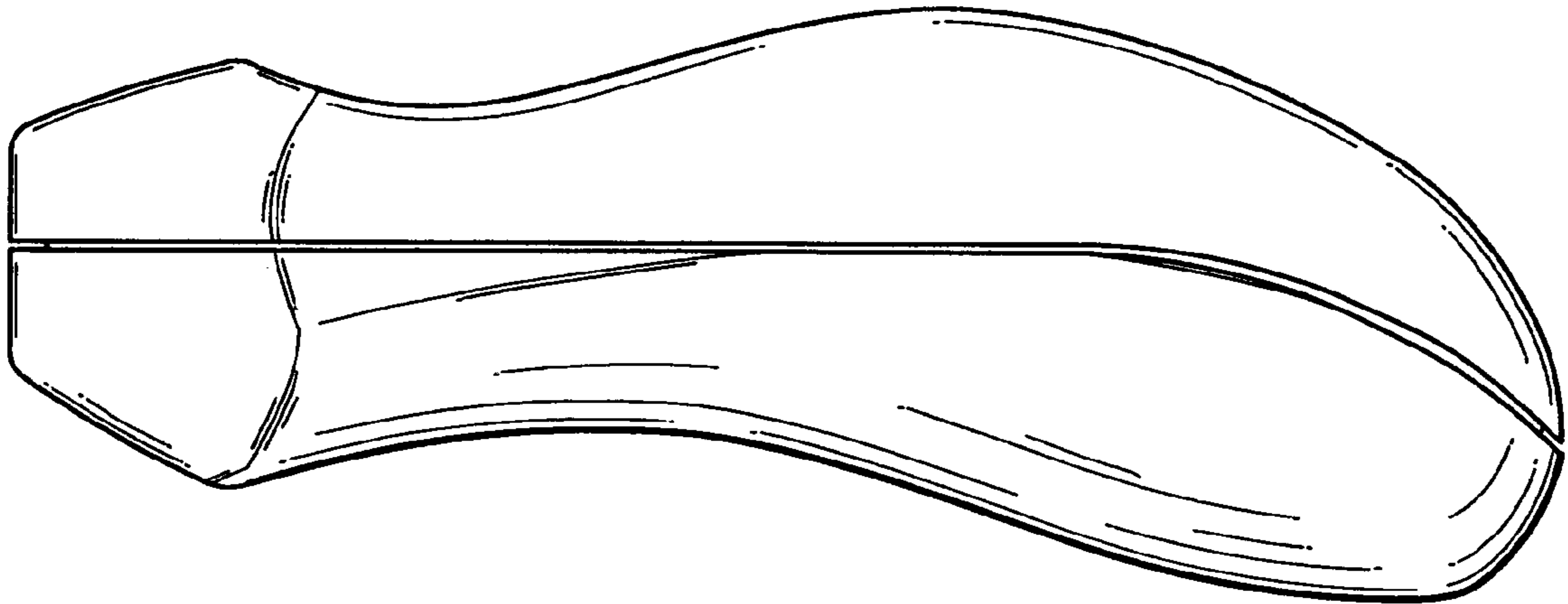
FIG. 2 is a front end view of the handle.


FIG. 3 is a rear end view of the handle.

FIG. 4 is a top view of the handle; and,

FIG. 5 is a bottom plan of the handle.

**1 Claim, 1 Drawing Sheet**






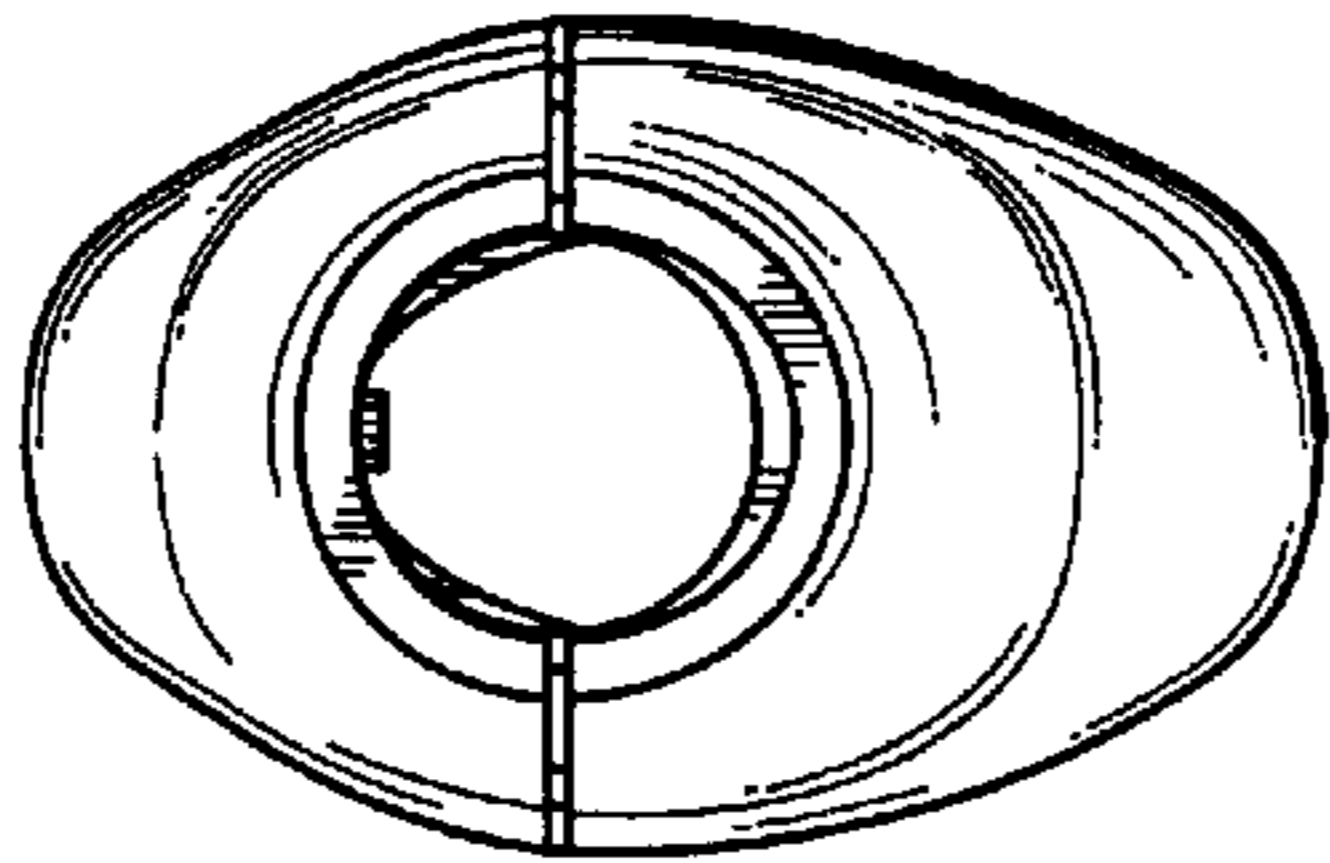
*Fig. 4*



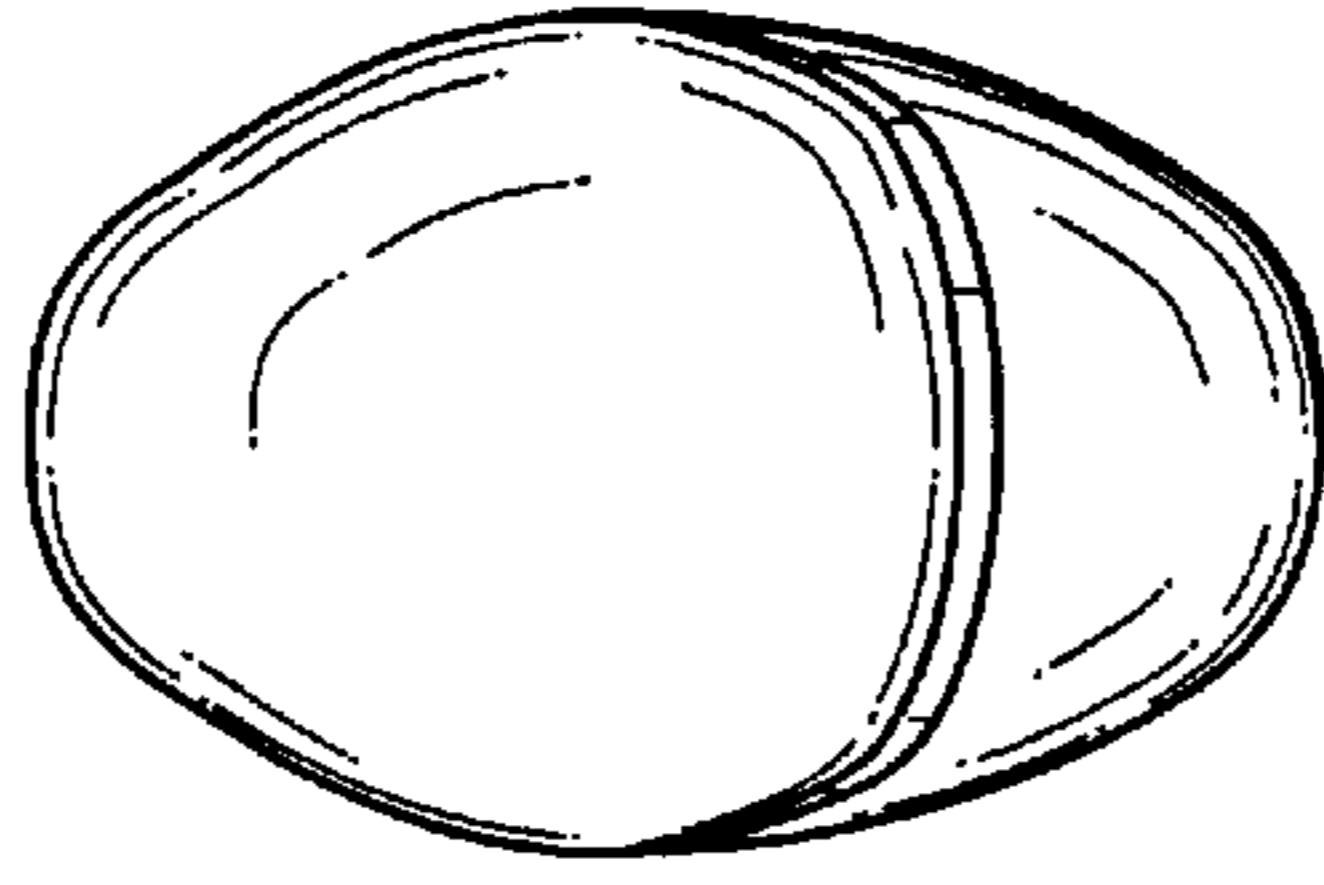
*Fig. 1*



*Fig. 5*



*Fig. 2*



*Fig. 3*