



US00D470381S

(12) **United States Design Patent**  
**Magann**

(10) **Patent No.:** **US D470,381 S**

(45) **Date of Patent:** **\*\* Feb. 18, 2003**

(54) **SANDING UNIT**

(76) **Inventor:** **Keith Wilder Magann**, 2710 Youngs Dr., Haymarket, VA (US) 20169

(\*\*) **Term:** **14 Years**

(21) **Appl. No.:** **29/155,171**

(22) **Filed:** **Feb. 6, 2002**

(51) **LOC (7) Cl.** ..... **08-05**

(52) **U.S. Cl.** ..... **D8/90**

(58) **Field of Search** ..... D8/90, 94, 45;  
451/523, 524, 525, 526, 527, 530

(56) **References Cited**

**U.S. PATENT DOCUMENTS**

4,922,665 A	*	5/1990	Wanatowicz	401/137
5,054,248 A	*	10/1991	Thayer	451/490
D329,583 S	*	9/1992	Medina	D8/90
5,168,672 A	*	12/1992	Gregoire, Sr.	451/502
D365,507 S	*	12/1995	Pope	D8/90
5,512,010 A	*	4/1996	Labad, Jr.	15/105

5,634,843 A	*	6/1997	Liu	451/344
5,662,519 A	*	9/1997	Arnold	451/495
5,902,176 A	*	5/1999	Chen	451/517
D429,136 S	*	8/2000	Ali et al.	D8/90

\* cited by examiner

*Primary Examiner*—Philip S. Hyder

(74) *Attorney, Agent, or Firm*—Fleshner & Kim, LLP

(57) **CLAIM**

The ornamental design for a sanding unit, as shown and described.

**DESCRIPTION**

FIG. 1 is a perspective view of a sanding unit showing my new design;

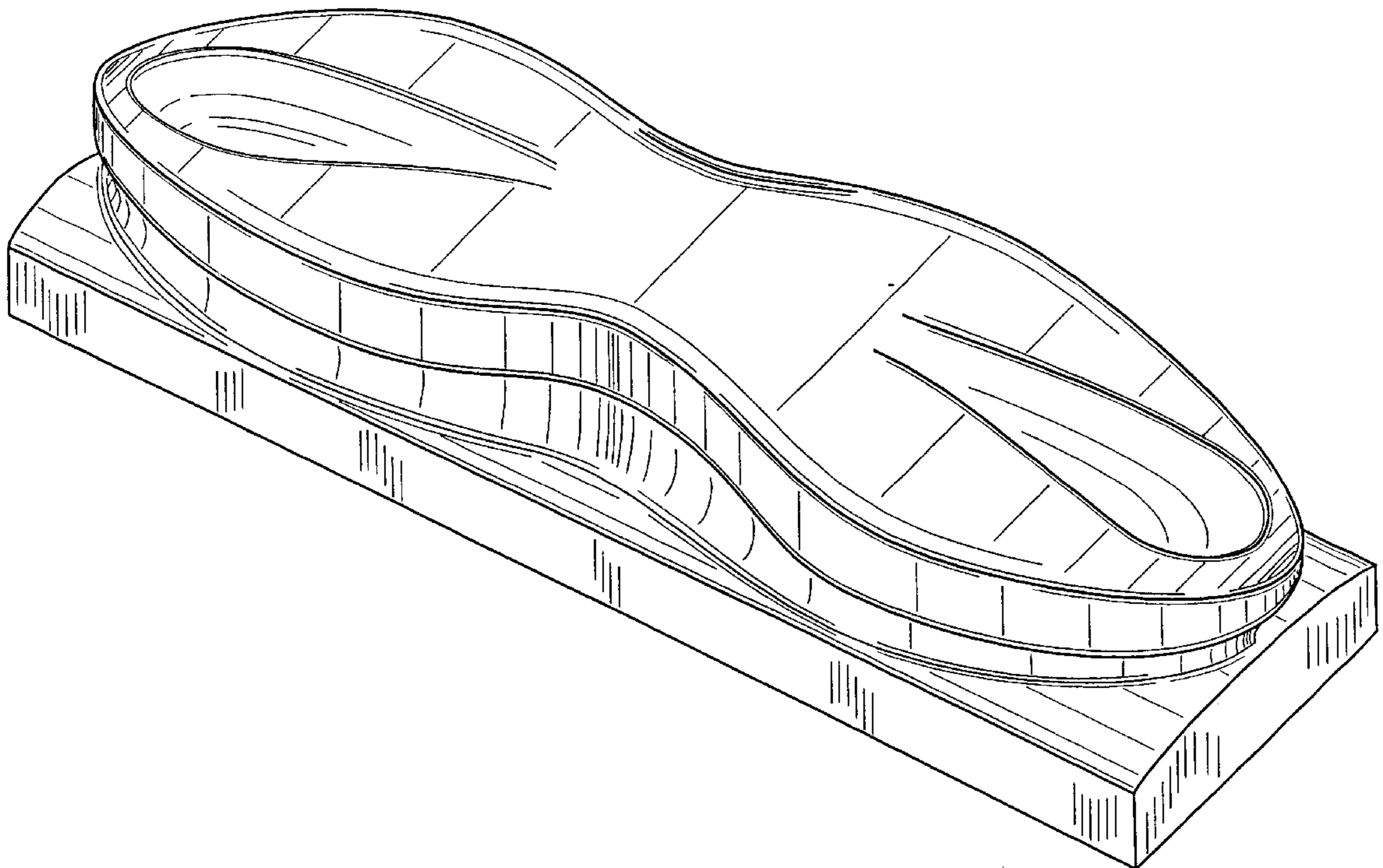
FIG. 2 is a right side view thereof, the left side view being a mirror image;

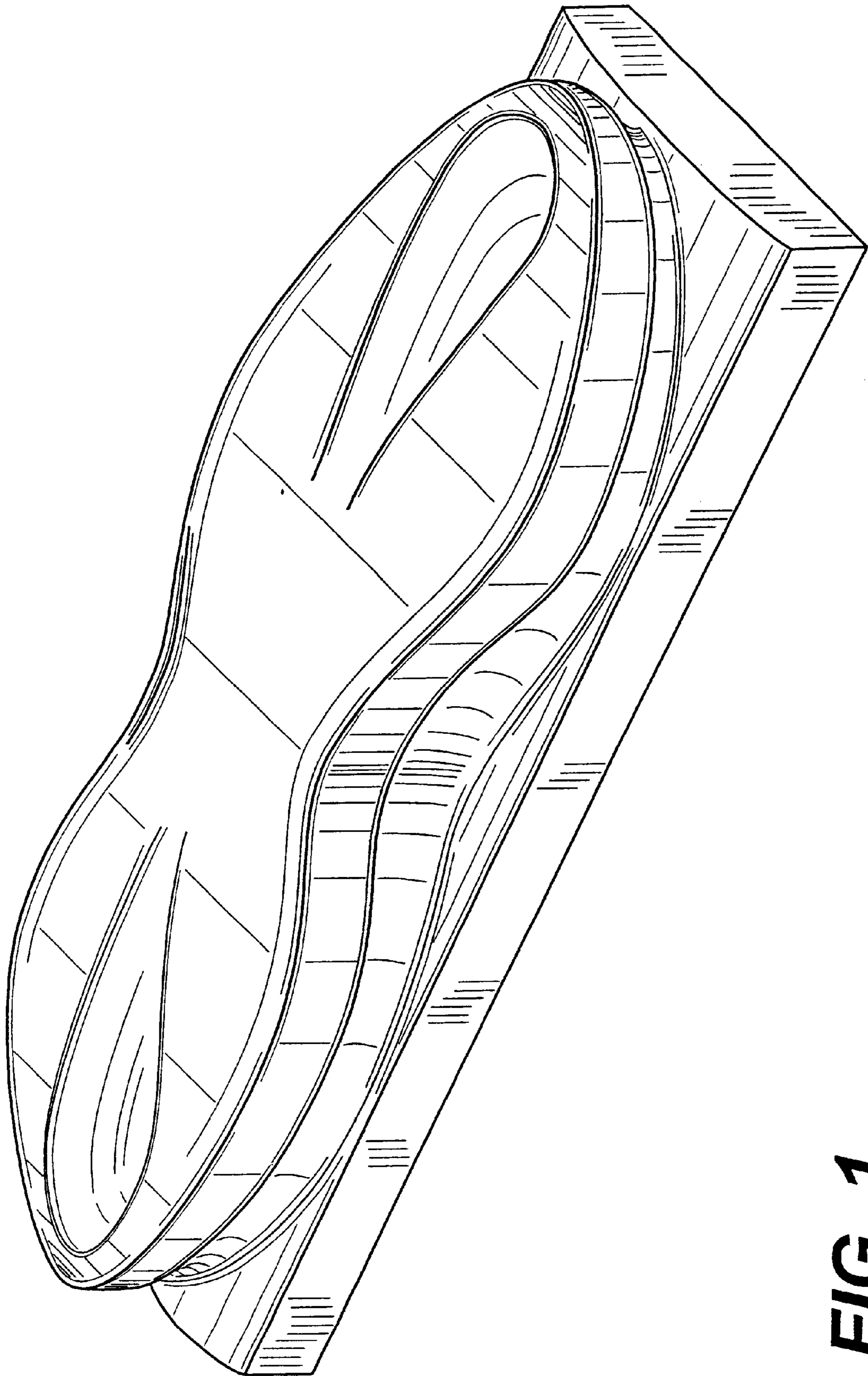
FIG. 3 is a front view thereof, the rear view being a mirror image;

FIG. 4 is a top view thereof; and,

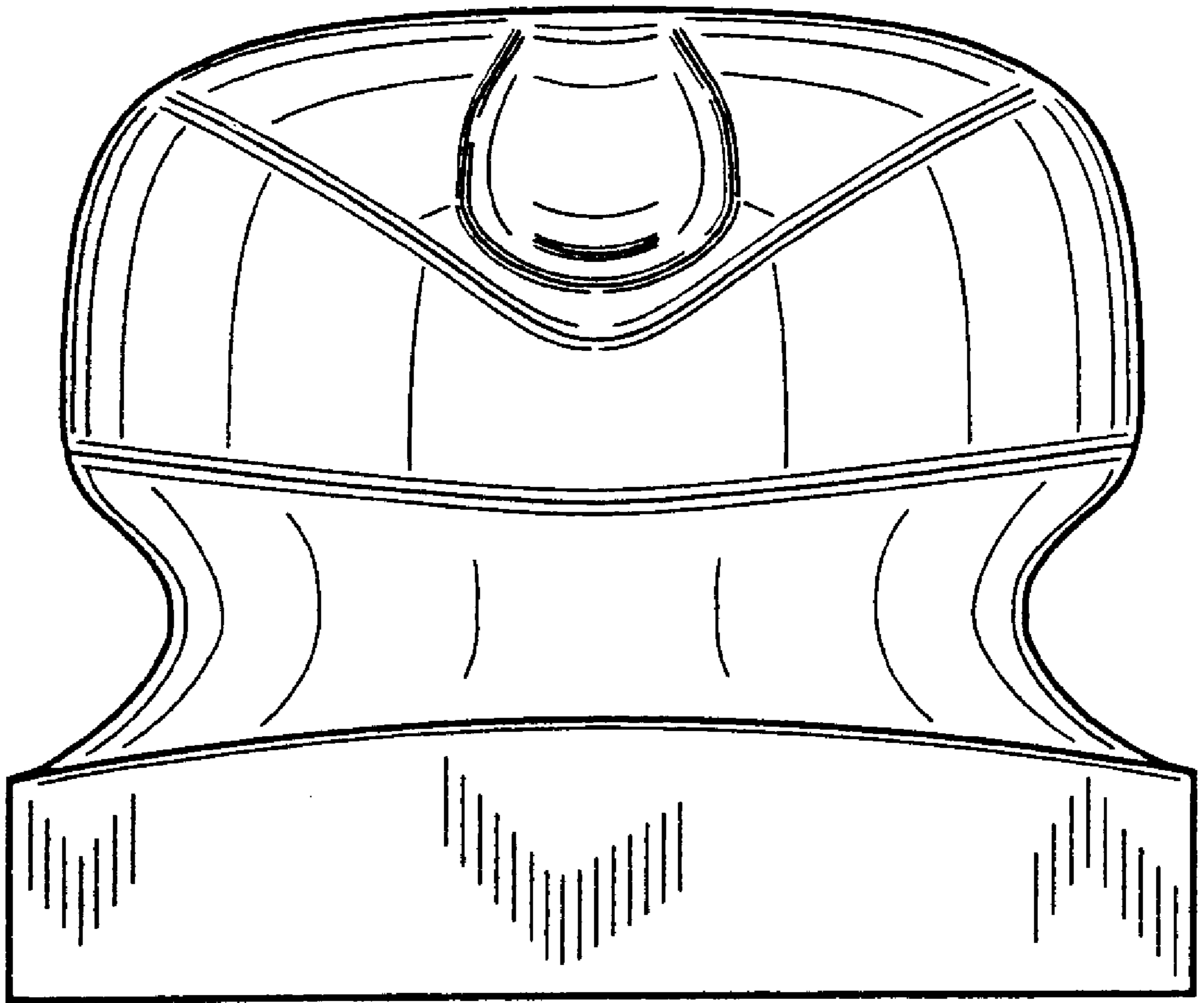
FIG. 5 is a bottom view thereof.

**1 Claim, 5 Drawing Sheets**

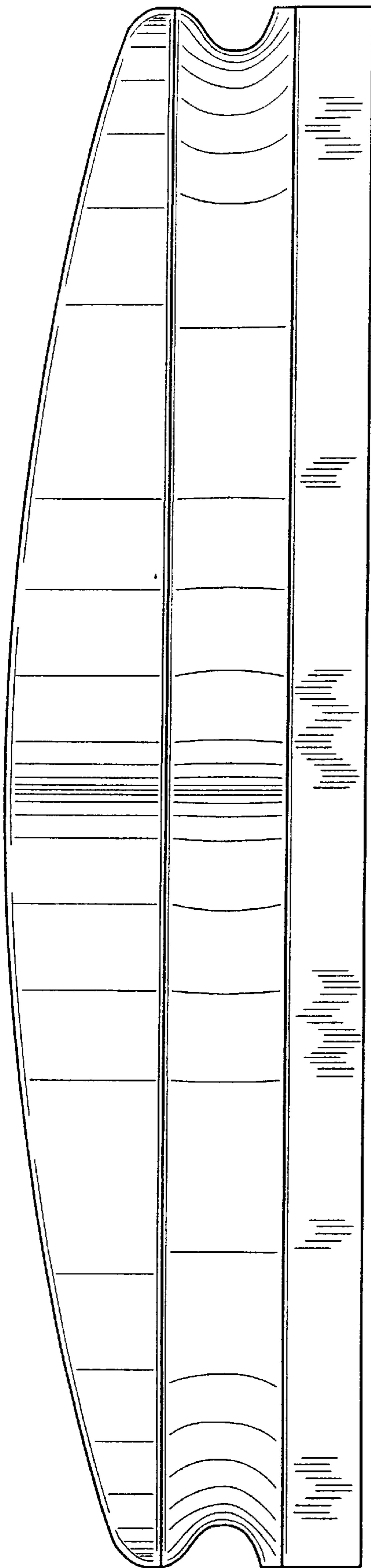




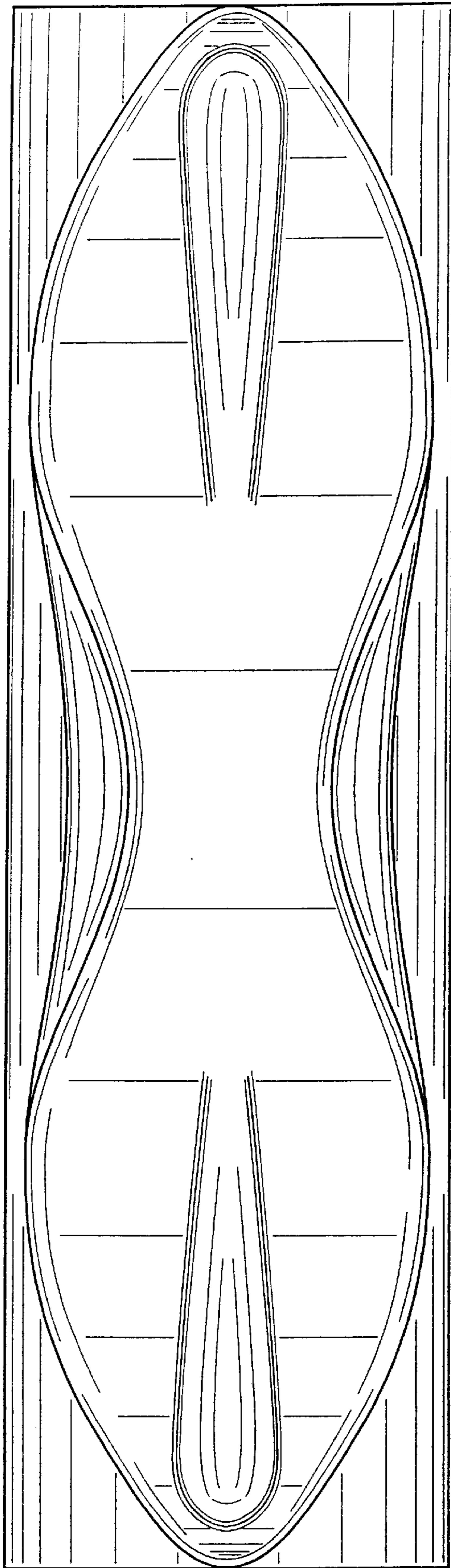
**FIG. 1**




**FIG. 2**



**FIG. 3**



**FIG. 4**



**FIG. 5**