



US00D470373S

(12) **United States Design Patent**  
**Ferreria et al.**

(10) **Patent No.: US D470,373 S**

(45) **Date of Patent: \*\* Feb. 18, 2003**

(54) **NAIL PULLER**

(76) Inventors: **Nascimento J. Ferreria**, 478 Cabernet Ct., Escalon, CA (US) 95320; **Maria C. Ferreria**, 478 Cabernet Ct., Escalon, CA (US) 95320

(\*\*) Term: **14 Years**

(21) Appl. No.: **29/164,108**

(22) Filed: **Jul. 18, 2002**

(51) **LOC (7) Cl. .... 08-05**

(52) **U.S. Cl. .... D8/52**

(58) **Field of Search** ..... D8/52, 54-56, D8/58, 105; 81/324, 342, 367, 370, 380, 390, 418, 420, 424.5, 427.5, 486, 489; 254/18; 7/127

(56) **References Cited**

**U.S. PATENT DOCUMENTS**

3,791,012 A \* 2/1974 Jenkin ..... D8/52  
4,297,756 A \* 11/1981 Lance ..... 7/127

4,307,635 A \* 12/1981 Genova ..... 29/254  
4,669,341 A \* 6/1987 Small ..... 81/424.5  
5,056,385 A \* 10/1991 Petersen ..... 81/367  
D342,877 S \* 1/1994 Adamic ..... D8/52  
5,984,272 A \* 11/1999 Crider ..... 254/18

\* cited by examiner

*Primary Examiner*—Alan P. Douglas  
*Assistant Examiner*—Clare E. Heflin

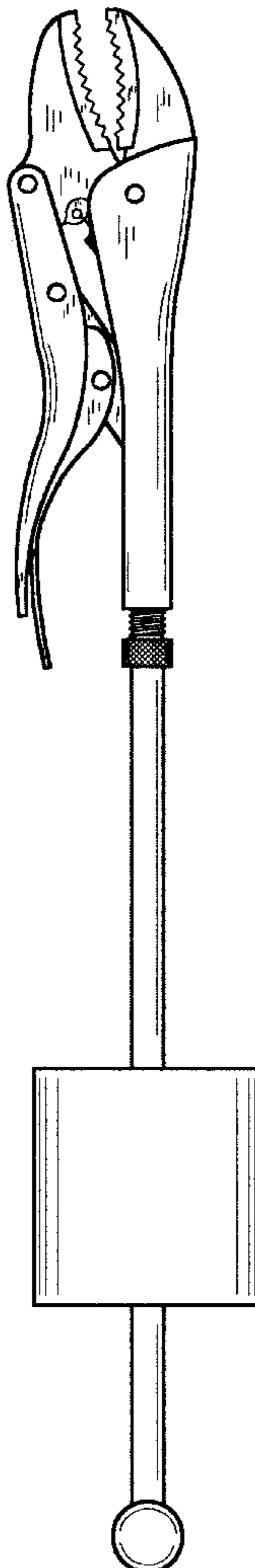
(57) **CLAIM**

The ornamental design for a nail puller, as shown and described.

**DESCRIPTION**

FIG. 1 is a front elevational view of a nail puller showing our new design;  
FIG. 2 is a rear elevational view thereof;  
FIG. 3 is a side view, taken from the left side of FIG. 1;  
FIG. 4 is a side view, taken from the right side of FIG. 1;  
FIG. 5 is a top plan view thereof; and,  
FIG. 6 is a bottom plan view thereof.

**1 Claim, 2 Drawing Sheets**



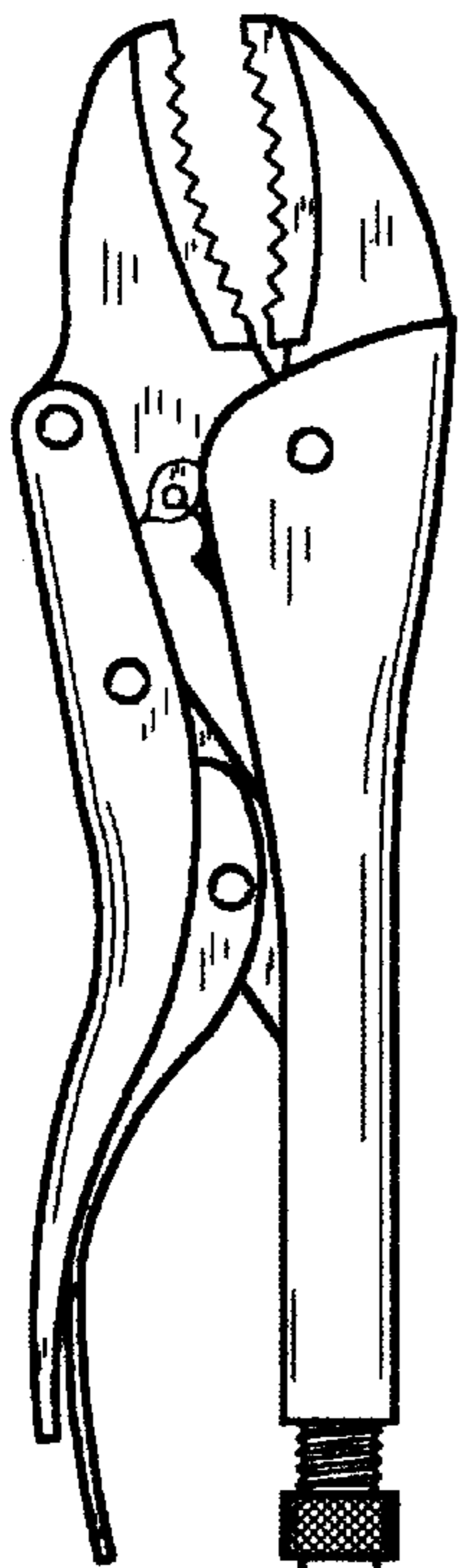


FIG. 1

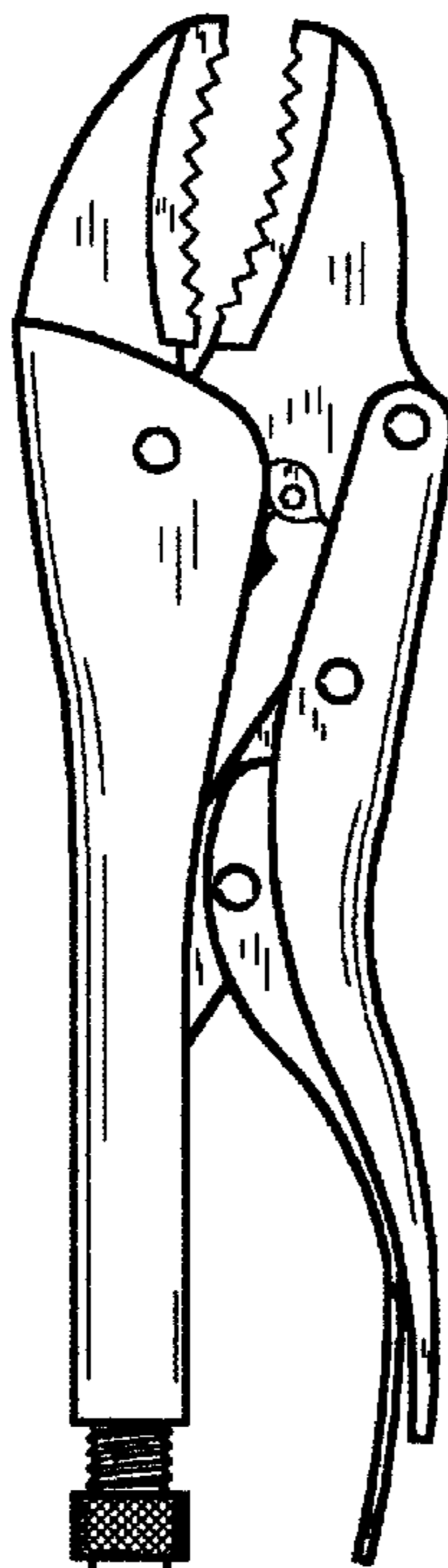


FIG. 2



FIG. 3



FIG. 4



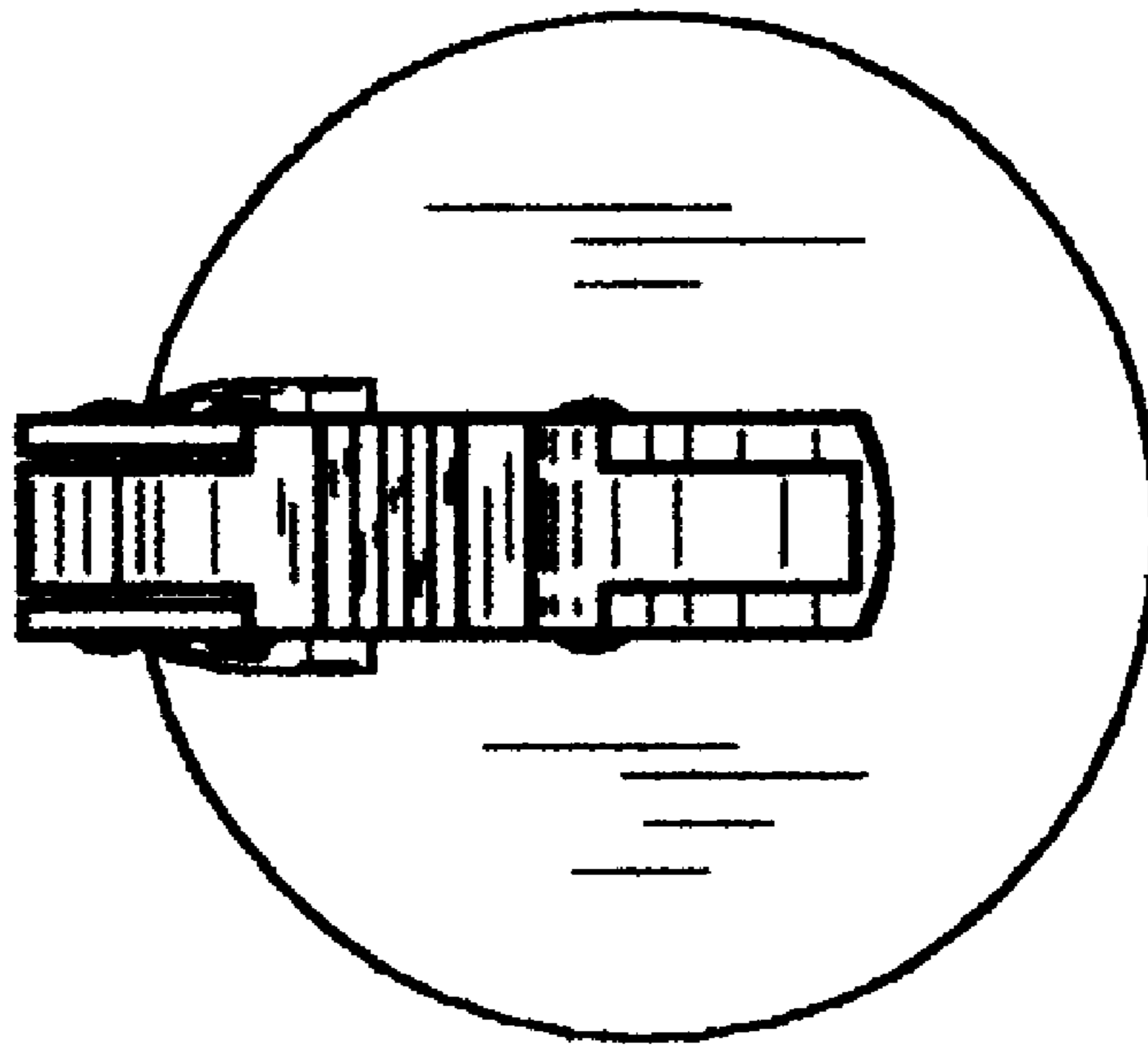


FIG. 5

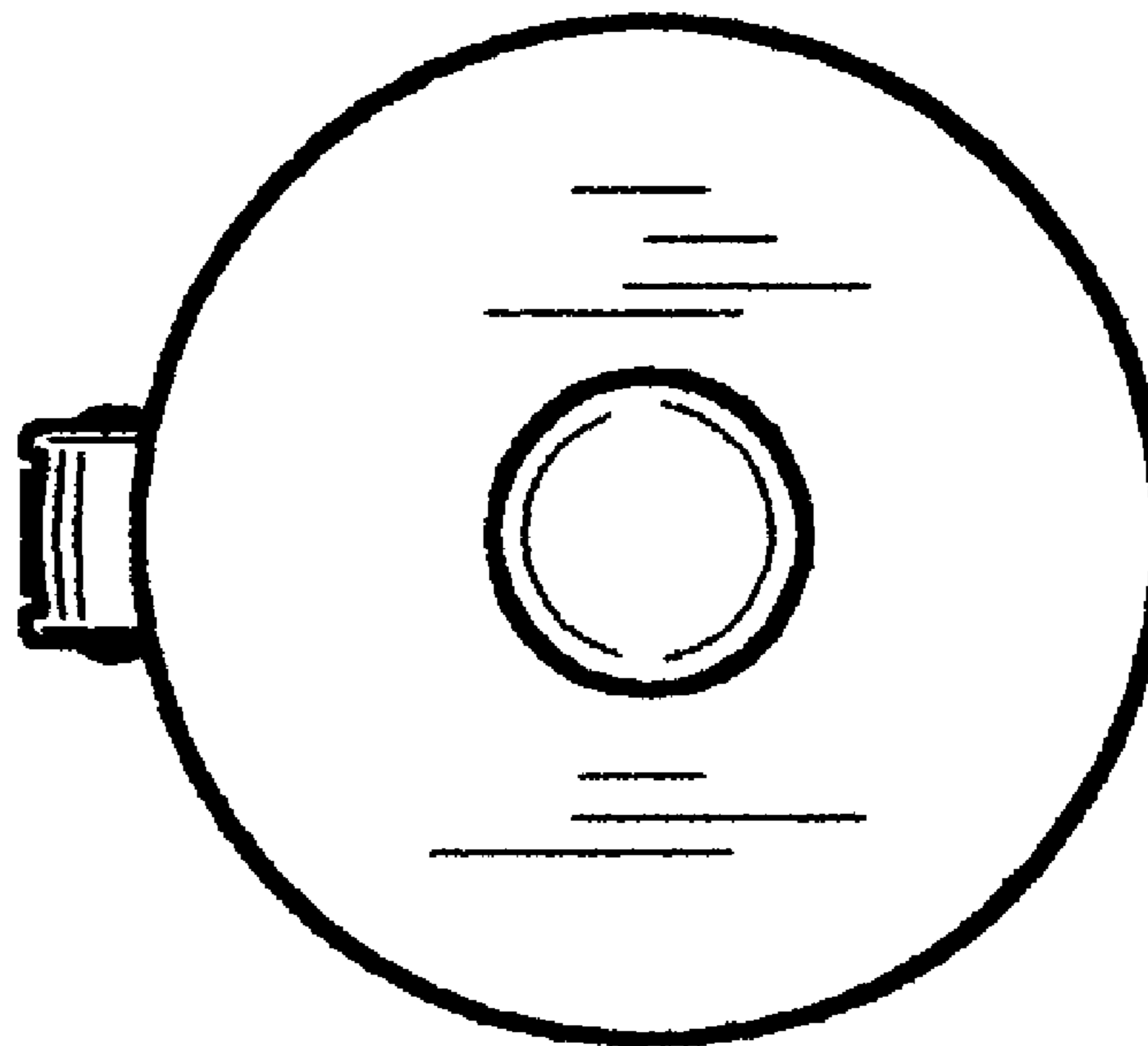


FIG. 6