



US00D470371S

(12) **United States Design Patent**  
**Van Glabbeek**

(10) **Patent No.:** **US D470,371 S**

(45) **Date of Patent:** **\*\* Feb. 18, 2003**

(54) **STRETCH FILM WRAPPING TOOL**

(75) Inventor: **René Van Glabbeek**, Etten Lahr (NL)

(73) Assignee: **E.V.C. (Verpakking) B.V.**, Etten-Leur (NL)

(\*\*) Term: **14 Years**

(21) Appl. No.: **29/148,579**

(22) Filed: **Sep. 21, 2001**

(30) **Foreign Application Priority Data**

Mar. 23, 2001 (XH) ..... DM/055 504

(51) **LOC (7) Cl.** ..... **08-05**

(52) **U.S. Cl.** ..... **D8/51**

(58) **Field of Search** ..... D8/14, 51; 81/486, 81/488; 156/579; 53/556, 508

(56) **References Cited**

**U.S. PATENT DOCUMENTS**

2,545,638 A \* 3/1951 Wheatley ..... 118/504

3,125,907 A \* 3/1964 Derrickson

3,861,988 A \* 1/1975 Priesler

5,069,732 A \* 12/1991 Levine ..... 156/71

D369,963 S \* 5/1996 Guthrie ..... D8/51

\* cited by examiner

*Primary Examiner*—Alan P. Douglas

*Assistant Examiner*—Clare E. Heflin

(74) *Attorney, Agent, or Firm*—David P. Gordon; David S. Jacobson; Thomas A. Gallagher

(57) **CLAIM**

The ornamental design for a stretch film wrapping tool, as shown and described.

**DESCRIPTION**

FIG. 1 is a front perspective view of a stretch film wrapping tool, showing my new design;

FIG. 2 is a top plan view thereof; the bottom being a mirror image;

FIG. 3 is a left side elevational view thereof, the right side being a mirror image;

FIG. 4 is a left plan view; and,

FIG. 5 is a right plan view.

**1 Claim, 3 Drawing Sheets**

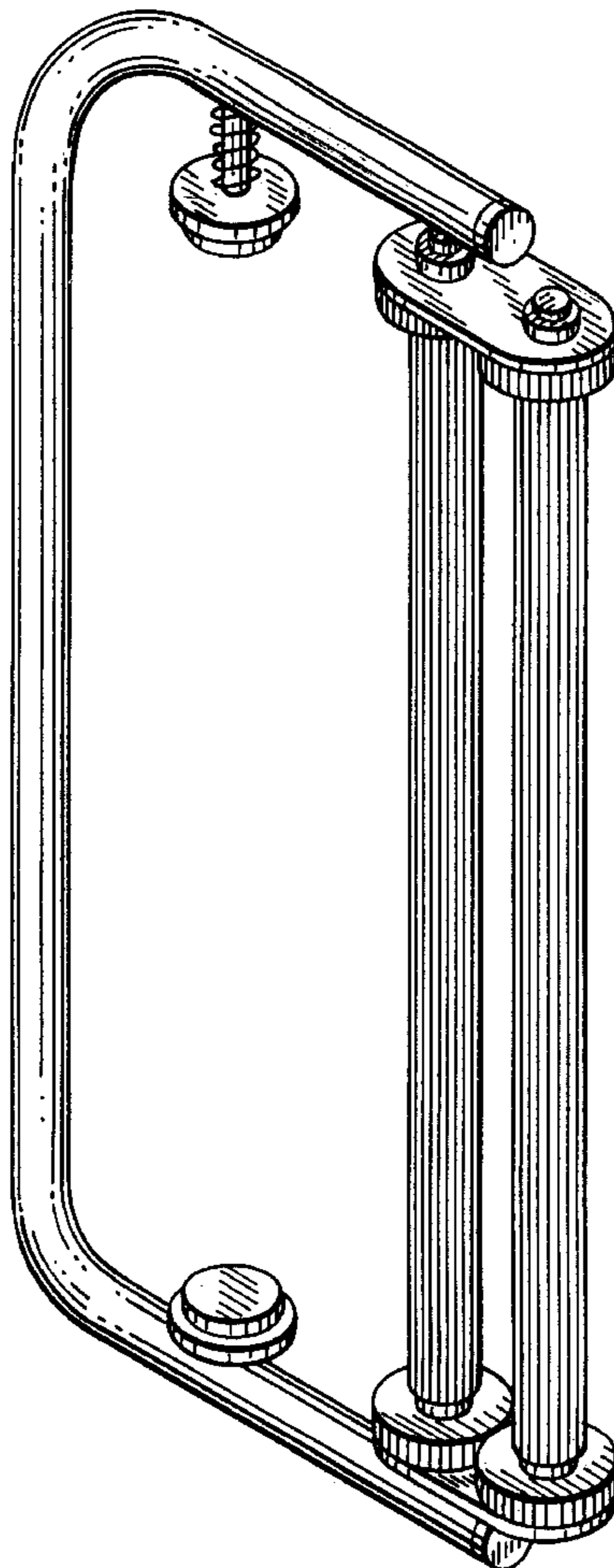


FIG. 1

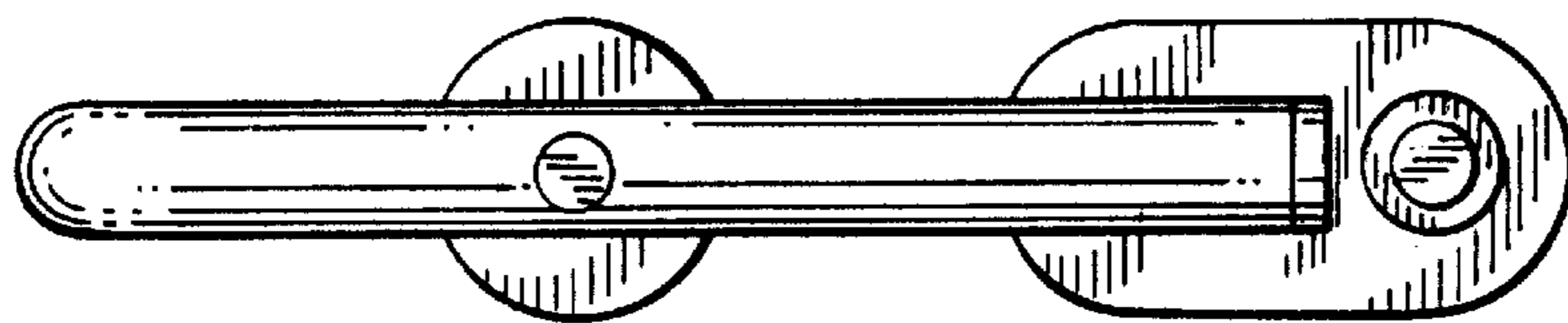
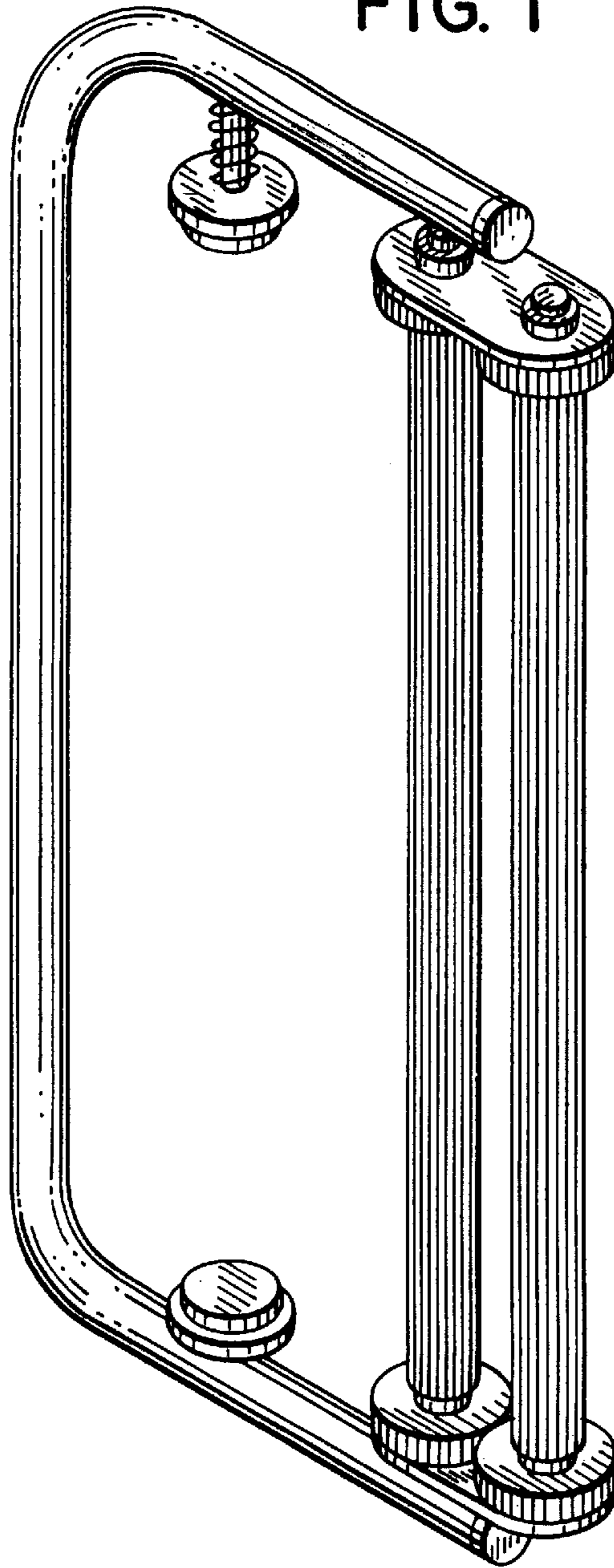
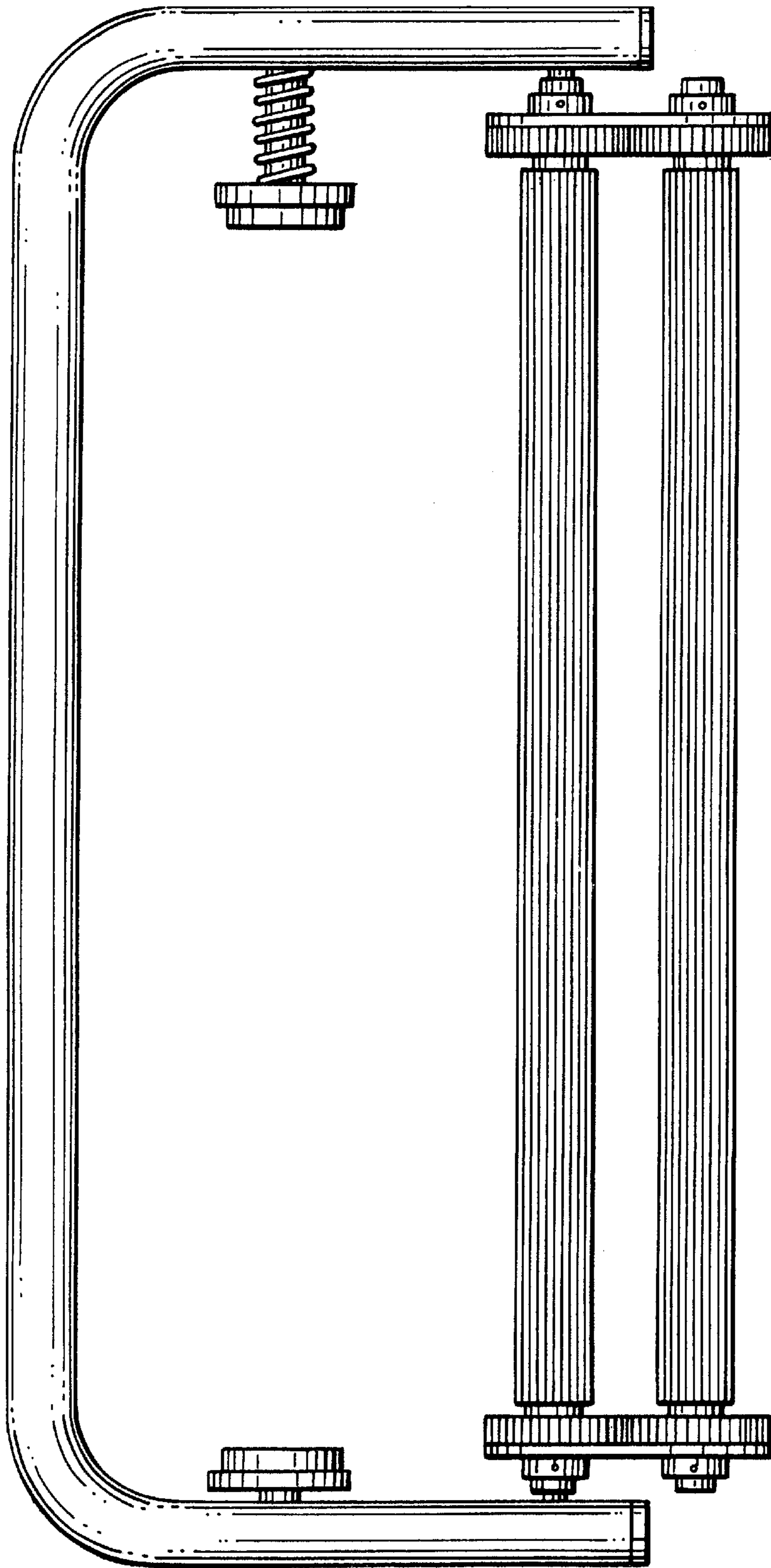


FIG. 2

FIG. 3



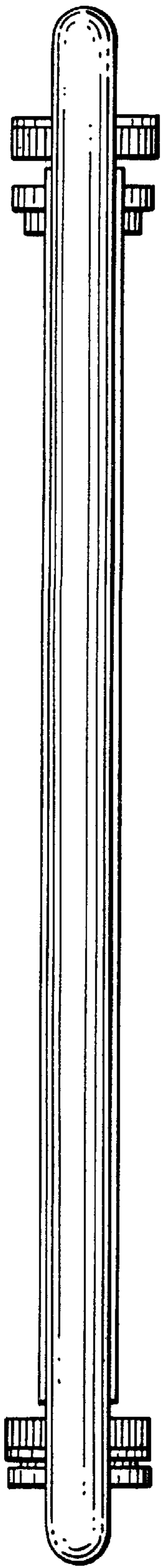


FIG. 4




FIG. 5