



US00D470367S

(12) **United States Design Patent**  
**Guodace**

(10) **Patent No.:** **US D470,367 S**

(45) **Date of Patent:** **\*\* Feb. 18, 2003**

(54) **HANDLE FOR A UTENSIL**

(75) **Inventor:** **Frank K. Guodace**, Durham, CT (US)

(73) **Assignee:** **World Tableware Inc.**, Toledo, OH (US)

(\*\*) **Term:** **14 Years**

(21) **Appl. No.:** **29/162,332**

(22) **Filed:** **Jun. 13, 2002**

**Related U.S. Application Data**

(62) Division of application No. 29/149,212, filed on Oct. 9, 2001.

(51) **LOC (7) Cl.** ..... **07-03**

(52) **U.S. Cl.** ..... **D7/649**

(58) **Field of Search** ..... D7/642, 645, 649, D7/650, 652, 653, 662-664, 401.2; 30/147-150, 322-328, 340, 342-345

(56) **References Cited**

**U.S. PATENT DOCUMENTS**

D78,962 S \* 7/1929 Barousse ..... D7/653

D100,770 S \* 8/1936 Grabhorn ..... D7/653

D151,744 S \* 11/1948 Eggleston ..... D7/653

D306,676 S \* 3/1990 Gebhardt ..... D7/653

\* cited by examiner

*Primary Examiner*—Caron D. Veynar

(74) *Attorney, Agent, or Firm*—Emch, Schaffer, Schaub & Porcello Co., L.P.A.

(57) **CLAIM**

The ornamental design for a handle for a utensil, as shown and described.

**DESCRIPTION**

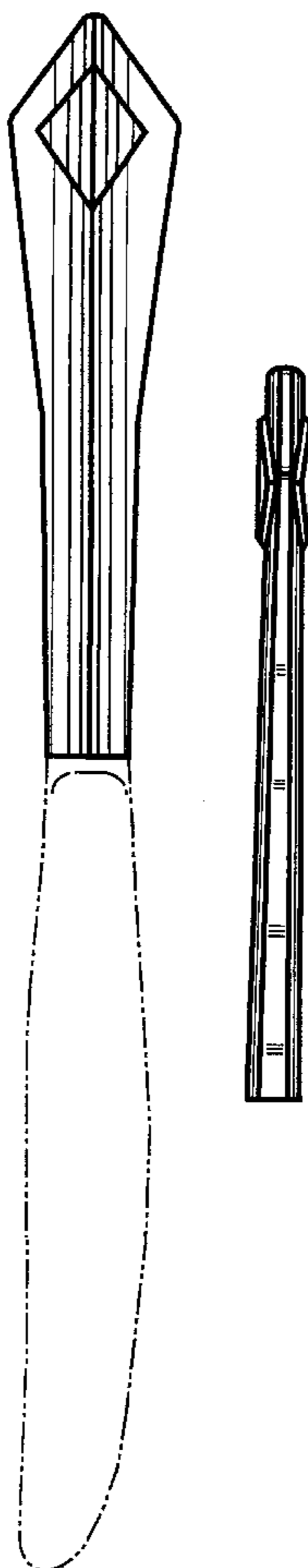
FIG. 1 is a front elevational view of a handle for a utensil of the present design; the back elevational view being the same;

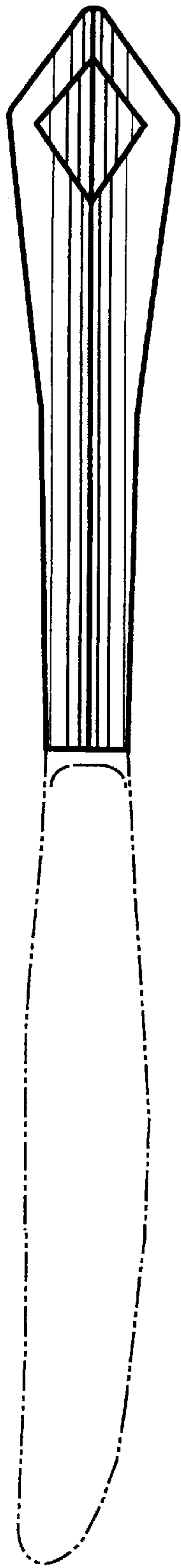
FIG. 2 is a side elevational view thereof; the other side elevational view being the same; and,

FIG. 3 is a top view thereof.

The broken lines shown in FIG. 1 are illustrative of environmental structure only and form no part of the claimed design.

**1 Claim, 2 Drawing Sheets**





— FIG. 1



— FIG. 2

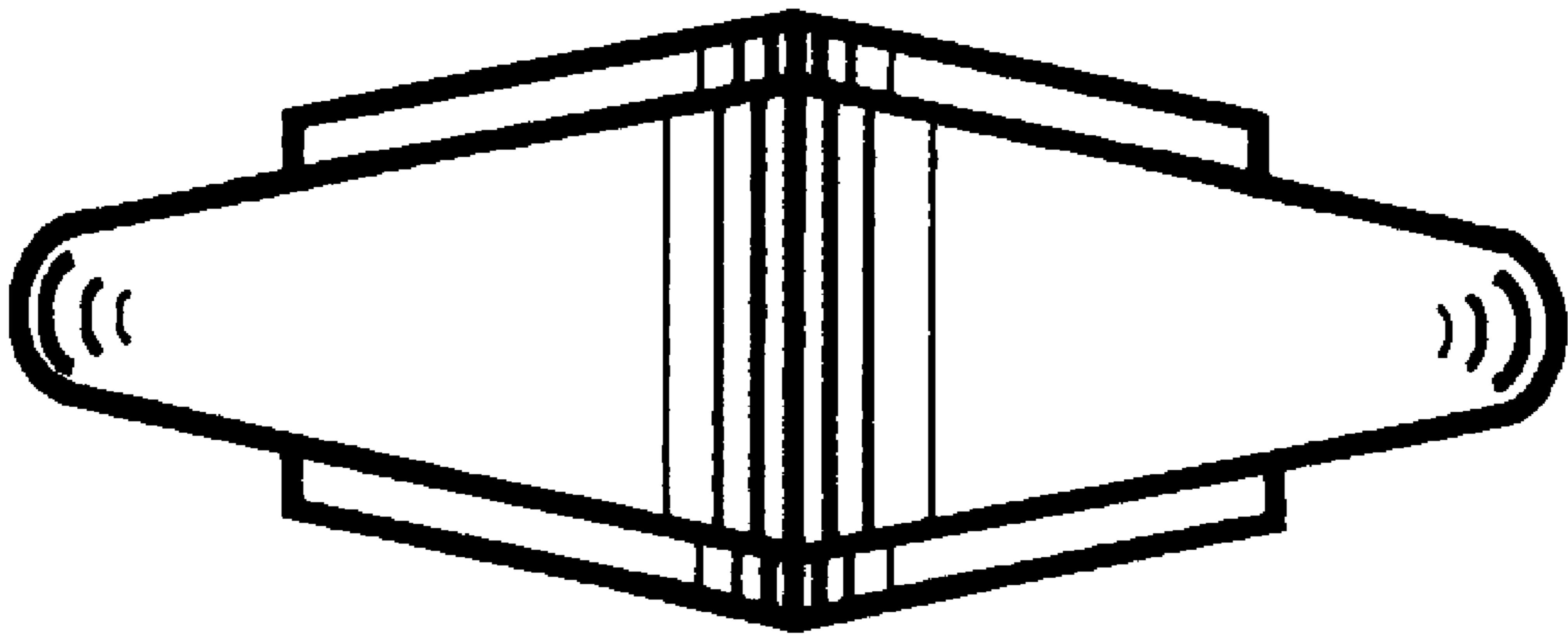


FIG. 3