



US00D470366S

(12) **United States Design Patent**
Ralph

(10) **Patent No.:** **US D470,366 S**

(45) **Date of Patent:** **** Feb. 18, 2003**

(54) **EATING UTENSIL**

(76) **Inventor:** **William Ralph**, 33685 Parkwood,
Westland, MI (US) 48186

(**) **Term:** **14 Years**

(21) **Appl. No.:** **29/160,292**

(22) **Filed:** **May 8, 2002**

(51) **LOC (7) Cl.** **07-03**

(52) **U.S. Cl.** **D7/642; D7/669; D8/18**

(58) **Field of Search** D7/642-644, 649,
D7/650, 653, 662-664, 368, 669; D8/16-19,
40, 47, 48, 88, 89; 30/400, DIG. 3; 81/3.55,
3.57, 3.8

(56) **References Cited**

U.S. PATENT DOCUMENTS

D28,940 S * 6/1898 Miller D8/14
D46,890 S * 1/1915 Stimecz D8/19
D112,042 S * 11/1938 Johansson, Jr. D7/644

D267,391 S * 12/1982 Kroeger et al. D8/18

D407,958 S * 4/1999 Royse, III D8/16

D420,261 S * 2/2000 Carter, Jr. D8/16

* cited by examiner

Primary Examiner—Caron D. Veynar

(74) *Attorney, Agent, or Firm*—Dykema Gossett PLLC;
Jerome R. Drouillard

(57) **CLAIM**

The ornamental design for an eating utensil, as shown and described.

DESCRIPTION

FIG. 1 is a perspective view of an eating utensil showing my new design.

FIG. 2 is a top view of the utensil shown in FIG. 3.

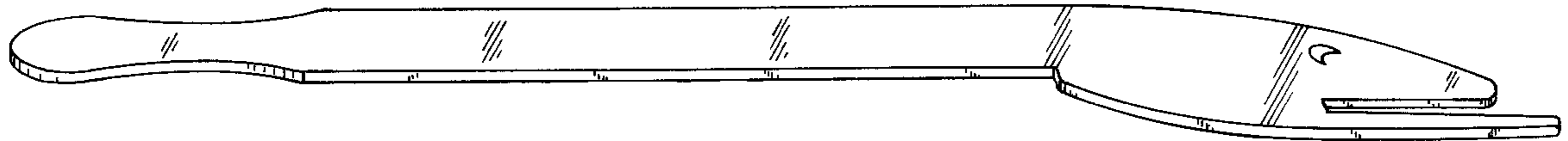
FIG. 3 is a plan view of the utensil shown in FIG. 1.

FIG. 4 is a bottom view of the utensil shown in FIG. 3.

FIG. 5 is a left end view of the utensil shown in FIG. 3; and,

FIG. 6 is a right end view of the utensil shown in FIG. 3.

1 Claim, 1 Drawing Sheet



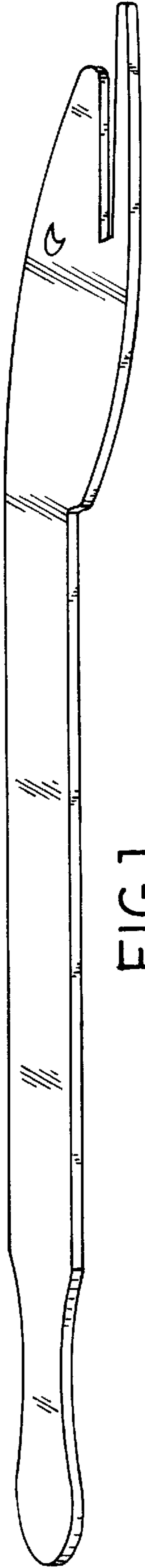


FIG. 1



FIG. 2

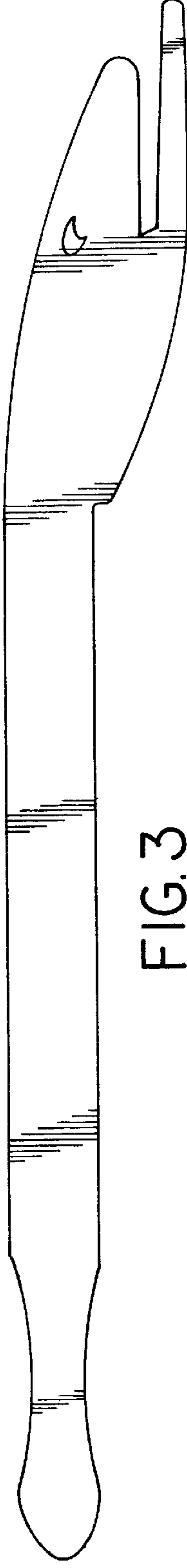


FIG. 3



FIG. 4




FIG. 5



FIG. 6