



US00D470354S

(12) **United States Design Patent**  
**Udommahuntisuk**

(10) **Patent No.:** **US D470,354 S**

(45) **Date of Patent:** **\*\* Feb. 18, 2003**

(54) **MULTIMEDIA STORAGE RACK**

(75) **Inventor:** **Kunthong Udommahuntisuk, Bangkok (TH)**

(73) **Assignee:** **Twoway Intertrade Co., Ltd., Bangkok (TH)**

(\*\*) **Term:** **14 Years**

(21) **Appl. No.:** **29/163,693**

(22) **Filed:** **Jul. 11, 2002**

(51) **LOC (7) Cl.** ..... **06-09**

(52) **U.S. Cl.** ..... **D6/629**

(58) **Field of Search** ..... D6/407, 628-630, D6/467-469, 450, 453, 462, 465, 466; 206/307, 307.1, 308.1; 211/40, 41.1, 41.2, 41.12; 312/9.1, 9.9, 9.47, 9.48, 9.51-9.56, 9.64

(56) **References Cited**

**U.S. PATENT DOCUMENTS**

D244,565 S \* 5/1977 Bettum ..... D6/629  
5,794,796 A \* 8/1998 Weisburn ..... 211/40

D404,957 S \* 2/1999 Cheris et al. .... D6/629

D440,809 S \* 4/2001 Hunt ..... D6/629

D443,790 S \* 6/2001 Bennett ..... D6/629

6,332,546 B1 \* 12/2001 Hunt ..... 211/40

\* cited by examiner

*Primary Examiner*—Cathron C. Brooks

(74) *Attorney, Agent, or Firm*—Birch, Stewart, Kolasch & Birch, LLP

(57) **CLAIM**

The ornamental design for multimedia storage rack, as shown and described.

**DESCRIPTION**

FIG. 1 is a front, perspective view of the multimedia storage rack showing my new design; (Isomatic)

FIG. 2 is a front view thereof;

FIG. 3 is a right view thereof;

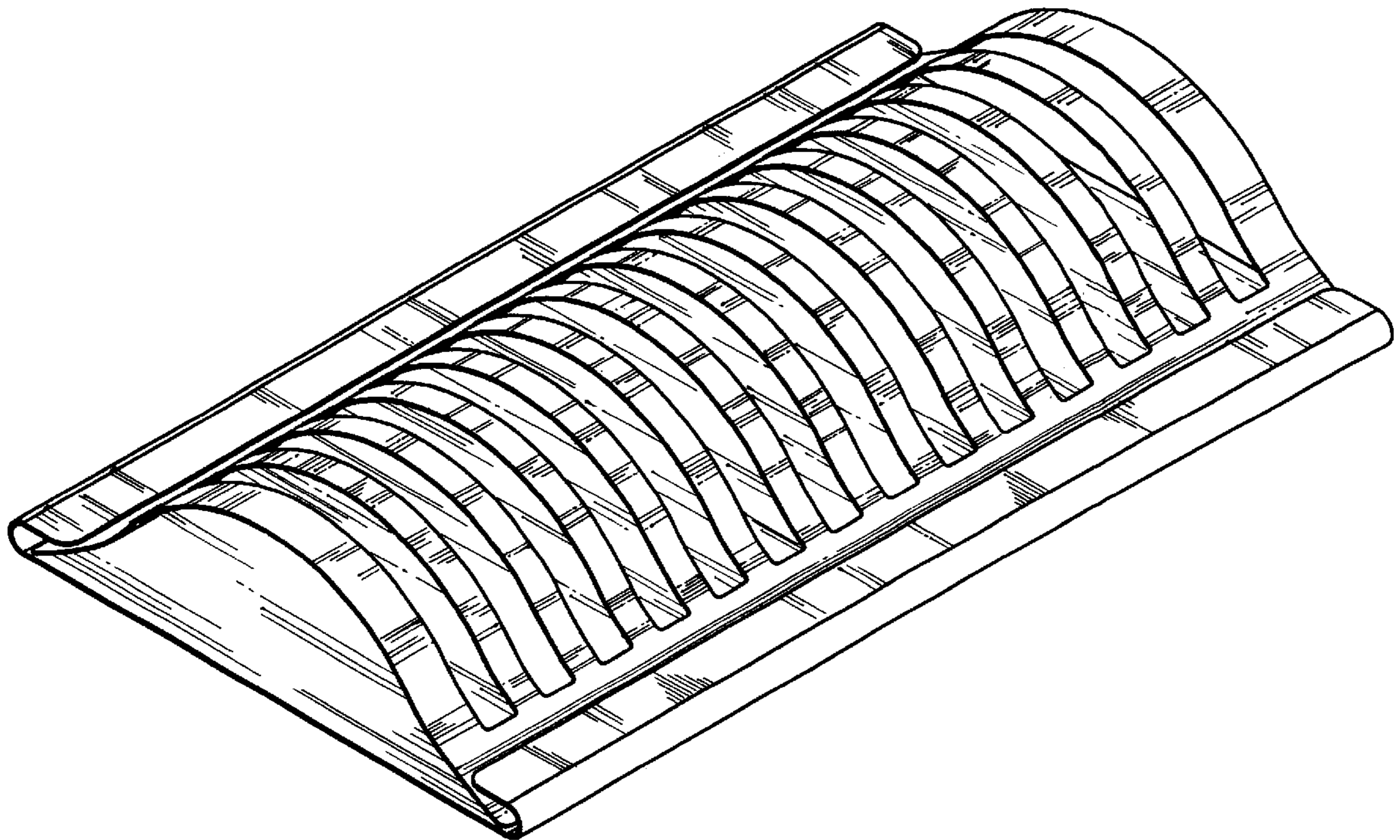
FIG. 4 is a left view thereof;

FIG. 5 is a back view thereof;

FIG. 6 is a top view thereof; and,

FIG. 7 is a bottom view thereof.

**1 Claim, 7 Drawing Sheets**



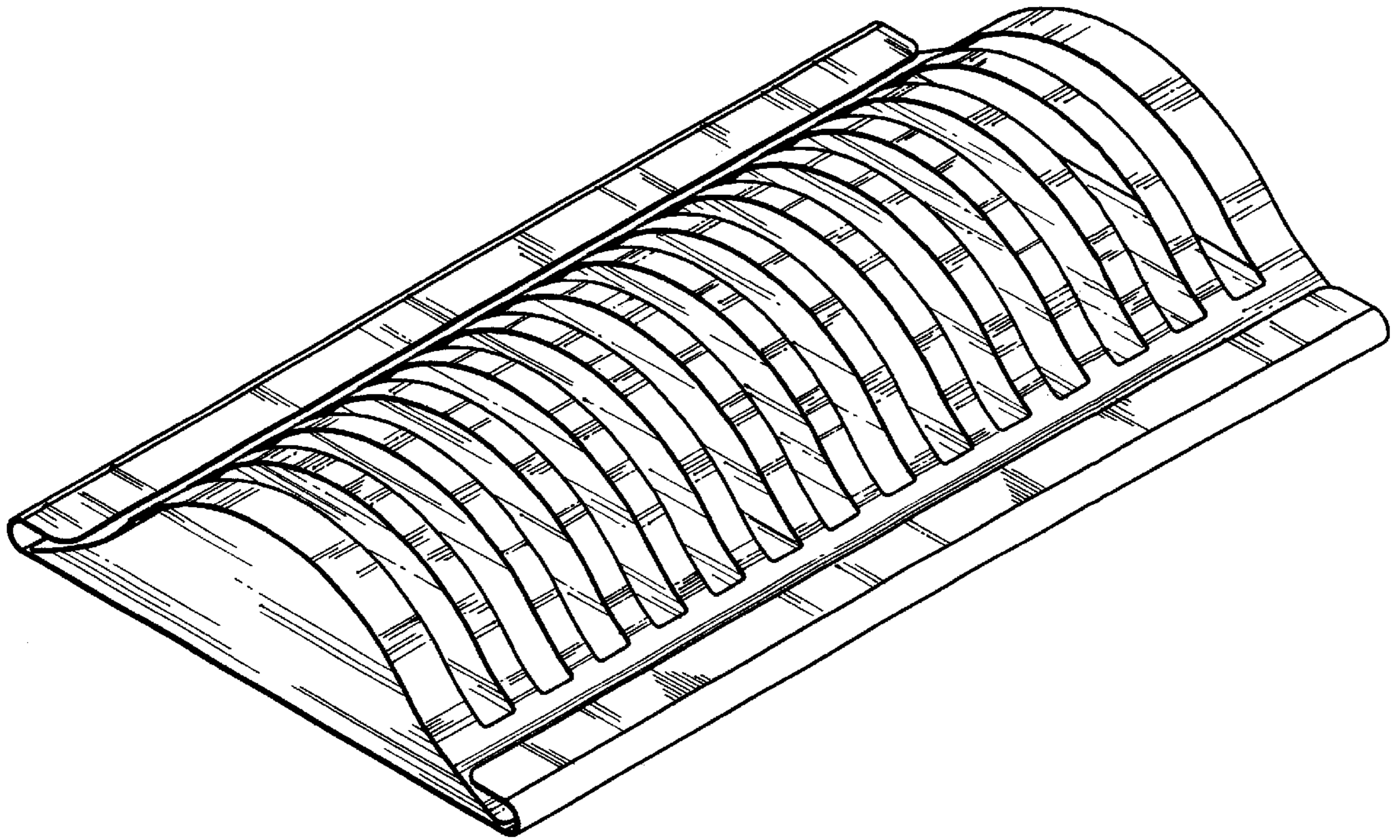


FIG. 1

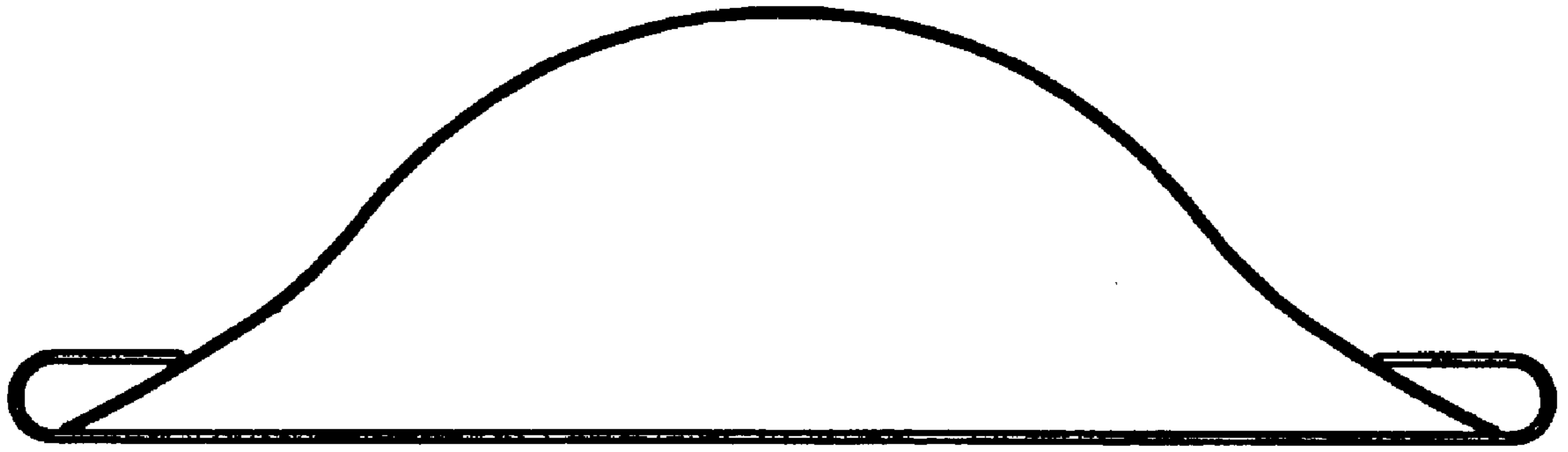


FIG. 2

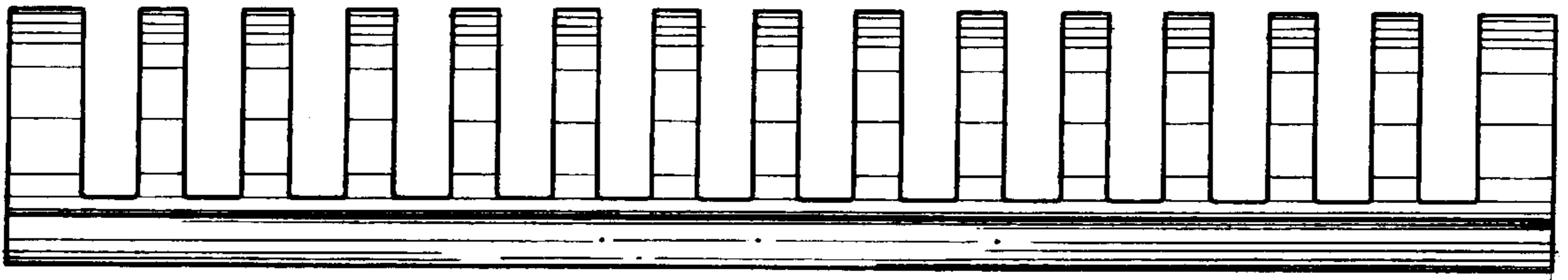


FIG. 3




FIG. 4

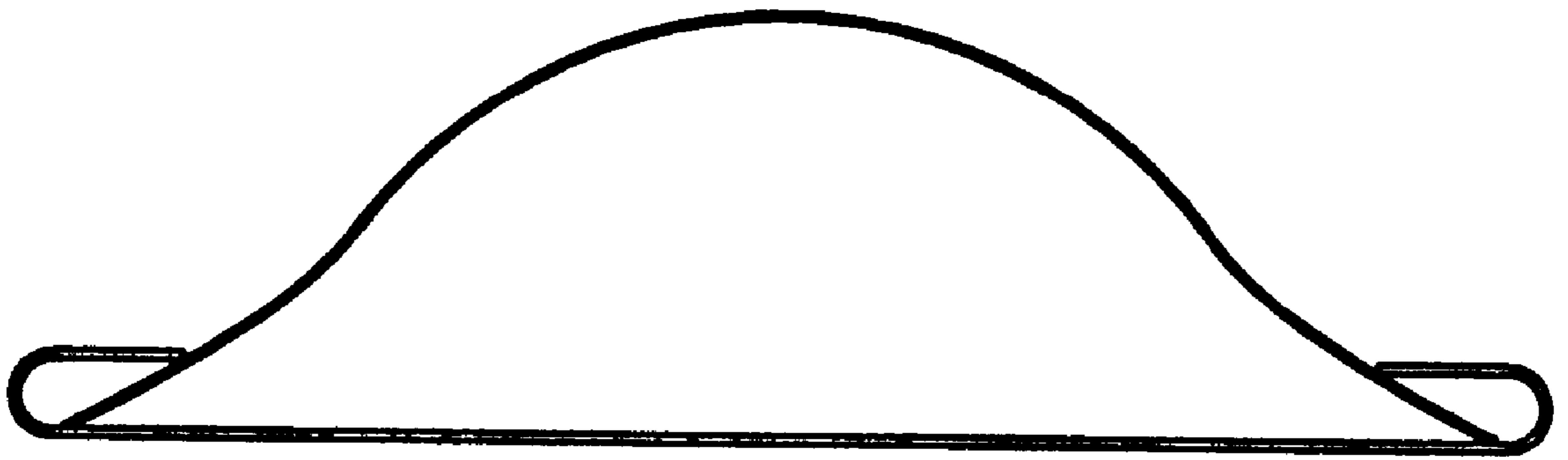


FIG. 5






FIG. 6




FIG. 7